



(86) Date de dépôt PCT/PCT Filing Date: 2009/03/05
 (87) Date publication PCT/PCT Publication Date: 2009/09/11
 (45) Date de délivrance/Issue Date: 2016/10/11
 (85) Entrée phase nationale/National Entry: 2010/07/20
 (86) N° demande PCT/PCT Application No.: EP 2009/052590
 (87) N° publication PCT/PCT Publication No.: 2009/109618
 (30) Priorité/Priority: 2008/03/07 (EP08425139.6)

(51) Cl.Int./Int.Cl. *C07D 231/56* (2006.01),
A61K 31/415 (2006.01), *A61P 13/00* (2006.01),
A61P 25/00 (2006.01), *A61P 29/00* (2006.01)
 (72) Inventeurs/Inventors:
 GUGLIELMOTTI, ANGELO, IT;
 FURLOTTI, GUIDO, IT;
 MANGANO, GIORGINA, IT;
 CAZZOLLA, NICOLA, IT;
 GAROFALO, BARBARA, IT
 (73) Propriétaire/Owner:
 AZIENDE CHIMICHE RIUNITE ANGELINI FRANCESCO
 A.C.R.A.F. S.P.A., IT
 (74) Agent: RICHES, MCKENZIE & HERBERT LLP

(54) Titre : NOUVEAUX DERIVES DU 1-BENZYL-3-HYDROXYMETHYL-INDAZOLE ET UTILISATION DE CES
 SUBSTANCES POUR LE TRAITEMENT DE MALADIES BASE SUR L'EXPRESSION DE MCP-1, CX3CR1 ET P40
 (54) Title: NOVEL 1-BENZYL-3-HYDROXYMETHYLINDAZOLE DERIVATIVES AND USE THEREOF IN THE
 TREATMENT OF DISEASES BASED ON THE EXPRESSION OF MCP-1, CX3CR1 AND P40

(57) **Abrégé/Abstract:**

The present invention relates to novel 1-benzyl-3-hydroxymethylindazole derivatives according to formula (I) described in the claims, and to a pharmaceutical composition comprising them, together with a pharmaceutically acceptable vehicle. In addition, the present invention relates to the use of 1-benzyl-3-hydroxymethylindazole derivatives for the preparation of a pharmaceutical composition that is active in the treatment of diseases based on the expression of MCP-1, CX3CR1 and p40, and to their use in a method for treating or preventing diseases based on the expression of MCP-1, CX3CR1 and p40.

(12) INTERNATIONAL APPLICATION PUBLISHED UNDER THE PATENT COOPERATION TREATY (PCT)

(19) World Intellectual Property Organization
International Bureau



(43) International Publication Date
11 September 2009 (11.09.2009)

(10) International Publication Number
WO 2009/109618 A3

(51) International Patent Classification:

C07D 231/56 (2006.01) *A61P 25/00* (2006.01)
A61K 31/415 (2006.01) *A61P 29/00* (2006.01)
A61P 13/00 (2006.01)

(21) International Application Number:

PCT/EP2009/052590

(22) International Filing Date:

5 March 2009 (05.03.2009)

(25) Filing Language:

English

(26) Publication Language:

English

(30) Priority Data:

08425139.6 7 March 2008 (07.03.2008) EP

(71) Applicant (for all designated States except US):

**AZIENDE CHIMICHE RIUNITE ANGELINI
FRANCESCO A.C.R.A.F. S.p.A.** [IT/IT]; Viale Amelia,
70, I-00181 Roma (IT).

(72) Inventors; and

(75) Inventors/Applicants (for US only): **GUGLIELMOTTI,**

Angelo [IT/IT]; Via Gaetano Fuggetta, 59, I-00149 Roma (IT). **FURLOTTI, Guido** [IT/IT]; Via Ferdinando Palasciano, 96, I-00151 Roma (IT). **MANGANO, Giorgina** [IT/IT]; Via Gran Paradiso, 84, I-00139 Roma (IT). **CAZZOLLA, Nicola** [IT/IT]; Via Abetonia, 20/L, I-00041 Albano Laziale (Roma) (IT). **GAROFALO, Barbara** [IT/IT]; Via Paolo Rosi, 82, I-00168 Roma (IT).

(74) Agents: **ALLAIX, Roberto** et al.; Marchi & Partners

S.r.l., Via G.B. Pirelli, 19, I-20124 Milano (IT).

(81) Designated States (unless otherwise indicated, for every

kind of national protection available): AE, AG, AL, AM, AO, AT, AU, AZ, BA, BB, BG, BH, BR, BW, BY, BZ, CA, CH, CN, CO, CR, CU, CZ, DE, DK, DM, DO, DZ, EC, EE, EG, ES, FI, GB, GD, GE, GH, GM, GT, HN, HR, HU, ID, IL, IN, IS, JP, KE, KG, KM, KN, KP, KR, KZ, LA, LC, LK, LR, LS, LT, LU, LY, MA, MD, ME, MG, MK, MN, MW, MX, MY, MZ, NA, NG, NI, NO, NZ, OM, PG, PH, PL, PT, RO, RS, RU, SC, SD, SE, SG, SK, SL, SM, ST, SV, SY, TJ, TM, TN, TR, TT, TZ, UA, UG, US, UZ, VC, VN, ZA, ZM, ZW.

(84) Designated States (unless otherwise indicated, for every

kind of regional protection available): ARIPO (BW, GH, GM, KE, LS, MW, MZ, NA, SD, SL, SZ, TZ, UG, ZM, ZW), Eurasian (AM, AZ, BY, KG, KZ, MD, RU, TJ, TM), European (AT, BE, BG, CH, CY, CZ, DE, DK, EE, ES, FI, FR, GB, GR, HR, HU, IE, IS, IT, LT, LU, LV, MC, MK, MT, NL, NO, PL, PT, RO, SE, SI, SK, TR), OAPI (BF, BJ, CF, CG, CI, CM, GA, GN, GQ, GW, ML, MR, NE, SN, TD, TG).

Published:

- with international search report (Art. 21(3))
- before the expiration of the time limit for amending the claims and to be republished in the event of receipt of amendments (Rule 48.2(h))

(88) Date of publication of the international search report:

10 December 2009

(54) Title: 1-BENZYL-3-HYDROXYMETHYLINDAZOLE DERIVATIVES AND USE THEREOF IN THE TREATMENT OF DISEASES BASED ON THE EXPRESSION OF MCP-1, CX3CR1

(57) Abstract: The present invention relates to novel 1 -benzyl-3-hydroxymethylindazole derivatives according to formula (I) described in the claims, and to a pharmaceutical composition comprising them, together with a pharmaceutically acceptable vehicle. In addition, the present invention relates to the use of 1 -benzyl-3-hydroxymethylindazole derivatives for the preparation of a pharmaceutical composition that is active in the treatment of diseases based on the expression of MCP-1, CX3CR1 and p40, and to their use in a method for treating or preventing diseases based on the expression of MCP-1, CX3CR1 and p40.

WO 2009/109618 A3

- 1 -

Novel 1-benzyl-3-hydroxymethylindazole derivatives and use thereof in the treatment of diseases based on the expression of MCP-1, CX3CR1 and p40

* * * * *

FIELD OF THE INVENTION

5 The present invention relates to 1-benzyl-3-hydroxymethylindazole derivatives, to a pharmaceutical composition comprising them, and to their use in the treatment of diseases based on the expression of MCP-1, CX3CR1 and p40.

10 In particular, the present invention relates to novel 1-benzyl-3-hydroxymethylindazole derivatives according to formula (I) below, and to a pharmaceutical composition comprising them together with a pharmaceutically acceptable vehicle. In addition, the present invention relates to the use of 1-benzyl-3-hydroxymethylindazole derivatives for preparing a pharmaceutical composition that is active in the treatment of diseases based on the
15 expression of MCP-1, CX3CR1 and p40, and to their use in a method for treating or preventing diseases based on the expression of MCP-1, CX3CR1 and p40.

BACKGROUND OF THE ART

20 As is known, MCP-1 (Monocyte Chemotactic Protein-1) is a protein belonging to the β subfamily of chemokines. MCP-1 has powerful chemotactic action on monocytes and exerts its action also on T lymphocytes, mastocytes and basophils (Rollins B.J., Chemokines, Blood 1997; 90: 909-928; M. Baggiolini, Chemokines and leukocyte traffic, Nature 1998; 392: 565-568).

25 Other chemokines belonging to the β subfamily are, for example, MCP-2 (Monocyte Chemotactic Protein-2), MCP-3, MCP-4, MIP-1 α and MIP-1 β , RANTES.

The β subfamily differs from the α subfamily in that, in the structure, the first two cysteines are adjacent for the β subfamily, whereas they are separated by an intervening amino acid for the α subfamily.

30 MCP-1 is produced by various types of cells (leukocytes, platelets, fibroblasts, endothelial cells and smooth muscle cells).

Among all the known chemokines, MCP-1 shows the highest specificity for monocytes and macrophages, for which it constitutes not only a chemotactic factor but also an activation stimulus, consequently inducing processes for

- 2 -

producing numerous inflammatory factors (superoxides, arachidonic acid and derivatives, cytokines/chemokines) and amplifying the phagocytic activity.

The secretion of chemokines in general, and of MCP-1 in particular, is typically induced by various pro-inflammatory factors, for instance interleukin-1
5 (IL-1), interleukin-2 (IL-2), TNF α (Tumour Necrosis Factor α), interferon- γ and bacterial lipopolysaccharide (LPS).

Prevention of the inflammatory response by blocking the chemokine/chemokine receptor system represents one of the main targets of pharmacological intervention (Gerard C. and Rollins B.J., Chemokines and
10 disease. Nature Immunol. 2001; 2:108-115).

There is much evidence to suggest that MCP-1 plays a key role during inflammatory processes and has been indicated as a new and validated target in various pathologies.

Evidence of a considerable physiopathological contribution of MCP-1 has
15 been obtained in the case of patients with articular and renal inflammatory diseases (rheumatoid arthritis, lupus nephritis, diabetic nephropathy and rejection following transplant).

However, more recently, MCP-1 has been indicated among the factors involved in inflammatory pathologies of the CNS (multiple sclerosis,
20 Alzheimer's disease, HIV-associated dementia) and other pathologies and conditions, with and without an obvious inflammatory component, including atopic dermatitis, colitis, interstitial lung pathologies, restenosis, atherosclerosis, complications following a surgical intervention (for instance angioplasty, arterectomy, transplant, organ and/or tissue replacement,
25 prosthesis implant), cancer (adenomas, carcinomas and metastases) and even metabolic diseases such as insulin resistance and obesity.

In addition, despite the fact that the chemokine system is involved in controlling and overcoming viral infections, recent studies have demonstrated that the response of certain chemokines, and in particular of MCP-1, may have
30 a harmful role in the case of host-pathogen interactions. In particular, MCP-1 has been indicated among the chemokines that contribute towards organ and tissue damage in pathologies mediated by alpha viruses characterized by monocyte/macrophage infiltration in the joints and muscles (Mahalingam S. et al. Chemokines and viruses: friend or foes? Trends in Microbiology 2003; 11:

- 3 -

383-391; Rulli N. et al. Ross River Virus: molecular and cellular aspects of disease pathogenesis. 2005; 107: 329-342).

Monocytes are the main precursors of macrophages and dendritic cells, and play a critical role as mediators of inflammatory processes. CX3CR1, with its ligand CX3CL1 (fractalkine), represents a key factor in regulating the migration and adhesiveness of monocytes. CX3CR1 is expressed in monocytes, whereas CX3CL1 is a transmembrane chemokine in endothelial cells. Genetic studies in man and in animal models have demonstrated an important role in the physiopathology of inflammatory diseases of CX3CR1 and CX3CL1. There is in fact much evidence to suggest a key contribution of CX3CR1 and of its ligand in the pathogenesis and progression of articular, renal, gastrointestinal and vascular inflammatory diseases (e.g. rheumatoid arthritis, lupus nephritis, diabetic nephropathy, Crohn's disease, ulcerative colitis, restenosis and atherosclerosis).

The expression of CX3CR1 is over-regulated in T cells, which are believed to accumulate in the synovium of patients suffering from rheumatoid arthritis. In addition, the expression of CX3CL1 is over-regulated in endothelial cells and fibroblasts present in the synovium of these patients. Consequently, the CX3CR1/CX3CL1 system plays an important role in controlling the type of cell and the mode of infiltration of the synovium and contributes towards the pathogenesis of rheumatoid arthritis (Nanki T. et al., "Migration of CX3CR1-positive T cells producing type 1 cytokines and cytotoxic molecules into the synovium of patients with rheumatoid arthritis", *Arthritis & Rheumatism* (2002), vol. 46, No. 11, pp. 2878-2883).

In patients suffering from renal damage, the majority of the inflammatory leukocytes that infiltrate the kidneys express CX3CR1, and in particular it is expressed on two of the main cell types involved in the most common inflammatory renal pathologies and in kidney transplant rejection, T cells and monocytes (Segeer S. et al., Expression of the fractalkine receptor (CX3CR1) in human kidney diseases, *Kidney International* (2002) 62, pp. 488-495).

Participation of the CX3CR1/CX3CL1 system has been suggested also in inflammatory bowel diseases (IBD). In point of fact, in the case of patients suffering from IBD (e.g. Crohn's disease, ulcerative colitis), a significant increase in the production of CX3CL1 by the intestinal capillary system and a

- 4 -

significant increase in CX3CR1-positive cells have been demonstrated, both at the circulatory level and in the mucosa (Sans M. et al., "Enhanced recruitment of CX3CR1 + T cells by mucosal endothelial cell-derived fractalkine in inflammatory bowel diseases", *Gastroenterology* 2007, vol. 132, No. 1, pp. 139-153).

Even more interesting is the demonstration of the key role played by the CX3CR1/CX3CL1 system in vascular damage and in particular under pathological conditions, for instance atherosclerosis and restenosis. CX3CR1 is indicated as a critical factor in the process of infiltration and accumulation of monocytes in the vascular wall, and CX3CR1 polymorphism in man is associated with a reduced prevalence of atherosclerosis, coronary disorders and restenosis (Liu P. et al., "Cross-talk among Smad, MAPK and integrin signalling pathways enhances adventitial fibroblast functions activated by transforming growth factor-1 and inhibited by Gax" *Arterioscler. Thromb. Vasc. Biol.* 2008; McDermott D.H. et al., "Chemokine receptor mutant CX3CR1-M280 has impaired adhesive function and correlates with protection from cardiovascular diseases in humans", *J. Clin. Invest.* 2003; Niessner A. et al., *Thrombosis and Haemostasis* 2005).

IL-12 and IL-23 are members of a small family of proinflammatory heterodimeric cytokines. Both cytokines share a common subunit, p40, which is covalently bonded either to the p35 subunit to produce the mature form of IL-12, or to the p19 subunit to produce the mature form of IL-23. The receptor for IL-12 is constituted by the subunits IL-12R β 1 and IL-12R β 2, while the receptor for IL-23 is constituted by the subunits IL-12R β 1 and IL-23R.

IL-12 and IL-23 are mainly expressed by activated dendritic cells and by phagocytes. The receptors for the two cytokines are expressed on the T and NK cells, and NK T cells, but low levels of complexes of the receptor for IL-23 are also present in monocytes, macrophages and dendritic cells.

Despite these similarities, there is much evidence to suggest that IL-12 and IL-23 control different immunological circuits. In point of fact, whereas IL-12 controls the development of Th1 cells, which are capable of producing gamma-interferon (IFN- γ), and increases the cytotoxic, antimicrobial and antitumoral response, IL-23 regulates a circuit that leads to the generation of CD4⁺ cells, which are capable of producing IL-17. The induction of IL-23-

- 5 -

dependent processes leads to the mobilization of various types of inflammatory cell, for instance T_H -17, and it has been demonstrated as being crucial for the pathogenesis of numerous inflammatory pathologies mediated by immunological responses.

5 Typical examples of pathologies associated with the expression of p40 are chronic inflammatory diseases of the articular apparatus (e.g. rheumatoid arthritis), of the dermatological apparatus (e.g. psoriasis) and of the gastrointestinal apparatus (e.g. Crohn's disease). However, IL-23 also exerts a role in promoting tumour incidence and growth. In point of fact, IL-23 regulates
10 a series of circuits in the tumoral microenvironment, stimulating angiogenesis and the production of inflammation mediators.

Psoriasis is a chronic inflammatory skin disease that affects 3% of the world's population (Koo J. *Dermatol. Clin.* 1996; 14:485-96; Schon M.P. et al., *N. Engl. J. Med.* 2005; 352: 1899-912). A type-1 aberrant immune response
15 has been correlated with the pathogenesis of psoriasis, and the cytokines that induce this response, such as IL-12 and IL-23, may represent suitable therapeutic objects. The expression of IL-12 and IL-23, which share the subunit p40, is significantly increased in psoriasis plaques, and preclinical studies have demonstrated a role of these cytokines in the pathogenesis of
20 psoriasis. More recently, the treatment of anti-IL-12 and IL-23 monoclonal antibodies of patients suffering from psoriasis proved to be effective in improving the signs of progression and seriousness of the disease and has subsequently reinforced the role of IL-12 and IL-23 in the physiopathology of psoriasis.

25 Crohn's disease is a chronic inflammatory pathology of the digestive apparatus and may affect any region thereof – from the mouth to the anus. It typically afflicts the terminal tract of the ileum and well-defined areas of the large intestine. It is often associated with systemic autoimmune disorders, such as mouth ulcers and rheumatic arthritis. Crohn's disease affects over
30 500 000 people in Europe and 600 000 people in the United States.

Crohn's disease is a pathology associated with a Th1 cell-mediated excessive activity of cytokines. IL-12 is a key cytokine in the initiation of the inflammatory response mediated by Th1 cells. Crohn's disease is characterized by increased production of IL-12 by cells presenting the antigen

- 6 -

in intestinal tissue, and of gamma-interferon (IFN- γ) and TNF α by lymphocytes and intestinal macrophages. These cytokines induce and support the inflammatory process and thickening of the intestinal wall, which are characteristic signs of the pathology. Preclinical and clinical evidence has
5 demonstrated that inhibition of IL-12 is effective in controlling the inflammatory response in models of intestinal inflammation and/or in patients suffering from Crohn's disease.

The relationship between cancer and inflammation is now an established fact. Many forms of tumours originate from sites of inflammation, and
10 inflammation mediators are often produced in tumours.

IL-23 has been identified as a cytokine associated with cancer and, in particular, the expression of IL-23 is significantly high in samples of human carcinomas when compared with normal adjacent tissues. In addition, the absence of a significant expression of IL-23 in the normal adjacent tissues
15 suggests an over-regulation of IL-23 in tumours, reinforcing its role in tumour genesis.

European patent EP-B-0 382 276 describes a number of 1-benzyl-3-hydroxymethylindazole derivatives endowed with analgesic activity. In turn, European patent EP-B-0 510 748 describes, on the other hand, the use of
20 these derivatives for preparing a pharmaceutical composition that is active in the treatment of autoimmune diseases. Finally, European patent EP-B-1 005 332 describes the use of these derivatives for preparing a pharmaceutical composition that is active in treating diseases derived from the production of MCP-1. 2-Methyl-2- $\{[1-(\text{phenylmethyl})-1\text{H-indazol-3-yl}]$ methoxy $\}$ propanoic acid
25 is thought to be capable of inhibiting, in a dose-dependent manner, the production of MCP-1 and TNF- α induced in vitro in monocytes from LPS and *Candida albicans*, whereas the same compound showed no effects in the production of cytokines IL-1 and IL-6, and of chemokines IL-8, MIP-1 α , and RANTES (Sironi M. et al., "A small synthetic molecule capable of preferentially
30 inhibiting the production of the CC chemokine monocyte chemoattractant protein-1", European Cytokine Network. Vol. 10, No. 3, 437-41, September 1999).

European patent application EP-A-1 185 528 relates to the use of triazine derivatives for inhibiting the production of IL-12. European patent application EP-A-1 188 438 and EP-A-1 199 074 relate to the use of inhibitors of the

- 7 -

enzyme PDE4, for instance Rolipram, Ariflo and diazepine-indole derivatives, in the treatment and prevention of diseases associated with excessive production of IL-12. European patent application EP-A-1 369 119 relates to the use of hyaluronane with a molecular weight of between 600 000 and 3 000 000 daltons for controlling and inhibiting the expression of IL-12. European patent application EP-A-1 458 687 relates to the use of pyrimidine derivatives for treating diseases related to an overproduction of IL-12. European patent application EP-A-1 819 341 relates to the use of nitrogenous heterocyclic compounds, for instance pyridine, pyrimidine and triazine derivatives, for inhibiting the production of IL-12 (or of other cytokines, such as IL-23 and IL-27 which stimulate the production of IL-12). European patent application EP-A-1 827 447 relates to the use of pyrimidine derivatives for treating diseases related to an overproduction of IL-12, IL-23 and IL-27.

European patent applications EP-A-1 869 055, EP-A-1 869 056 and EP-A-1 675 862 describe 1,3-thiazolo-4,5-pyrimidine derivatives that are capable of acting as CX3CR1 receptor antagonists.

Despite the activity developed thus far, there is still felt to be a need for novel pharmaceutical compositions and compounds that are effective in the treatment of diseases based on the expression of MCP-1, CX3CR1 and p40.

The Applicant has found, surprisingly, novel 1-benzyl-3-hydroxymethylindazole derivatives with pharmacological activity.

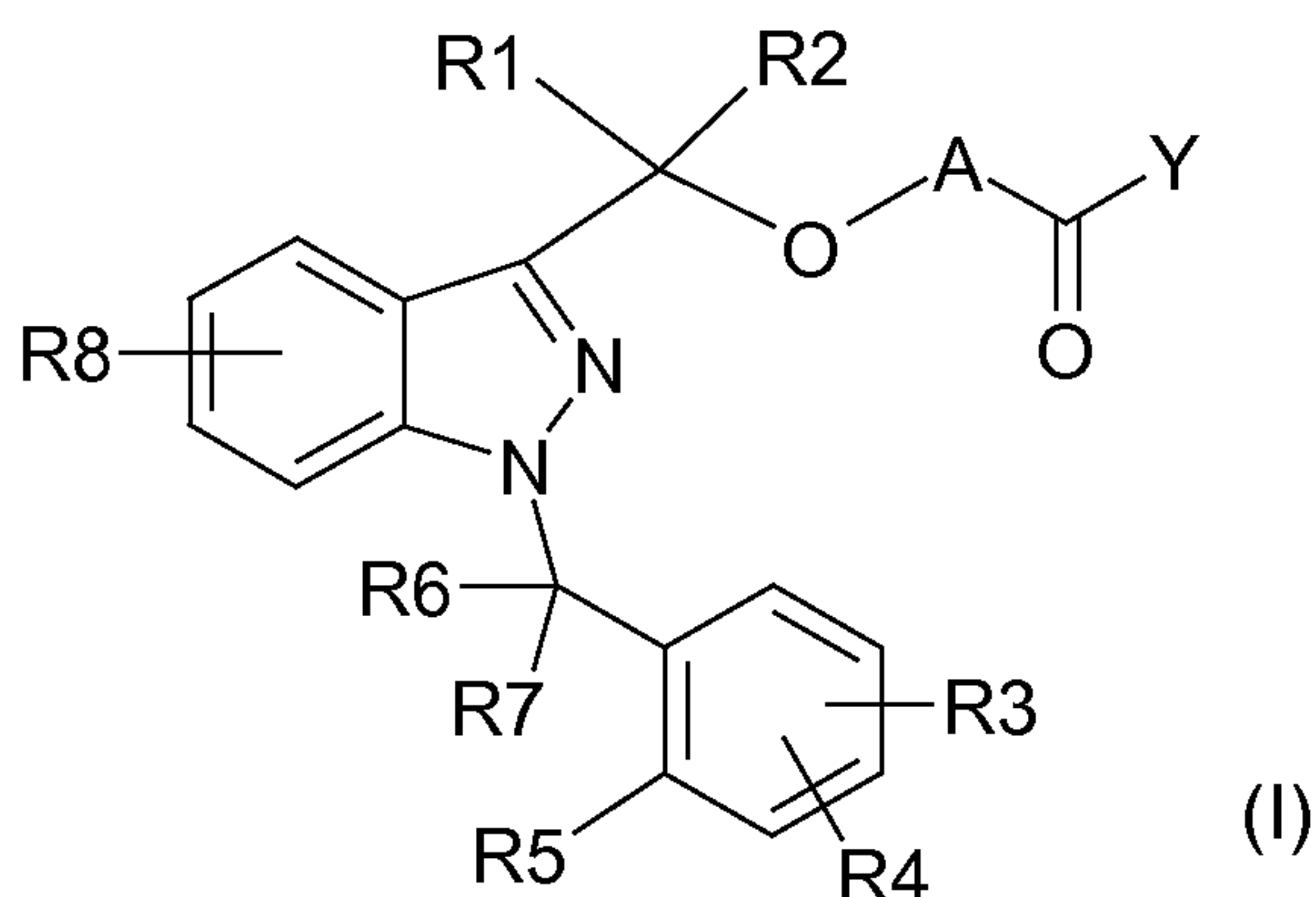
The Applicant has found, surprisingly, that the novel 1-benzyl-3-hydroxymethylindazole derivatives according to formula (I) of the present invention are capable of reducing the production of the chemokine MCP-1.

More surprisingly, the Applicant has found that the novel 1-benzyl-3-hydroxymethylindazole derivatives according to formula (I) of the present invention are capable of reducing the expression of the chemokine MCP-1.

Even more surprisingly, the Applicant has found that the 1-benzyl-3-hydroxymethylindazole derivatives according to formula (I) of the present invention are capable of reducing the expression of the subunit p40 involved in the production of the cytokines IL-12 and IL-23, and the expression of the receptor CX3CR1.

Thus, in a first aspect, the present invention consists of a compound of formula (I)

- 8 -



in which:

A may be $-X_1-$ or $-X_1-OC(R_9)(R_{10})-$, in which

5 X_1 may be an alkyl group having from 1 to 5 carbon atoms, optionally substituted with one or more alkyl groups having from 1 to 5 carbon atoms or one or more alkoxy groups having from 1 to 3 carbon atoms, and

10 R_9 and R_{10} , which may be identical or different each other, may be hydrogen, an alkyl group having from 1 to 5 carbon atoms or an alkoxy group having from 1 to 3 carbon atoms,

Y may be $N(R_{11})(R_{12})$, $N(R_{13})O(R_{14})$, $N(R_{13})N(R_{14})(R_{15})$,

$N(R_{13})-X_2-N(R_{14})(R_{15})$, $N(R_{13})-X_2-CO-X_3$, in which

15 R_{11} may be hydrogen, an alkyl group having from 1 to 5 carbon atoms, an alkoxy group having from 1 to 3 carbon atoms, or R_{11} together with R_{12} forms a 4- to 7-membered heterocycle,

20 R_{12} may be hydrogen, an alkyl group having from 1 to 5 carbon atoms, an alkoxy group having from 1 to 3 carbon atoms, an aryl group, a heteroaryl group, an alkylaryl group, an alkylheteroaryl group, COR' , $COOR'$, $CON(R')(R'')$ with R' and R'' , which may be identical or different each other, represented by hydrogen and an alkyl group having from 1 to 5 carbon atoms, or R_{12} together with R_{11} , forms a 4- to 7-membered heterocycle,

25 R_{13} and R_{15} , which may be identical or different, may be hydrogen, an alkyl group having from 1 to 5 carbon atoms or an alkoxy group having from 1 to 3 carbon atoms,

R_{14} may be hydrogen, an alkyl group having from 1 to 5 carbon atoms, an aryl group, a heteroaryl group, an alkylaryl group, an alkylheteroaryl

- 9 -

group, COR', COOR', CON(R')(R'') with R' and R'', which may be identical or different each other, represented by hydrogen and an alkyl group having from 1 to 5 carbon atoms,

5 X₂ may be an alkyl group having from 1 to 5 carbon atoms, optionally substituted with one or more alkyl groups having from 1 to 5 carbon atoms or one or more alkoxy groups having from 1 to 3 carbon atoms,

X₃ may be OH, NH₂, NHOH or NHNH₂,

10 R₁ and R₂, which may be identical or different each other, may be hydrogen, an alkyl group having from 1 to 5 carbon atoms or an alkoxy group having from 1 to 3 carbon atoms,

15 R₃, R₄ and R₈, which may be identical or different each other, may be hydrogen, an alkyl group having from 1 to 5 carbon atoms, an alkoxy group having from 1 to 3 carbon atoms, a halogen atom, -OH, -N(R')(R''), -N(R')COR'', -CN, -CONR'R'', -SO₂NR'R'', -SO₂R', nitro and trifluoromethyl; with R' and R'', which may be identical or different each other, represented by hydrogen and an alkyl group having from 1 to 5 carbon atoms,

20 R₅ may be hydrogen, an alkyl group having from 1 to 5 carbon atoms, an alkoxy group having from 1 to 3 carbon atoms, a halogen atom, -OH, -N(R')(R''), -N(R')COR'', nitro and trifluoromethyl, or R₅ together with one from between R₆ and R₇ forms a ring having 5 or 6 carbon atoms; with R' and R'', which may be identical or different each other, represented by hydrogen and an alkyl group having from 1 to 5 carbon atoms,

25 R₆ and R₇, which may be identical or different each other, may be hydrogen, an alkyl group having from 1 to 5 carbon atoms, or together form a group C=O, or one from between R₆ and R₇, together with R₅, forms a ring having 5 or 6 carbon atoms.

30 In a second aspect, the present invention relates to a pharmaceutical composition comprising the novel 1-benzyl-3-hydroxymethylindazole derivatives according to formula (I) or a pharmaceutically acceptable salt thereof together with at least one pharmaceutically acceptable vehicle.

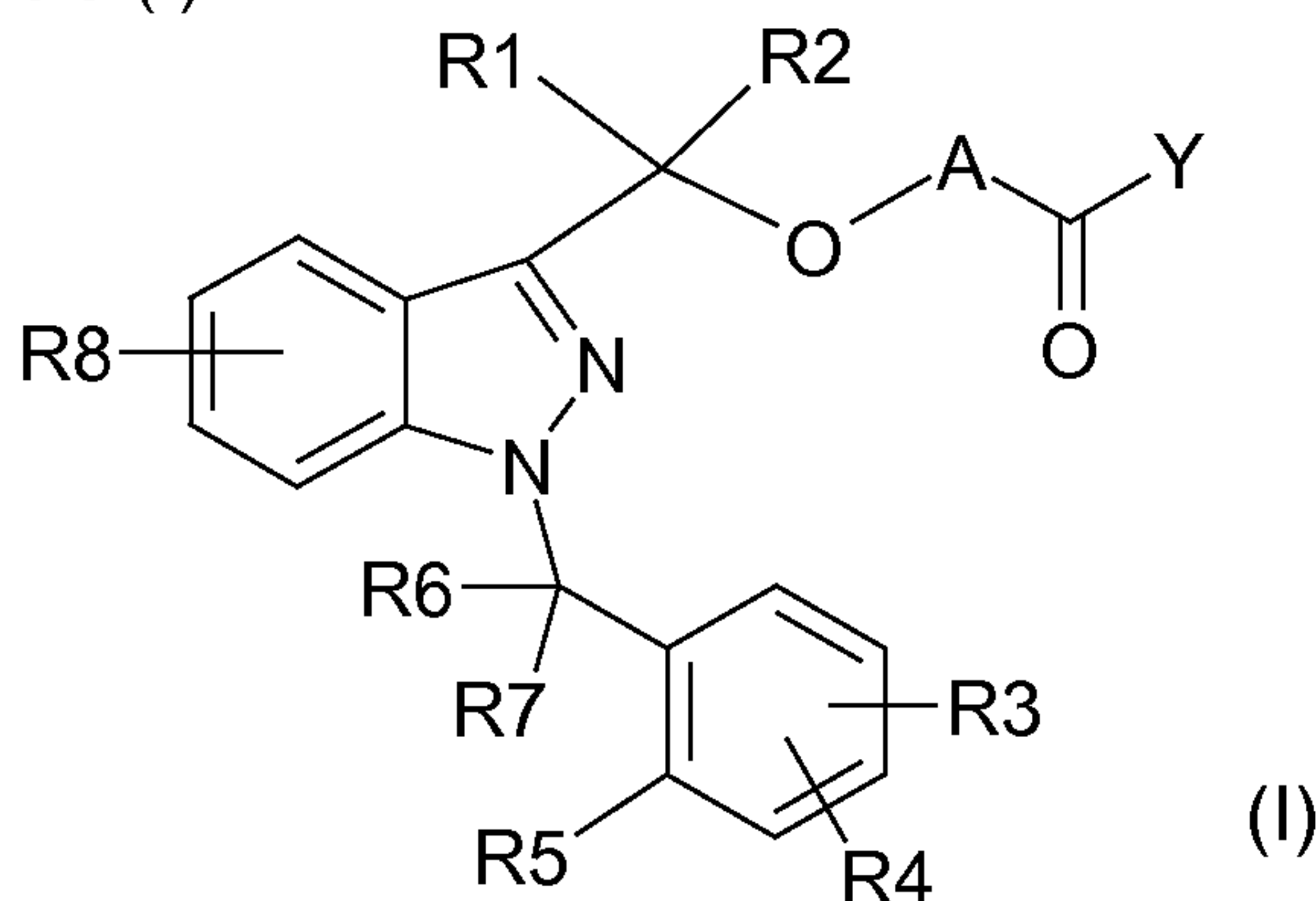
The over-regulation and/or the increase of the expression of the above mentioned MCP-1, CX3CR1, and p40, the latest resulting consequently in IL-12 and/or IL-23 expression/production, which results in a development of a pathology and/or a disease is often referred in the art with the term

- 10 -

“overexpression”. For the purpose of the present invention, the term expression is intended to include overexpression as known in the art.

Surprisingly, the Applicant has found that the novel 1-benzyl-3-hydroxymethylindazole derivatives may be used for the preparation of a pharmaceutical composition that is active in the case of diseases based on the expression of the chemokine MCP-1, of the subunit p40, and consequently of the cytokines IL-12 and IL-23, and of the receptor CX3CR1.

Thus, in a further aspect, the present invention relates to the use of a compound of formula (I)



10

in which:

A may be $-X_1-$ or $-X_1-OC(R_9)(R_{10})-$, in which

X_1 may be an alkyl group having from 1 to 5 carbon atoms, optionally substituted with one or more alkyl groups having from 1 to 5 carbon atoms or one or more alkoxy groups having from 1 to 3 carbon atoms, and

15

R_9 and R_{10} , which may be identical or different each other, may be hydrogen, an alkyl group having from 1 to 5 carbon atoms or an alkoxy group having from 1 to 3 carbon atoms,

20

Y may be $N(R_{11})(R_{12})$, $N(R_{13})O(R_{14})$, $N(R_{13})N(R_{14})(R_{15})$, $N(R_{13})-X_2-N(R_{14})(R_{15})$, $N(R_{13})-X_2-CO-X_3$, in which

R_{11} may be hydrogen, an alkyl group having from 1 to 5 carbon atoms, an alkoxy group having from 1 to 3 carbon atoms, or R_{11} together with R_{12} forms a 4- to 7-membered heterocycle,

25

R_{12} may be hydrogen, an alkyl group having from 1 to 5 carbon atoms, an alkoxy group having from 1 to 3 carbon atoms, an aryl group, a heteroaryl group, an alkylaryl group, an alkylheteroaryl group, COR' ,

- 11 -

COOR', CON(R')(R'') with R' and R'', which may be identical or different each other, represented by hydrogen and an alkyl group having from 1 to 5 carbon atoms, or R₁₂ together with R₁₁, forms a 4- to 7-membered heterocycle,

5 R₁₃ and R₁₅, which may be identical or different each other, may be hydrogen, an alkyl group having from 1 to 5 carbon atoms or an alkoxy group having from 1 to 3 carbon atoms,

R₁₄ may be hydrogen, an alkyl group having from 1 to 5 carbon atoms, an aryl group, a heteroaryl group, an alkylaryl group, an alkylheteroaryl group, COR', COOR', CON(R')(R'') with R' and R'', which may be
10 identical or different each other, represented by hydrogen and an alkyl group having from 1 to 5 carbon atoms,

X₂ may be an alkyl group having from 1 to 5 carbon atoms, optionally substituted with one or more alkyl groups having from 1 to 5 carbon atoms or one or more alkoxy groups having from 1 to 3 carbon atoms,
15

X₃ may be OH, NH₂, NHOH or NHNH₂,

R₁ and R₂, which may be identical or different each other, may be hydrogen, an alkyl group having from 1 to 5 carbon atoms or an alkoxy group having from 1 to 3 carbon atoms,

20 R₃, R₄ and R₈, which may be identical or different each other, may be hydrogen, an alkyl group having from 1 to 5 carbon atoms, an alkoxy group having from 1 to 3 carbon atoms, a halogen atom, -OH, -N(R')(R''), -N(R')COR'', -CN, -CONR'R'', -SO₂NR'R'', -SO₂R', nitro and trifluoromethyl; with R' and R'', which may be identical or different each other, represented by
25 hydrogen and an alkyl group having from 1 to 5 carbon atoms,

R₅ may be hydrogen, an alkyl group having from 1 to 5 carbon atoms, an alkoxy group having from 1 to 3 carbon atoms, a halogen atom, -OH, -N(R')(R''), -N(R')COR'', nitro and trifluoromethyl, or R₅ together with one from among R₆ and R₇ forms a ring having 5 or 6 carbon atoms; with R' and R'',
30 which may be identical or different each other, represented by hydrogen and an alkyl group having from 1 to 5 carbon atoms, and

R₆ and R₇, which may be identical or different each other, may be hydrogen, an alkyl group having from 1 to 5 carbon atoms, or together form a group C=O, or one from among R₆ and R₇, together with R₅, forms a ring

- 12 -

having 5 or 6 carbon atoms,

for preparing a pharmaceutical composition for the treatment of diseases based on the expression of MCP-1, CX3CR1 and p40.

In addition, in a further aspect, the present invention relates to a method
 5 for treating or preventing diseases based on the expression of MCP-1, CX3CR1 and p40, characterized by the administration to a person in need thereof an effective amount of the compound of formula (I) previously described.

DETAILED DESCRIPTION OF THE INVENTION

10 Preferably, in formula (I) previously described, residue A is represented by the group X_1 or $X_1\text{-OC}(\text{R}_9)(\text{R}_{10})$, where X_1 is an alkyl group having from 1 to 3 carbon atoms, optionally substituted with one or more alkyl groups having from 1 to 3 carbon atoms or one or more alkoxy groups having 1 or 2 carbon atoms, and R_9 and R_{10} , which may be identical or different each other, are hydrogen,
 15 an alkyl group having from 1 to 3 carbon atoms or an alkoxy group having 1 or 2 carbon atoms.

More preferably, residue A is represented by the group X_1 or $X_1\text{-OC}(\text{R}_9)(\text{R}_{10})$, where X_1 is the group CH_2 , the group CH_2CH_2 or the group $\text{C}(\text{CH}_3)_2$, and R_9 and R_{10} , which may be identical or different each other, are
 20 hydrogen or a CH_3 group.

Advantageously, residue A is chosen from the group comprising a group CH_2 , a group CH_2CH_2 , a group $\text{C}(\text{CH}_3)_2$, a group $\text{CH}_2\text{CH}_2\text{OCH}_2$, a group $\text{CH}_2\text{CH}_2\text{OC}(\text{CH}_3)_2$ and a group $\text{CH}_2\text{CH}_2\text{CH}_2\text{OC}(\text{CH}_3)_2$.

Preferably, in formula (I) described previously, residue Y is represented by
 25 the group $\text{N}(\text{R}_{11})(\text{R}_{12})$, $\text{N}(\text{R}_{13})\text{N}(\text{R}_{14})(\text{R}_{15})$, $\text{N}(\text{R}_{13})\text{-X}_2\text{-N}(\text{R}_{14})(\text{R}_{15})$ or $\text{N}(\text{R}_{13})\text{-X}_2\text{-CO-X}_3$.

More preferably, in formula (I) described previously, residue Y is represented by the group $\text{N}(\text{R}_{11})(\text{R}_{12})$, $\text{N}(\text{R}_{13})\text{N}(\text{R}_{14})(\text{R}_{15})$ or $\text{N}(\text{R}_{13})\text{-X}_2\text{-N}(\text{R}_{14})(\text{R}_{15})$.

30 Advantageously, R_{11} is represented by a hydrogen atom, an alkyl group having from 1 to 3 carbon atoms, an alkoxy group having 1 or 2 carbon atoms, or R_{11} together with R_{12} forms a 5- or 6-membered heterocycle.

More preferably, R_{11} is represented by a hydrogen atom, an alkyl group having from 1 to 3 carbon atoms, or R_{11} together with R_{12} forms a 5- or 6-

- 13 -

membered heterocycle.

Advantageously, R_{12} is represented by a hydrogen atom, an alkyl group having from 1 to 3 carbon atoms, an alkoxy group having 1 or 2 carbon atoms, a heteroaryl group, an alkylaryl group, an alkylheteroaryl group, $CON(R')(R'')$ with R' and R'' , which may be identical or different each other, represented by hydrogen and an alkyl group having from 1 to 3 carbon atoms, or R_{12} together with R_{11} forms a 5- or 6-membered heterocycle.

More preferably, R_{12} is represented by a hydrogen atom, an alkyl group having 1 or 2 carbon atoms, an alkoxy group having 1 or 2 carbon atoms, a heteroaryl group, $CON(R')(R'')$ with R' and R'' , which may be identical or different each other, represented by hydrogen and an alkyl group having from 1 to 3 carbon atoms, or R_{12} together with R_{11} forms a 5- or 6-membered heterocycle.

Preferably, R_{13} and R_{15} , which may be identical or different each other, are represented by a hydrogen atom, an alkyl group having from 1 to 3 carbon atoms or an alkoxy group having 1 or 2 carbon atoms.

More preferably, R_{13} and R_{15} , which may be identical or different each other, are represented by a hydrogen atom, an alkyl group having 1 or 2 carbon atoms, or an alkoxy group having 1 or 2 carbon atoms.

Preferably, R_{14} is represented by a hydrogen atom, an alkyl group having from 1 to 3 carbon atoms, an aryl group, a heteroaryl group, an alkylaryl group, an alkylheteroaryl group, COR' , $COOR'$, $CON(R')(R'')$ with R' and R'' , which may be identical or different each other, represented by hydrogen and an alkyl group having from 1 to 3 carbon atoms.

More preferably, R_{14} is represented by a hydrogen atom, an alkyl group having 1 or 2 carbon atoms, an aryl group or $CON(R')(R'')$ with R' and R'' , which may be identical or different each other, represented by hydrogen and an alkyl group having from 1 to 3 carbon atoms.

Advantageously, X_2 is represented by an alkyl group having from 1 to 3 carbon atoms, optionally substituted with one or more alkyl groups having from 1 to 3 carbon atoms or one or more alkoxy groups having 1 or 2 carbon atoms.

Advantageously, X_3 is represented by the groups OH, NH_2 , NHOH or $NHNH_2$.

Preferably, R_1 and R_2 , which may be identical or different each other, are

- 14 -

represented by a hydrogen atom, an alkyl group having from 1 to 3 carbon atoms or an alkoxy group having 1 or 2 carbon atoms.

Preferably, R_3 , R_4 and R_8 , which may be identical or different each other, are represented by a hydrogen atom, an alkyl group having from 1 to 3 carbon atoms, an alkoxy group having 1 or 2 carbon atoms, a Br, Cl or F atom, an OH group, a nitro group, a trifluoromethyl group or a group $N(R')(R'')$ or $N(R')COR''$; -CN, -CONR'R'', -SO₂NR'R'', -SO₂R', with R' and R'', which may be identical or different each other, represented by a hydrogen atom and an alkyl group having from 1 to 3 carbon atoms.

Advantageously, R_5 is represented by a hydrogen atom, an alkyl group having from 1 to 3 carbon atoms, an alkoxy group having 1 or 2 carbon atoms, a halogen atom, an OH group, or R_5 , together with one from among R_6 and R_7 , forms a ring having 5 or 6 carbon atoms.

Preferably, R_6 and R_7 , which may be identical or different each other, are represented by a hydrogen atom, an alkyl group having from 1 to 3 carbon atoms, or together form a group C=O, or one from among R_6 and R_7 , together with R_5 , forms a ring having 5 or 6 carbon atoms.

In the case of certain substituents, the compound of formula (I) according to the present invention may be an asymmetric carbon atom and may then be in the form of stereoisomers and enantiomers.

Depending on the nature of the substituents, the compound of formula (I) may form addition salts with physiologically acceptable organic or mineral acids or bases.

Typical examples of suitable physiologically acceptable mineral acids are hydrochloric acid, hydrobromic acid, sulfuric acid, phosphoric acid and nitric acid.

Typical examples of suitable physiologically acceptable organic acids are acetic acid, ascorbic acid, benzoic acid, citric acid, fumaric acid, lactic acid, maleic acid, methanesulfonic acid, oxalic acid, para-toluenesulfonic acid, benzenesulfonic acid, succinic acid, tannic acid and tartaric acid.

Typical examples of suitable physiologically acceptable mineral bases are hydroxides, carbonates and hydrogen carbonates of ammonium, calcium, magnesium, sodium and potassium, for instance ammonium hydroxide, calcium hydroxide, magnesium carbonate, sodium hydrogen carbonate and

- 15 -

potassium hydrogen carbonate.

Typical examples of suitable physiologically acceptable organic bases are: arginine, betaine, caffeine, choline, N,N-dibenzylethylenediamine, diethylamine, 2-diethylaminoethanol, 2-dimethylaminoethanol, ethanolamine, ethylenediamine, N-ethylmorpholine, N-ethylpiperidine, N-methylglucamine, glucamine, glucosamine, histidine, N-(2-hydroxyethyl)piperidine, N-(2-hydroxyethyl)pyrrolidine, isopropylamine, lysine, methylglucamine, morpholine, piperazine, piperidine, theobromine, triethylamine, trimethylamine, tripropylamine and tromethamine.

10 Depending on the nature of the substituents, the compound of formula (I) may form esters with physiologically acceptable organic acids or bases.

The compounds of the present invention also include the prodrugs, stereoisomers, enantiomers and pharmaceutically acceptable salts or esters of the compounds represented by formula (I) described in the claims. The prodrug of a compound of formula (I) is a substance in substantially inactive form, which, when administered to a living being, is metabolized into a compound of formula (I).

15 The terms "pharmaceutically acceptable" and "physiologically acceptable" are intended to define, without any particular limitation, any material suitable for preparing a pharmaceutical composition to be administered to a living being.

The compounds according to formula (I) of the present invention may be used for the preparation of a pharmaceutical composition that is active in the treatment of diseases (or pathologies) based on the expression of the chemokine MCP-1, the cytokine p40, the subunit p40 (involved in the production of cytokines IL-12 and IL-23) and the receptor CX3CR1.

25 Preferably, the pathologies associated with the expression of MCP-1 and CX3CR1 are articular diseases, renal diseases, cardiovascular diseases, metabolic syndrome, obesity, diabetes, insulin resistance and cancer.

30 In particular, the pathologies associated with the expression of MCP-1 are rheumatoid arthritis, arthritis induced by viral infections, psoriatic arthritis, arthrosis, lupus nephritis, diabetic nephropathy, glomerulonephritis, polycystic kidney disease, interstitial lung disease, fibrosis, multiple sclerosis, Alzheimer's disease, HIV-associated dementia, atopic dermatitis, psoriasis,

- 16 -

vasculitis, restenosis, atherosclerosis, myocardial infarction, angina, acute coronary diseases, adenomas, carcinomas and metastases, metabolic diseases and complications following surgical interventions such as, for example, angioplasty, arterectomy, circulation recovery techniques,
5 transplants, organ replacements, tissue replacements and prosthesis implants.

In particular, the pathologies associated with the expression of CX3CR1 are rheumatoid arthritis, lupus nephritis, diabetic nephropathy, Crohn's disease, ulcerative colitis, coronary disorders, restenosis, atherosclerosis, myocardial infarction, angina, and complications following surgical
10 interventions such as, for example, angioplasty, arterectomy and circulation recovery techniques.

Preferably, the pathologies associated with the expression of p40, and thus of IL-12 and IL-23, are autoimmune diseases, such as chronic degenerative inflammatory diseases, and cancer.

15 In particular, the pathologies associated with the expression of p40 are rheumatoid arthritis, psoriasis, glomerulonephritis, diabetes, lupus erythematosus, diabetes, Crohn's disease, and tumours such as, for example, colon carcinomas, breast carcinomas, lung carcinomas and prostate carcinomas, and skin and CNS neoplasias.

20 Preferably, the pharmaceutical compositions of the present invention are prepared in suitable dosage forms comprising an effective dose of at least one compound of formula (I), or a pharmaceutically acceptable salt, ester or prodrug thereof, and at least one pharmaceutically acceptable vehicle.

25 Examples of pharmaceutically acceptable vehicles known in the prior art are, for example, glidants, binders, disintegrants, fillers, diluents, flavourings, colorants, fluidizers, lubricants, preserving agents, humectants, absorbents and sweeteners.

Useful examples of pharmaceutically acceptable excipients are sugars, such as lactose, glucose or sucrose, starches, such as corn starch and potato
30 starch, cellulose and derivatives thereof, for instance sodium carboxymethylcellulose, ethylcellulose and cellulose acetate, gum tragacanth, malt, gelatin, talc, cocoa butter, waxes, oils, such as groundnut oil, cottonseed oil, safflower oil, sesame oil, olive oil, corn oil and soybean oil, glycols such as propylene glycol, polyols such as glycerol, sorbitol, mannitol and polyethylene

- 17 -

glycol, esters such as ethyl oleate and ethyl laurate, agar-agar, and the like.

Examples of suitable dosage forms are tablets, capsules, coated tablets, granules, solutions and syrups for oral administration; medicated plasters, solutions, pastes, creams and ointments for transdermal administration; 5 suppositories for rectal administration and sterile solutions for injection or aerosol administration.

Other suitable dosage forms are sustained-release forms and liposome-based forms, for either the oral or injection route.

The dosage forms may also contain other conventional ingredients such 10 as: preserving agents, stabilizers, surfactants, buffers, osmotic pressure regulators, emulsifiers, sweeteners, colorants, flavourings and the like.

When required for particular therapies, the pharmaceutical composition of the present invention may contain other pharmacologically active ingredients whose simultaneous administration is useful.

15 The amount of compound of formula (I) or of pharmaceutically acceptable salt, ester or prodrug thereof in the pharmaceutical composition of the present invention may vary within a wide range as a function of known factors, for instance the type of pathology to be treated, the severity of the disease, the body weight of the patient, the dosage form, the chosen route of 20 administration, the number of daily administrations and the efficacy of the chosen compound of formula (I). However, the optimum amount may be determined simply and routinely by a person skilled in the art.

Typically, the amount of compound of formula (I) or of pharmaceutically acceptable salt, ester or prodrug thereof in the pharmaceutical composition of 25 the present invention will be such that it ensures a level of administration of between 0.001 and 100 mg/kg/day. Preferably, the level of administration is between 0.05 and 50 mg/kg/day and even more preferably between 0.1 and 10 mg/kg/day.

The dosage forms of the pharmaceutical composition of the present 30 invention may be prepared according to techniques that are well known to pharmaceutical chemists, including mixing, granulation, compression, dissolution, sterilization and the like.

The activity of the compounds of the present invention on MCP-1 and CX3CR1 was demonstrated *in vitro* in human monocytes via techniques of

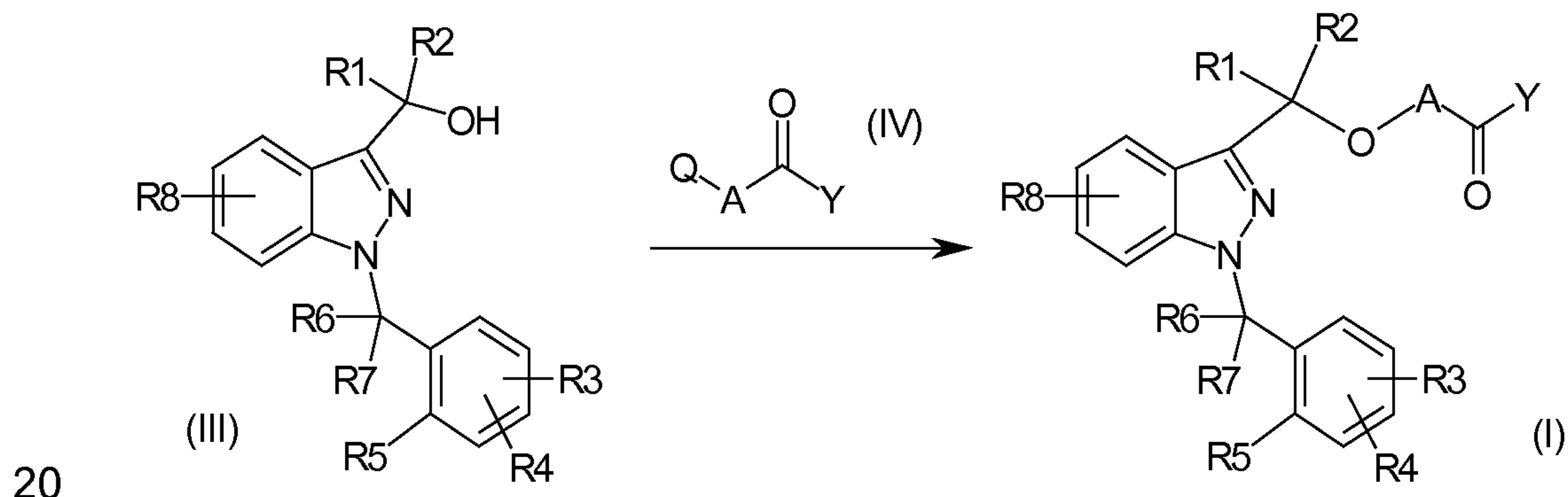
- 18 -

gene expression analysis with “real-time” RT-PCR and by protein production analysis via an immunoenzymatic test. As is known to those skilled in the art, the abovementioned experimental models are considered useful for checking the activity of the compounds with regard to the expression and production of MCP-1 and the expression of CX3CR1. Consequently, the abovementioned models may be considered as predictive of the activity in man for the treatment of pathologies characterized by the expression and production of MCP-1, by the expression of CX3CR1 and by inflammatory conditions with the presence of infiltrates rich in monocytes and macrophages.

The activity of the compounds of the present invention on p40 was demonstrated *in vitro* in human monocytes via gene expression analysis techniques via “real-time” RT-PCR. As is known to those skilled in the art, the abovementioned experimental model is useful for checking the activity of compounds with regard to the expression of p40 and may be considered as predictive of the activity in man for the treatment of pathologies characterized by the expression of p40.

The preparation of the compounds of general formula (I) may be performed according to one of the following procedures.

Method A:



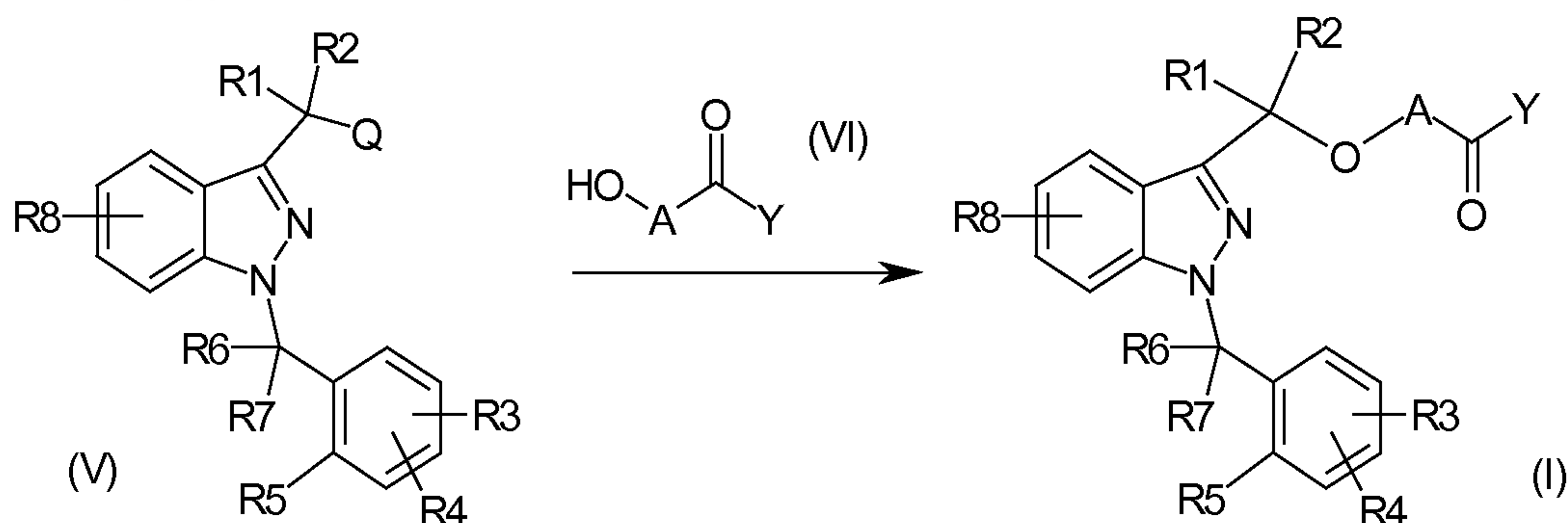
In method A, the compounds of general formula (III) are reacted with the compounds of formula (IV). The substituents R_1 to R_8 , A and Y have the meanings given previously for the compounds of formula (I) and Q indicates a leaving group chosen from the group comprising halogen, CH_3SO_3^- and $p\text{-CH}_3\text{PhSO}_3^-$.

Method A is performed according to conventional techniques. For

- 19 -

example, the alcohols of formula (III) are reacted, respectively, with the derivatives of formula (IV) in which Q is a leaving group preferably chosen from the group comprising a chlorine atom, a bromine atom and a methanesulfonyl group. The reaction is performed in the presence of a suitable base and in a suitable solvent. The bases that may preferably be used are NaH, butyllithium and lithium diisopropylamide, whereas the solvents that are suitable for this type of reaction are preferably polar aprotic solvents such as tetrahydrofuran, diethyl ether or 1,4-dioxane. The reaction temperature is preferably between room temperature and the reflux temperature of the solvent used. Reactions of this type may last from a few hours to a few days.

Method B:



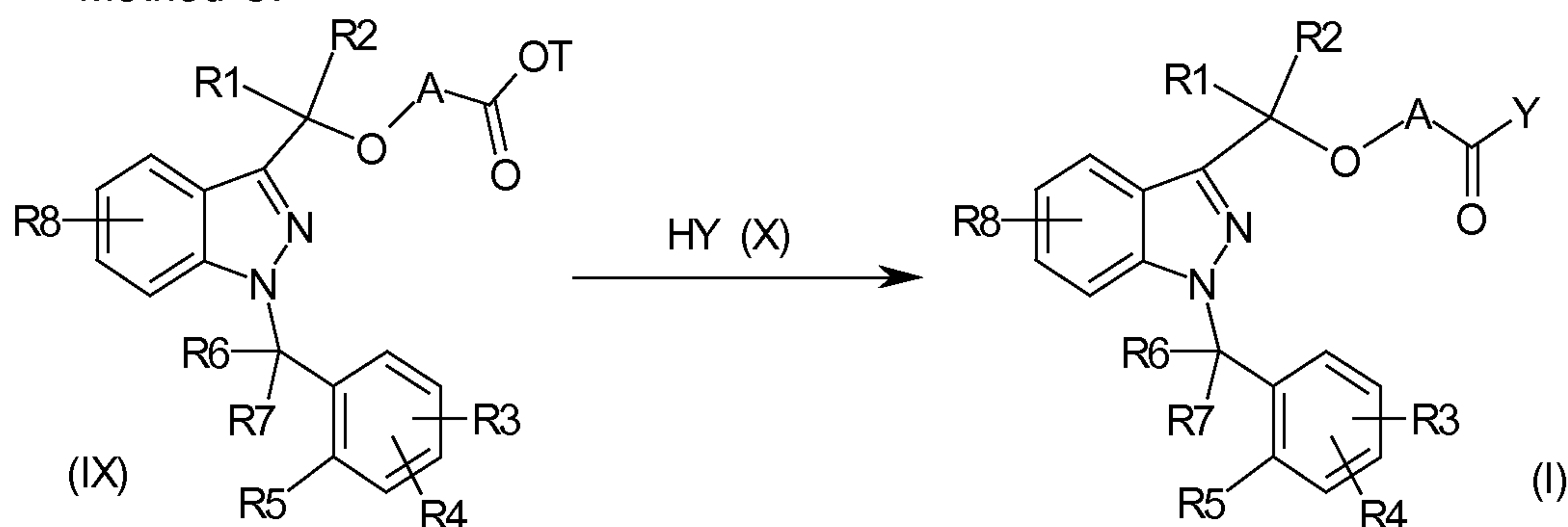
In method B, the compounds of general formula (V) are reacted with the compounds of formula (VI). The substituents R_1 to R_8 , A and Y have the meanings given previously for the compounds of formula (I) and Q indicates a leaving group chosen from the group comprising halogen, CH_3SO_3^- and $p\text{-CH}_3\text{PhSO}_3^-$.

Method B is performed according to conventional techniques. For example, the alcohols of formula (VI) are reacted, respectively, with the derivatives of formula (V) in which Q is a leaving group preferably chosen from the group comprising a chlorine atom, a bromine atom and a methanesulfonyl group. The reaction is performed in the presence of a suitable base and in a suitable solvent. The bases that may preferably be used are NaH, butyllithium and lithium diisopropylamide, whereas the solvents that are suitable for this type of reaction are preferably polar aprotic solvents such as tetrahydrofuran, diethyl ether or 1,4-dioxane. The reaction temperature is preferably between

- 20 -

room temperature and the reflux temperature of the solvent used. Reactions of this type may last from a few hours to a few days.

Method C:



5

In method C, the products of general formula (IX) are reacted with the products of general formula (X). The substituents R_1 to R_8 , A and Y have the meanings given previously for the compounds of formula (I) and T may be hydrogen or an alkyl group.

10 Method C is performed using conventional techniques.

When T is hydrogen, the method involves the use of a suitable agent for activating the carboxylic acid, such as thionyl chloride, and an aprotic solvent. Preferably, the solvents used are toluene, tetrahydrofuran and dichloromethane. The reaction may be performed in the presence of a base, which may be either organic, such as triethylamine or diisopropylethylamine, or mineral, such as sodium methoxide. Preferably, the reaction is performed at temperatures of between 0°C and the reflux temperature of the solvent used. The reaction time generally ranges from 1 to 24 hours.

15 When T is an alkyl group, the method involves the use of a suitable mineral base, such as sodium methoxide or NaOH and an excess of amine of general formula (X). The reaction may generally be performed using a suitable aprotic solvent, preferably toluene or dioxane or the same reactive amine (X) if its physical state makes this possible. The reaction is preferably performed at temperatures above room temperature, for times that range from a few hours to several days.

25 The examples that follow are intended to illustrate the present invention without, however, limiting it in any way.

- 22 -

41	“	“	“	“	p-OCH ₃	“	“	“	“	“
42	CH ₂ CH ₂ OC(CH ₃) ₂	“	“	“	H	“	“	“	“	“
43	CH ₂ CH ₂ CH ₂ OC(CH ₃) ₂	“	“	“	“	“	“	“	“	“
44	CH ₂ CH ₂ CH ₂ OCH ₂	“	“	“	“	“	“	“	“	“
45	“	NH ₂	“	“	“	“	“	“	“	“
46	CH ₂ CH ₂ OCH ₂	“	“	“	“	“	“	“	“	“
47	“	NHOH	“	“	“	“	“	“	“	“
48	“	NHNH ₂	“	“	“	“	“	“	“	“

The details of the preparation of most compounds of Table A are given hereinbelow. The remaining compounds were prepared with similar techniques using suitable starting products and reagents.

5

Preparation of compound 9

2-[(1-benzyl-1H-indazol-3-yl)methoxy]-2-methylpropanamide

9a) methyl 2-[(1-benzyl-1H-indazol-3-yl)methoxy]-2-methylpropanoate

A suspension of 2-[(1-benzyl-1H-indazol-3-yl)methoxy]-2-methylpropanoic acid (20 g; 0.062 mol) [prepared as described in patent application EP 382 276] in methanol (300 ml) was treated at 0°C with gaseous HCl for 4 hours. The mixture was then poured into water (500 ml) and the product was extracted with diethyl ether (3×250 ml). The combined organic phases were washed with 5% sodium bicarbonate solution (2×100 ml) and then with water (50 ml). The solvent was evaporated off under reduced pressure and the crude residue was purified by crystallization from hexane.

10

18.5 g of methyl 2-[(1-benzyl-1H-indazol-3-yl)methoxy]-2-methylpropanoate were obtained.

m.p. = 66°-67°C

¹H-NMR (CDCl₃, δ ppm): 1.56 (s, 6 H), 3.77 (s, 3 H), 4.87 (s, 2 H), 5.54 (s, 2 H), 7.0-7.4 (m, 8 H), 8.03 (d, J = 7.61 Hz, 1 H).

20

9b) 2-[(1-benzyl-1H-indazol-3-yl)methoxy]-2-methylpropanamide

A solution of methyl 2-[(1-benzyl-1H-indazol-3-yl)methoxy]-2-methylpropanoic acid (15 g; 0.044 mol) in methanol (250 ml) stirred at room temperature was treated with gaseous NH₃ for 48 hours. The solvent was then evaporated off under reduced pressure and the crude residue was purified by

25

- 23 -

crystallization from ethyl acetate.

7.3 g of 2-[(1-benzyl-1H-indazol-3-yl)methoxy]-2-methylpropanamide were obtained.

m.p. = 111°-112°C

5 ¹H-NMR (CDCl₃, δ ppm): 1.58 (s, 6 H), 4.88 (s, 2 H), 5.57 (s, 2 H), 5.64 (bs, 1 H), 6.94 (bs, 1 H), 7.08-7.43 (m, 8 H), 7.77 (d, J = 8.04 Hz, 1 H).

Preparation of compound 10

2-[(1-benzyl-1H-indazol-3-yl)methoxy]-N-hydroxy-2-methylpropanamide
10a) methyl 2-[(1-benzyl-1H-indazol-3-yl)methoxy]-2-methylpropanoate

10 A suspension of 2-[(1-benzyl-1H-indazol-3-yl)methoxy]-2-methylpropanoic acid (20 g; 0.062 mol) in methanol (300 ml) was treated at 0°C with gaseous HCl for 4 hours. The mixture was then poured into water (500 ml) and the product was extracted with diethyl ether (3×250 ml). The combined organic phases were washed with 5% sodium bicarbonate solution (2×100 ml) and
15 then with water (50 ml). The solvent was evaporated off under reduced pressure and the crude residue was purified by crystallization from hexane.

18.5 g of methyl 2-[(1-benzyl-1H-indazol-3-yl)methoxy]-2-methylpropanoic acid were thus obtained.

m.p. = 66°-67°C

20 ¹H-NMR (CDCl₃, δ ppm): 1.56 (s, 6 H), 3.77 (s, 3 H), 4.87 (s, 2 H), 5.54 (s, 2 H), 7.0-7.4 (m, 8 H), 8.03 (d, J = 7.61 Hz, 1 H).

10b) 2-[(1-benzyl-1H-indazol-3-yl)methoxy]-N-hydroxy-2-methylpropanamide

25 A solution of KOH (9.7 g, 0.173 mol) in methanol (25 ml) was added at room temperature to a solution of hydroxylamine hydrochloride (8.0 g, 0.115 mol) in methanol (45 ml). The resulting mixture was stirred at 0°C for 30 minutes and then filtered, and the solution was added to a solution of methyl 2-[(1-benzyl-1H-indazol-3-yl)methoxy]-2-methylpropanoic acid (19 g, 0.057 mol) in methanol (30 ml) and CHCl₃ (15 ml). The mixture was stirred at
30 room temperature for 72 hours. The reaction was stopped by concentrating the solvent under reduced pressure and washing the residue taken up in water (100 ml) with diethyl ether (3×50 ml). The aqueous phase was acidified with 2N HCl and the product was extracted with diethyl ether (3×100 ml). The organic phase was then concentrated under reduced pressure and the

- 24 -

resulting crude residue was purified by double crystallization from a 1/1 hexane/ethyl acetate mixture.

6 g of 2-[(1-benzyl-1H-indazol-3-yl)methoxy]-N-hydroxy-2-methylpropanamide were obtained.

5 m.p. = 115°-116°C

¹H-NMR (CDCl₃, δ ppm): 1.58 (s, 6 H), 4.87 (s, 2 H), 5.57 (s, 2 H), 7.12-7.41 (m, 8 H), 8.10 (bs, 1 H), 7.72 (d, J = 8.09 Hz, 1 H), 10.05 (bs, 1 H).

Preparation of compound 11

2-[(1-benzyl-1H-indazol-3-yl)methoxy]-2-methylpropanohydrazide

10 To a solution of 1M hydrazine hydrate (100 ml, 0.100 mol) stirred at 80°C was added portionwise methyl 2-[(1-benzyl-1H-indazol-3-yl)methoxy]-2-methylpropanoate (20 g, 0.060 mol). Once the addition was complete, the mixture was stirred for 30 minutes at the same temperature and then heated at 120°C for 2 hours. The reaction was stopped by diluting the mixture with water
15 (600 ml) and extracting the product with diethyl ether (4×200 ml). The combined organic phases were then extracted with 2N HCl (4×200 ml). The acidic phase was then brought to basic pH with 10N NaOH and again extracted with diethyl ether (4×200 ml). The combined organic phases were concentrated under reduced pressure and the crude residue was purified by
20 crystallization from a 1/1 hexane/ethyl acetate mixture.

16 g of 2-[(1-benzyl-1H-indazol-3-yl)methoxy]-2-methylpropanohydrazide were obtained.

m.p. = 92°-93°C

25 ¹H-NMR (DMSO-d₆, δ ppm): 1.41 (s, 6 H), 4.30 (s, 2 H), 4.73 (s, 2 H), 5.62 (s, 2 H), 7.15 (ddd, J = 8.00; 6.98; 0.80 Hz, 1 H), 7.20-7.34 (m, 5 H), 7.38 (ddd, J = 8.37; 6.98; 1.17 Hz, 1 H), 7.66 (d, J = 8.48 Hz, 1 H), 7.90 (dt, J = 8.11; 0.91 Hz, 1 H), 8.84 (s, 1 H).

Preparation of compound 12

2-{2-[(1-benzyl-1H-indazol-3-yl)methoxy]-2-methylpropanoyl}hydrazine-carboxamide

30

To a solution of 2-[(1-benzyl-1H-indazol-3-yl)methoxy]-2-methylpropanohydrazide (7.0 g, 0.021 mol) in water (100 ml) and 3N HCl (15 ml) stirred at room temperature was slowly added a solution of KOCN (1.8 g, 0.022 mol) in water (30 ml). The mixture was stirred at this same temperature for 30 minutes

- 25 -

and the reaction was then stopped by filtering off the solid thus formed. The isolated solid was crystallized from 95° ethanol.

6.0 g of 2-{2-[(1-benzyl-1H-indazol-3-yl)methoxy]-2-methylpropanoyl}-hydrazinecarboxamide were obtained.

5 m.p. = 174°-175°C

¹H-NMR (DMSO-d₆, δ ppm): 1.43 (s, 6 H), 4.80 (s, 2 H), 5.62 (s, 2 H), 5.90 (s, 2 H), 7.14 (t, J = 7.45 Hz, 1 H), 7.20-7.43 (m, 6 H), 7.66 (d, J = 8.48 Hz, 1 H), 7.77 (s, 1 H), 7.96 (d, J = 8.04 Hz, 1 H), 9.37 (s, 1 H).

Preparation of compound 13

10 2-[(1-benzyl-1H-indazol-3-yl)methoxy]-N-[2-(dimethylamino)ethyl]-2-methylpropanamide hydrochloride

To a solution of 2-[(1-benzyl-1H-indazol-3-yl)methoxy]-2-methylpropanoic acid, prepared as described in EP 382 276 (19.5 g, 0.060 mol), in toluene (150 ml) stirred at room temperature was added triethylamine (8.4 ml, 15 0.060 mol). The mixture was then cooled to 0°C and a solution of ethyl chloroformate (7.0 ml, 0.073 mol) in toluene (30 ml) was added. Once the addition was complete, the mixture was stirred at this same temperature for 30 minutes, and N,N-dimethylethane-1,2-diamine (7.0 ml, 0.064 mol) dissolved in toluene (30 ml) was then added. Once the addition was complete, the mixture 20 was stirred at room temperature for 24 hours. The mixture was then diluted with diethyl ether (500 ml) and extracted with 1N HCl (4×150 ml). The combined acidic aqueous phases were washed with diethyl ether (3×50 ml) and then brought to basic pH with 10N NaOH and extracted again with diethyl ether (4×150 ml). The organic phase was then washed with water (2×50 ml) 25 and with saturated NaCl solution (2×50 ml). The solution was dried with anhydrous Na₂SO₄ and the solvent was then evaporated off under reduced pressure.

The residue obtained was dissolved in ethyl acetate (150 ml) and treated at room temperature with a solution of HCl in ethanol (about 5N). The solid 30 thus formed was filtered off and purified by crystallization from a 9/1 ethyl acetate/ethanol mixture.

12.1 g of 2-[(1-benzyl-1H-indazol-3-yl)methoxy]-N-[2-(dimethylamino)-ethyl]-2-methylpropanamide hydrochloride were obtained.

m.p. = 136°-137°C

- 26 -

¹H-NMR (CDCl₃, δ ppm): 1.54 (s, 6 H), 2.75 (d, J = 4.76 Hz, 6 H), 3.01-3.13 (m, 2 H), 3.69 (q, J = 6.46 Hz, 2 H), 4.87 (s, 2 H), 5.61 (s, 2 H), 7.13-7.41 (m, 8 H), 7.69 (t, J = 5.85 Hz, 1 H), 7.80 (d, J = 8.05 Hz, 1 H), 12.68 (bs, 1 H).

Preparation of compound 14

5 2-[(1-benzyl-1H-indazol-3-yl)methoxy]-2-methyl-N-pyrid-2-ylpropanamide
8 g (0.024 mol) of 2-[(1-benzyl-1H-indazol-3-yl)methoxy]-2-methyl-
propanoic acid were treated at room temperature with 30% sodium methoxide
(4.33 ml, 0.024 mol) for 5 minutes. The solvent was then evaporated off under
reduced pressure and the residue obtained was suspended in toluene
10 (160 ml), followed by addition thereto, at room temperature, of 2-aminopyridine
(6.8 g, 0.072 mol). To the mixture, stirred at room temperature, was slowly
added a solution of thionyl chloride (2.1 ml, 0.029 mol) in toluene (40 ml).
Once the addition was complete, the mixture was stirred for 24 hours. The
solid produced was then filtered off and the solvent was evaporated off under
15 reduced pressure. The crude residue obtained was purified by crystallization
from isopropanol.

3 g of 2-[(1-benzyl-1H-indazol-3-yl)methoxy]-2-methyl-N-pyrid-2-
ylpropanamide were obtained.

m.p. = 121°-122°C

20 ¹H-NMR (CDCl₃, δ ppm): 1.65 (s, 6 H), 4.97 (s, 2 H), 5.60 (s, 2 H), 6.98-
7.04 (m, 1 H), 7.15 (ddd, J = 8.04; 5.77; 2.12 Hz, 1 H), 7.20-7.37 (m, 7 H),
7.64-7.73 (m, 1 H), 7.84 (d, J = 8.18 Hz, 1 H), 8.22-8.27 (m, 2 H), 9.32 (bs,
1 H).

Preparation of compound 15

25 1-benzyl-3-[[1,1-dimethyl-2-(4-methylpiperazin-1-yl)-2-oxoethoxy]methyl]-1H-
indazole

50 ml of 1-methylpiperazine (0.452 mol) were treated at room temperature
with a methanolic solution of 30% sodium methoxide (9 ml, 0.045 mol) in
methanol (5 ml). To the solution, stirred at room temperature, was added
30 methyl 2-[(1-benzyl-1H-indazol-3-yl)methoxy]-2-methylpropanoic acid (15 g,
0.045 mol). The mixture was stirred at reflux for 18 hours. The reaction was
stopped by pouring the mixture into water (500 ml) and extracting the product
with diethyl ether (3×150 ml). The combined organic phases were extracted
with 3N HCl (3×100 ml). The acidic phase was then brought to basic pH with

- 27 -

10N NaOH and extracted with diethyl ether (3×150 ml). The combined organic phases were concentrated under reduced pressure. The residue obtained was purified by crystallization from a 1/3 hexane/ethyl acetate mixture.

5 6 g of 1-benzyl-3-[[1,1-dimethyl-2-(4-methylpiperazin-1-yl)-2-oxoethoxy]methyl]-1H-indazole were thus obtained.

m.p. = 97°-98°C

¹H-NMR (CDCl₃, δ ppm): 1.60 (s, 6 H), 2.21 (s, 3 H), 2.24-2.47 (m, 4 H), 3.47-4.16 (m, 4 H), 4.82 (s, 2 H), 5.56 (s, 2 H), 7.09-7.38 (m, 8 H), 7.76 (d, J = 8.18 Hz, 1 H).

10 Preparation of compound 26

N-{2-[(1-benzyl-1H-indazol-3-yl)methoxy]-2-methylpropanoyl}glycine

4.17 g of glycine ethyl ester (0.040 mol) were treated at room temperature with a solution of 30% sodium methoxide in methanol (0.46 ml) and the solvent was then evaporated off under reduced pressure. The residue
15 obtained was added to a solution of 2-[(1-benzyl-1H-indazol-3-yl)methoxy]-2-methylpropanoic acid (10 g, 0.04 mol) in dichloromethane (DCM) (100 ml) while stirring at room temperature. The mixture was then cooled to 0°C, and a solution of N,N'-dicyclohexylcarbodiimide (6.73 g, 0.033 mol) in DCM (25 ml) was added thereto. The mixture was stirred at room temperature for 24 hours.

20 The reaction was stopped by filtering off the solid thus formed and concentrating the solvent under reduced pressure. The crude residue was purified via flash chromatography on silica gel, using a 1/1 hexane/ethyl acetate mixture as eluent.

25 The product obtained was suspended in water (100 ml) and NaOH (1.28 g, 0.032 mol) was added thereto. The mixture was stirred at 50°C for 16 hours, and then cooled and acidified with concentrated HCl. The solid thus obtained was purified by crystallization from ethanol.

5.2 g of N-{2-[(1-benzyl-1H-indazol-3-yl)methoxy]-2-methylpropanoyl}-glycine were obtained.

30 m.p. = 157°-158°C

¹H-NMR (CDCl₃, δ ppm): 1.55 (s, 6 H), 3.95 (d, J = 5.74 Hz, 2 H), 4.89 (s, 2 H), 5.52 (s, 2 H), 7.0-7.4 (m, 8 H), 7.6 (bt, 1 H), 7.77 (d, J = 7.82 Hz, 1 H), 10.38 (bs, 1 H).

Preparation of compound 27

- 28 -

2-[(1-benzyl-1H-indazol-3-yl)methoxy]-2-methyl-N'-phenylpropanohydrazide

24 g of 2-[(1-benzyl-1H-indazol-3-yl)methoxy]-2-methylpropanoic acid (0.074 mol) were treated at room temperature with a solution of 30% sodium methoxide in methanol (13 ml, 0.074 mol) for 10 minutes, the solvent was then
5 evaporated off under reduced pressure and the residue was suspended in toluene (240 ml), and phenylhydrazine (29.1 ml, 0.296 mol) was added thereto. To the mixture, kept stirring at this same temperature, was slowly added a solution of thionyl chloride (6.3 ml, 0.088 mol) in toluene (50 ml). Once the addition was complete, the mixture was stirred for 24 hours.

10 The solid formed was then filtered off and the solvent was evaporated off under reduced pressure. The crude residue was washed with hexane (3×100 ml) and with a 10/1 hexane/ethyl acetate mixture (30 ml).

The crude residue obtained was purified by successive crystallizations from isopropanol.

15 11 g of 2-[(1-benzyl-1H-indazol-3-yl)methoxy]-2-methyl-N'-phenylpropanohydrazide were obtained.

m.p. = 124°-125°C

¹H-NMR (CDCl₃, δ ppm): 1.61 (s, 2 H), 4.94 (s, 2 H), 5.53 (s, 2 H), 6.10 (bd, J = 4.70 Hz, 1 H), 6.7-7.0 (m, 3 H), 7.1-7.4 (m, 13 H), 7.78 (dt, J₁, J₂ =
20 7.78; 1.19 Hz, 1 H), 8.99 (bd, J = 4.70 Hz, 1 H).

Preparation of compound 28

1-benzyl-3-[(1,1-dimethyl-2-morpholin-4-yl-2-oxoethoxy)methyl]-1H-indazole
72 g (0.222 mol) of 2-[(1-benzyl-1H-indazol-3-yl)methoxy]-2-methylpropanoic acid were treated at room temperature with a methanolic
25 solution of 30% sodium methoxide (39 ml; 0.222 mol) for 10 minutes, the solvent was then evaporated off under reduced pressure and the residue obtained was suspended in anhydrous toluene (750 ml). To the suspension, stirred at room temperature, was added morpholine (77.6 ml; 0.888 mol) followed by slow addition of a solution of thionyl chloride (19.3 ml; 0.266 mol)
30 in toluene (150 ml). The mixture was stirred for 24 hours and the reaction was then stopped by filtering off the solid thus formed. The solution was concentrated under reduced pressure and the crude residue obtained was purified by crystallization from isopropanol.

14 g of 1-benzyl-3-[(1,1-dimethyl-2-morpholin-4-yl-2-oxoethoxy)methyl]-

- 29 -

1H-indazole were thus obtained.

m.p. = 135°-137°C

¹H-NMR (DMSO-d₆, δ ppm): 1.47 (s, 6 H), 3.1-4.0 (2bs, 8 H), 4.73 (s, 2 H), 5.83 (s, 2 H), 7.0-7.9 (m, 9 H).

5

Preparation of compound 29

2-[(1-benzyl-5-methoxy-1H-indazol-3-yl)methoxy]-2-methylpropanamide

29a) benzyl 1-benzyl-5-methoxy-1H-indazole-3-carboxylate

A suspension of 5-methoxy-1H-indazole-3-carboxylic acid (21.5 g; 0.11 mol) and 60% NaH (10.5 g; 0.44 mol) in N,N-dimethylformamide (DMF) (200 ml) was stirred at 70°C for 1 hour. Benzyl chloride (32.9 g; 0.26 mol) was then added slowly to the suspension and the mixture was stirred at 70°C for 4 hours. The reaction was stopped by cooling the mixture to room temperature and pouring the mixture into water and ice. The product was extracted with ethyl acetate (3×250 ml). The combined organic phases were concentrated under reduced pressure. The crude residue thus obtained was purified by successive crystallizations from 95° ethanol, to give 18 g of benzyl 1-benzyl-5-methoxy-1H-indazole-3-carboxylate with a melting point of 107-109°C.

10

15

¹H-NMR (CDCl₃, δ ppm): 3.78 (s, 3 H), 5.51 (s, 2 H), 6.9-7.6 (m, 13 H).

29b) (1-benzyl-5-methoxy-1H-indazol-3-yl)methanol

20

25

To a solution of benzyl 1-benzyl-5-methoxy-1H-indazole-3-carboxylate (17.7 g; 0.05 mol), diethyl ether (100 ml) and tetrahydrofuran (THF) (170 ml) stirred at room temperature was slowly added LiAlH₄ (3.8 g; 0.1 mol). Once the addition was complete, the suspension was stirred at reflux for 24 hours. The reaction was stopped by destroying the excess LiAlH₄ via addition of water (40 ml) and 5N NaOH (10 ml). The organic phase was separated out and the solvent was evaporated off under reduced pressure. The crude residue obtained was purified by crystallization from 95° ethanol to give 14 g of (1-benzyl-5-methoxy-1H-indazol-3-yl)methanol with a melting point of 97-98°C.

25

30

¹H-NMR (CDCl₃, δ ppm): 3.3 (bs, 1 H), 3.80 (s, 3 H), 4.92 (s, 2 H), 5.47 (s, 2 H), 6.9-7.5 (m, 8 H).

30

- 30 -

29c) 1-benzyl-3-(chloromethyl)-5-methoxy-1H-indazole

To a solution of (1-benzyl-5-methoxy-1H-indazol-3-yl)methanol (18 g; 0.07 mol) in chloroform (200 ml) stirred at room temperature was slowly added thionyl chloride (15.8 g; 0.13 mol). Once the addition was complete, the solution was refluxed for 24 hours. The reaction was then stopped by cooling the mixture to room temperature and evaporating off the solvent under reduced pressure. The residue was then taken up several times in toluene and concentrated under reduced pressure. The crude residue obtained was purified by crystallization from hexane to give 9.5 g of 1-benzyl-3-(chloromethyl)-5-methoxy-1H-indazole with a melting point of 78-80°C.

¹H-NMR (CDCl₃, δ ppm): 3.85 (s, 3 H), 4.97 (s, 2 H), 5.51 (s, 2 H), 6.9-7.4 (m, 8 H).

29d) 2-[(1-benzyl-5-methoxy-1H-indazol-3-yl)methoxy]-2-methylpropanoic acid

To a solution containing 1-benzyl-3-(chloromethyl)-5-methoxy-1H-indazole (2.95 g; 0.01 mol) and ethyl 3-hydroxy-3-methylbutanoate (1.98 g; 0.015 mol) in DMF (30 ml) stirred at room temperature was slowly added 60% NaH (0.36 g; 0.015 mol). The mixture was then heated at 40°C for 24 hours. The reaction was stopped by cooling the suspension to room temperature and adding water (200 ml). The solvent was evaporated off under reduced pressure and the residue was treated at reflux with NaOH (0.84 g; 0.021 mol) in water (6 ml) and 95° ethanol (6 ml) for 6 hours. The mixture was then cooled to room temperature and diluted with water (50 ml). The alkaline phase was washed with diethyl ether (2×20 ml) and then acidified with concentrated HCl and extracted with diethyl ether (3×30 ml).

The combined organic phases were concentrated under reduced pressure and the crude residue obtained was purified by crystallization from 10/1 hexane/ethyl acetate mixture to give 0.8 g of 2-[(1-benzyl-5-methoxy-1H-indazol-3-yl)methoxy]-2-methylpropanoic acid with a melting point of 128-130°C.

¹H-NMR (DMSO-d₆, δ ppm): 1.44 (s, 6 H), 3.77 (s, 3 H), 4.69 (s, 2 H), 5.55 (s, 2 H), 7.02 (dd, J = 9.15; 2.38 Hz, 1 H), 7.17-7.33 (m, 5 H), 7.41 (d, J = 2.38 Hz, 1 H), 7.55 (d, J = 9.15 Hz, 1 H), 12.79 (s, 1 H).

- 31 -

29e) 2-[(1-benzyl-5-methoxy-1H-indazol-3-yl)methoxy]-2-methylpropanamide

The product was prepared via the procedures described in the preparation of compound 9, using 2-[(1-benzyl-5-methoxy-1H-indazol-3-yl)methoxy]-2-methylpropanoic acid as starting reagent.

Preparation of compound 30

2-[[1-(4-chlorobenzyl)-1H-indazol-3-yl]methoxy]-2-methylpropanamide

30a) [1-(4-chlorobenzyl)-1H-indazol-3-yl]methanol

To a suspension of 60% NaH (2.7 g; 0.07 mol) in toluene (200 ml) was added 1-benzyl-3-hydroxymethylindazole (10 g; 0.07 mol). The mixture was brought to the boiling point and left stirring at reflux for 1 hour. 4-chlorobenzyl chloride (14.4 g; 0.09 mol) was then added. The mixture was then stirred at reflux for 4 hours. The reaction was stopped by cooling the mixture to room temperature and adding water (50 ml). The organic phase was separated out and washed, respectively, with 2N HCl (50 ml) and water (5×50 ml). The solvent was evaporated off under reduced pressure. The crude residue thus obtained was purified by flash chromatography on silica gel, using as eluent a 3/1 hexane/ethyl acetate mixture. The product obtained was crystallized from a 5/1 hexane/ethyl acetate mixture to give 4.4 g of [1-(4-chlorobenzyl)-1H-indazol-3-yl]methanol.

m.p. = 102°-104°C

¹H-NMR (CDCl₃, δ ppm): 3.5 (bs, 1 H), 5.01 (s, 2 H), 5.37 (s, 2 H), 6.8-7.5 (m, 7 H), 7.81 (d, J = 7.82 Hz, 1 H).

30b) 2-[[1-(4-chlorobenzyl)-1H-indazol-3-yl]methoxy]-2-methylpropanoic acid

To a suspension of NaOH (15.6 g; 0.39 mol) in acetone (50 ml) was added [1-(4-chlorobenzyl)-1H-indazol-3-yl]methanol (9.1 g; 0.03 mol). To the mixture was slowly added a solution of chloroform (7.2 ml; 0.09 mol) and acetone (7.2 ml; 0.1 mol). The addition caused refluxing of the mixture of solvents. Once the addition was complete, the mixture was refluxed for 1 hour. The reaction was stopped by cooling the mixture to room temperature and evaporating off the solvent under reduced pressure. The resulting crude residue was taken up in toluene (100 ml) and water (50 ml). The aqueous phase was separated from the organic phase and then washed with toluene (2×50 ml). The combined organic phases were extracted with water (3×50 ml). The combined aqueous phases were washed with

- 32 -

hexane (2×30 ml) and then acidified with 2N HCl and stirred at room temperature. The solid thus obtained was filtered off and crystallized first from a 5/1 water/acetic acid mixture, and then from toluene, to give 4.0 g of 2-[[1-(4-chlorobenzyl)-1H-indazol-3-yl]methoxy]-2-methylpropanoic acid.

5 m.p. = 186°-188°C.

¹H-NMR (CDCl₃, δ ppm): 1.61 (s, 6 H), 4.91 (s, 2 H), 5.54 (s, 2 H), 7.0-7.5 (m, 7 H), 8.07 (s, 1 H), 10.3 (bs, 1 H).

30c) 2-[[1-(4-chlorobenzyl)-1H-indazol-3-yl]methoxy]-2-methylpropanamide

10 The product was prepared via the procedures described in the preparation of compound 9, using 2-[[1-(4-chlorobenzyl)-1H-indazol-3-yl]methoxy]-2-methylpropanoic acid as starting reagent.

Preparation of compound 31

2-[[1-(3,4-dichlorobenzyl)-1H-indazol-3-yl]methoxy]-2-methylpropanamide

15 31a) [1-(3,4-dichlorobenzyl)-1H-indazol-3-yl]methanol

The product was obtained via the method described in Example 30a), using 3,4-dichlorobenzyl chloride as reagent. The product obtained was purified by crystallization from a 1/1 hexane/ethyl acetate mixture.

m.p. = 118°-120°C

20 ¹H-NMR (CDCl₃, δ ppm): 3.1-3.3 (m, 1 H), 4.9-5.2 (m, 2 H), 5.38 (s, 2 H), 6.89 (dd, J₁, J₂ = 8.27; 2.05 Hz, 1 H), 7.1-7.5 (m, 5 H), 7.82 (dt, J₁, J₂ = 8.01; 0.93, 1 H).

31b) 2-[[1-(3,4-dichlorobenzyl)-1H-indazol-3-yl]methoxy]-2-methylpropanoic acid

25 The product was obtained via the method described in Example 30b), using [1-(3,4-dichlorobenzyl)-1H-indazol-3-yl]methanol as starting reagent. The product obtained was purified by crystallization from toluene.

m.p. = 174°-176°C

30 ¹H-NMR (DMSO-d₆, δ ppm): 1.44 (s, 6 H), 4.76 (s, 2 H), 5.64 (s, 2 H), 7.12-7.22 (m, 2 H), 7.41 (t, J = 7.68 Hz, 1 H), 7.54 (d, J = 2.01 Hz, 1 H), 7.58 (d, J = 8.42 Hz, 1 H), 7.72 (d, J = 8.42 Hz, 1 H), 7.95 (d, J = 8.05 Hz, 1 H), 12.81 (bs, 1 H).

31c) 2-[[1-(3,4-dichlorobenzyl)-1H-indazol-3-yl]methoxy]-2-methylpropanamide

- 33 -

The product was prepared via the procedures described in the preparation of compound 9, using 2-[[1-(3,4-dichlorobenzyl)-1H-indazol-3-yl]methoxy]-2-methylpropanoic acid as starting reagent.

Preparation of compound 34

5 2-[(1-benzoyl-1H-indazol-3-yl)methoxy]-N-hydroxy-2-methylpropanamide
34a) (1-tritylindazol-3-yl)methanol

To a solution containing isobutyl 1H-indazole-3-carboxylate (280 g; 1.28 mol) in chloroform (2 L) stirred at room temperature were added triethylamine (300 ml; 2.16 mol) and triphenylchloromethane (400 g; 1.4 mol).
10 The solution was stirred at room temperature for 4 days, and water (500 ml) was then added. The organic phase was separated out and concentrated under reduced pressure. The crude residue obtained was used without further purification in the following step.

To a solution of the crude isobutyl 1-tritylindazole-3-carboxylate (180 g; 0.39 mol) in THF (1 L) stirred at room temperature was added slowly a
15 suspension of LiAlH₄ (18 g; 0.48 mol) in THF (100 ml). Once the addition was complete, the mixture was stirred at room temperature for 30 minutes, and the reaction was then stopped by cooling the mixture to 0°C and successively adding water (40 ml), 2N NaOH (40 ml) and water (60 ml). The solid thus
20 formed was filtered off and the solution was concentrated under reduced pressure. The crude residue obtained was purified by crystallization from a 1/1 hexane/ethyl acetate mixture. 120 g of (1-tritylindazol-3-yl)methanol were obtained.

m.p. = 192°-193°C

25 ¹H-NMR (CDCl₃; δ ppm): 2.51 (t, J = 6.98 Hz, 1 H), 4.90 (d, J = 6.98 Hz, 2 H), 6.2-6.5 (m, 1 H), 6.9-7.4 (m, 17 H), 7.6-7.8 (m, 1 H).

34b) 2-(1-tritylindazol-3-ylmethoxy)-2-methylpropanoic acid

To a suspension of (1-tritylindazol-3-yl)methanol (78 g; 0.20 mol), acetone (260 ml) and water (0.5 ml) stirred at room temperature were added NaOH (76
30 g; 1.9 mol) and, slowly, a 1/1 chloroform/acetone mixture (100 ml). The reaction is exothermic and the rate of addition was adjusted so as to keep the reaction temperature close to the boiling point. 30 minutes after the end of addition, the reaction was stopped by cooling the mixture to room temperature and evaporating off the solvent under reduced pressure. The residue was

- 34 -

taken up in water (500 ml) and washed with diethyl ether (3×100 ml). The aqueous phase was then acidified with concentrated HCl and the product was extracted with toluene (3×250 ml). The combined organic phases were concentrated under reduced pressure and the crude residue obtained was purified by crystallization from a 3/7 hexane/ethyl acetate mixture to give 22 g of 2-(1-tritylindazol-3-ylmethoxy)-2-methylpropanoic acid.

m.p. = 179°-180°C.

¹H-NMR (CDCl₃, δ ppm): 1.53 (s, 6 H), 4.88 (s, 2 H), 6.3-6.5 (m, 1 H), 6.9-7.5 (m, 17 H), 7.8-8.0 (m, 1 H), 9.3 (bs, 1 H).

10 34c) 2-(1H-indazol-3-ylmethoxy)-2-methylpropanoic acid

To a solution of 2-(1-tritylindazol-3-ylmethoxy)-2-methylpropanoic acid (83 g; 0.174 mol) in dichloromethane (DCM) (900 ml) stirred at room temperature was added para-toluenesulfonic acid (PTSA) (50 g; 0.29 mol). The mixture was stirred for 30 minutes at room temperature and then poured into 5N NaOH (400 ml). The organic phase was separated out and washed with water (300 ml). The combined aqueous phases were acidified with concentrated HCl and then extracted with ethyl acetate (5×300 ml). The combined organic phases were evaporated under reduced pressure and the resulting crude residue was purified by crystallization from a 1/1 hexane/ethyl acetate mixture.

20 42 g of 2-(1H-indazol-3-ylmethoxy)-2-methylpropanoic acid were obtained.

m.p. = 135°-137°C.

¹H-NMR (DMSO-d₆, δ ppm): 1.46 (s, 6 H), 4.77 (s, 2 H), 7.0-7.6 (m, 3 H), 7.94 (d, J = 7.88 Hz, 1 H).

25 34d) 2-[(1-benzoyl-1H-indazol-3-yl)methoxy]-2-methylpropanoic acid

To a solution of 2-(1H-indazol-3-ylmethoxy)-2-methylpropanoic acid (6 g; 0.026 mol) in acetone (50 ml) stirred at room temperature was added K₂CO₃ (6.8 g; 0.049 mol) and then, slowly, a solution of benzoyl chloride (5 ml; 0.043 mol) in acetone (30 ml). The mixture was stirred at room temperature for 24 hours and then poured into water (1 L). The solution was then brought to basic pH with 5N NaOH and washed with diethyl ether (3×150 ml). The alkaline phase was then acidified with concentrated HCl and extracted with diethyl ether (3×300 ml). The combined organic phases were concentrated under reduced pressure and the crude residue obtained was purified by crystallization from a 1/1 hexane/ethyl acetate mixture. 2 g of 2-[(1-benzoyl-

- 35 -

1H-indazol-3-yl)methoxy]-2-methylpropanoic acid were obtained.

m.p. = 132°-135°C.

¹H-NMR (CDCl₃, δ ppm): 1.61 (s, 6 H), 4.93 (s, 2 H), 7.41 (t, J = 7.60 Hz, 1 H), 7.46-7.66 (m, 4 H), 8.02-8.09 (m, 3 H), 8.68 (bs, 1 H), 8.53 (d, J =
5 8.42 Hz, 1 H).

34e) 2-[(1-benzoyl-1H-indazol-3-yl)methoxy]-N-hydroxy-2-methylpropanamide

The product was prepared via the procedures described in the preparation of compound 10, using 2-[(1-benzoyl-1H-indazol-3-yl)methoxy]-2-
10 methylpropanoic acid as starting reagent.

0.34 g of 2-[(1-benzoyl-1H-indazol-3-yl)methoxy]-N-hydroxy-2-methylpropanamide were thus obtained.

Preparation of compound 35

2-[[1-(1,2,3,4-tetrahydronaphth-1-yl)-1H-indazol-3-yl]methoxy]-N-hydroxy-2-
15 methylpropanamide

35a) 2-methyl-2-[[1-(1,2,3,4-tetrahydronaphth-1-yl)-1H-indazol-3-yl]methoxy]-propanoic acid

To a solution of 2-methyl-2-[(1H-indazol-3-yl)methoxy]propanoic acid (26 g; 0.093 mol) in DMF (200 ml) was added 60% NaH (10 g; 0.25 mol) and the
20 mixture was stirred for 10 minutes at 60°C. 1-chloro-1,2,3,4-tetrahydronaphthalene (0.217 mol) was then added to the mixture and the whole was stirred at 60°C for 18 hours. The reaction was stopped by pouring the mixture into water (1 L), followed by acidifying with 5 N HCl and extracting the product with diethyl ether (3×250 ml). The residue obtained was dissolved
25 in 95° ethanol (100 ml) and treated at reflux with 1N NaOH (200 ml) for 2 hours. The solution was then cooled to room temperature and washed with diethyl ether (3×200 ml). The alkaline phase was then acidified with concentrated HCl and extracted with ethyl acetate (3×300 ml). The combined organic phases were concentrated under reduced pressure and the crude
30 residue obtained was purified by crystallization from ethyl acetate.
31 g of 2-methyl-2-[[1-(1,2,3,4-tetrahydronaphth-1-yl)-1H-indazol-3-yl]methoxy]-propanoic acid were thus obtained.

m.p. = 132°-134°C

¹H-NMR (CDCl₃, δ ppm): 1.60 (d, J = 2.15 Hz, 6 H), 1.84-2.02 (m, 1 H),

- 37 -

purified by crystallization from isopropanol. 4.5 g of {[1-(4-methoxybenzyl)-1H-indazol-3-yl]methoxy}acetic acid were thus obtained.

36c) {[1-(4-methoxybenzyl)-1H-indazol-3-yl]methoxy}-N-hydroxyacetamide

The product was obtained with the method described for the preparation of
5 compound 10, using {[1-(4-methoxybenzyl)-1H-indazol-3-yl]methoxy}acetic acid as starting material.

Preparation of compound 39

{2-[(1-benzyl-1H-indazol-3-yl)methoxy]-2-methylpropoxy}acetamide

39a) 2-[(1-benzyl-1H-indazol-3-yl)methoxy]-2-methylpropan-1-ol

10 To a suspension of LiAlH₄ (4.48 g; 0.118 mol) in diethyl ether (100 ml) stirred at room temperature was slowly added a solution of methyl 2-[(1-benzyl-1H-indazol-3-yl)methoxy]-2-methylpropanoate, prepared according to the method described in EP 0 382 276, (20 g; 0.06 mol) in diethyl ether (200 ml) and THF (50 ml). Once the addition was complete, the mixture was
15 stirred at room temperature for 30 minutes and the reaction was then completed by adding 10 N NaOH (20 ml) and water (40 ml). The solvent was evaporated off under reduced pressure and the oily residue was purified by distillation at 0.01 mmHg at 190°C. The solid product thus obtained was crystallized from isopropanol.

20 11 g of 2-[(1-benzyl-1H-indazol-3-yl)methoxy]-2-methylpropan-1-ol were thus obtained.

m.p. = 52°-53°C

¹H-NMR (CDCl₃, δ ppm): 1.34 (s, 6 H), 2.50 (bs, 1 H), 3.51 (s, 2 H), 4.87 (s, 2 H), 5.55 (s, 2 H), 7.14 (ddd, J = 8.04; 6.21; 1.68 Hz, 1 H), 7.17-7.38 (m, 7 H),
25 7.78 (dt, J = 8.08; 1.00 Hz, 1 H).

39b) {2-[(1-benzyl-1H-indazol-3-yl)methoxy]-2-methylpropoxy}acetic acid

To a solution of 2-[(1-benzyl-1H-indazol-3-yl)methoxy]-2-methylpropan-1-ol (11.0g, 0.04 mol) in dry tetrahydrofuran (THF) (100 ml) stirred at room temperature was added 60% sodium hydride (1.6 g, 0.04 mol). The mixture
30 was heated at the boiling point for 2 hours and then cooled to room temperature, and a solution of ethyl bromoacetate (7.4 g, 0.044 mol) in THF (7 ml) was slowly added thereto. Once the addition was complete, the mixture was refluxed for a further 2 hours. The reaction was stopped by cooling to room temperature and evaporating off the solvent under reduced pressure.

- 38 -

The residue was taken up in 2N NaOH (100 ml) and the product was extracted with diethyl ether (3×150 ml). The combined organic phases were concentrated under reduced pressure.

5 The crude residue was taken up in a solution of NaOH (1.9 g, 0.045 mol) in a 1/1 water/ethanol mixture (160 ml). The mixture was then stirred at reflux for 2 hours. The reaction was stopped by concentrating the solvent under reduced pressure, and the residue was taken up in water (100 ml) and washed with diethyl ether (3×50 ml). The alkaline phase was then acidified with concentrated HCl and the solid formed was filtered off. The product was
10 purified by double crystallization from a 1/2 hexane/ethyl acetate mixture. 4.6 g of {2-[(1-benzyl-1H-indazol-3-yl)methoxy]-2-methylpropoxy}acetic acid were thus obtained.

39c) {2-[(1-benzyl-1H-indazol-3-yl)methoxy]-2-methylpropoxy} acetamide

15 The product was prepared via the procedures described in the preparation of compound 9, using {2-[(1-benzyl-1H-indazol-3-yl)methoxy]-2-methylpropoxy}acetic acid as starting reagent.

Preparation of compound 40

20 {2-[(1-benzyl-1H-indazol-3-yl)methoxy]-2-methylpropoxy}-N-hydroxy-acetamide

The product was prepared via the procedures described in the preparation of compound 10, using {2-[(1-benzyl-1H-indazol-3-yl)methoxy]-2-methylpropoxy}acetic acid as starting reagent.

Preparation of compound 41

25 (2-[[1-(4-methoxybenzyl)-1H-indazol-3-yl]methoxy]-2-methylpropoxy)-N-hydroxy-acetamide

41a) [1-(4-methoxybenzyl)-1H-indazol-3-yl]methanol

30 To a suspension of 60% NaH (2.7 g; 0.07 mol) in toluene (200 ml) was added 1-benzyl-3-hydroxymethylindazole (10 g; 0.07 mol). The mixture was brought to the boiling point and left stirring at reflux for 1 hour. 4-Methoxybenzyl chloride (14 g; 0.09 mol) was then added. The mixture was then stirred at reflux for 4 hours. The reaction was stopped by cooling the mixture to room temperature and adding water (50 ml). The organic phase was separated out and washed, respectively, with 2N HCl (50 ml) and water

- 39 -

(5×50 ml). The solvent was evaporated off under reduced pressure. The crude residue thus obtained was purified by flash chromatography on silica gel, using as eluent a 3/2 hexane/ethyl acetate mixture. The product obtained was crystallized from a 5/1 hexane/ethyl acetate mixture to give 5.1 g of [1-(4-methoxybenzyl)-1H-indazol-3-yl]methanol with a melting point of 95-97°C.

¹H-NMR (CDCl₃, δ ppm): 3.43 (t, J = 6.9 Hz, 1 H), 3.67 (s, 3 H), 4.98 (d, J = 6.9 Hz, 2 H), 5.36 (s, 2 H), 6.5-6.8 (m, 2 H), 6.9-7.4 (m, 7 H), 7.80 (d, J = 7.86 Hz, 1 H).

41b) 2-[[1-(4-methoxybenzyl)-1H-indazol-3-yl]methoxy]-2-methylpropanoic acid

To a suspension of NaOH (15.6 g; 0.39 mol) in acetone (50 ml) was added [1-(4-methoxybenzyl)-1H-indazol-3-yl]methanol (8.7 g; 0.03 mol). To the mixture was slowly added a solution of chloroform (7.2 ml; 0.09 mol) and acetone (7.2 ml; 0.1 mol). The addition caused refluxing of the mixture of solvents. Once the addition was complete, the mixture was refluxed for 1 hour. The reaction was stopped by cooling the mixture to room temperature and evaporating off the solvent under reduced pressure. The resulting crude residue was taken up in toluene (100 ml) and water (50 ml). The aqueous phase was separated from the organic phase and then washed with toluene (2×50 ml). The combined organic phases were extracted with water (3×50 ml). The combined aqueous phases were washed with hexane (2×30 ml) and then acidified with 2N HCl and stirred at room temperature. The solid thus obtained was filtered off and crystallized first from a 5/1 water/acetic acid mixture, and then from toluene, to give 4.8 g of 2-[[1-(4-methoxybenzyl)-1H-indazol-3-yl]methoxy]-2-methylpropanoic acid with a melting point of 169-171°C.

¹H-NMR (DMSO-d₆, δ ppm): 1.44 (s, 6 H), 3.69 (s, 3 H), 4.74 (s, 2 H), 5.52 (s, 2 H), 6.82-6.90 (m, 2 H), 7.13 (t, J = 7.50 Hz, 1 H), 7.18-7.26 (m, 2 H), 7.36 (t, J = 7.23 Hz, 1 H), 7.66 (d, J = 8.42 Hz, 1 H), 7.92 (dd, J = 8.14; 1.01 Hz, 1 H), 12.76 (s, 1 H).

41c) 2-[[1-(4-methoxybenzyl)-1H-indazol-3-yl]methoxy]-2-methylpropan-1-ol

The product was obtained with the method described for the preparation of compound 39a, using 2-[[1-(4-methoxybenzyl)-1H-indazol-3-yl]methoxy]-2-methylpropanoic acid as starting material.

- 40 -

41d) (2-[[1-(4-methoxybenzyl)-1H-indazol-3-yl]methoxy]-2-methylpropoxy)acetic acid

The product was obtained with the method described for the preparation of compound 39b, using 2-[[1-(4-methoxybenzyl)-1H-indazol-3-yl]methoxy]-2-methylpropan-1-ol as starting material.

41e) (2-[[1-(4-methoxybenzyl)-1H-indazol-3-yl]methoxy]-2-methylpropoxy)-N-hydroxy-acetamide

The product was obtained with the method described for the preparation of compound 10, using (2-[[1-(4-methoxybenzyl)-1H-indazol-3-yl]methoxy]-2-methylpropoxy)acetic acid as starting material.

Preparation of compound 42

2-{2-[(1-benzyl-1H-indazol-3-yl)methoxy]ethoxy}-N-hydroxy-2-methylpropanamide

42a) 2-[(1-benzyl-1H-indazol-3-yl)methoxy]ethanol

To a solution of NaOH (2.8 g; 0.07 mol) in ethylene glycol (150 ml) stirred at room temperature was added 1-benzyl-3-chloromethylindazole, prepared as described in EP 0 382 276 (17.6 g; 0.07 mol). The solution was heated at 130°C for 4 hours and then cooled to room temperature and the solvent was evaporated off under reduced pressure. The residue was taken up in water (100 ml) and the product was extracted with ethyl acetate (3×100 ml). The combined organic phases were concentrated under reduced pressure and the crude residue obtained was purified by crystallization from an approximately 1/1 hexane/ethyl acetate mixture.

13.8 g of 2-[(1-benzyl-1H-indazol-3-yl)methoxy]ethanol were thus obtained.

m.p. = 67°-69°C

¹H-NMR (CDCl₃, δ ppm): 2.15 (bs, 1 H), 3.61-3.82 (m, 4 H), 4.97 (s, 2 H), 5.57 (s, 2 H), 7.11-7.38 (m, 8 H), 7.81 (dt, J = 8.15; 0.97 Hz, 1 H).

42b) 2-{2-[(1-benzyl-1H-indazol-3-yl)methoxy]ethoxy}-2-methylpropanoic acid

To a mixture of 2-[(1-benzyl-1H-indazol-3-yl)methoxy]ethanol (35 g, 0.124 mol) and NaOH (63 g, 1.57 mol) in acetone (180 ml) and water (1 ml), stirred at room temperature, was slowly added a 1/1 chloroform/acetone mixture (80 ml). During the addition, the temperature rose to the reflux point.

- 41 -

Once the addition was complete, the solvent was evaporated off under reduced pressure and the residue was taken up in water (100 ml) and washed with diethyl ether (3×50 ml). The aqueous phase was acidified with glacial acetic acid and then extracted with diethyl ether (3×150 ml). The combined
5 organic phases were concentrated under reduced pressure. The crude residue obtained was purified by crystallization from a 1/1 hexane/ethyl acetate mixture.

12.4 g of 2-{2-[(1-benzyl-1H-indazol-3-yl)methoxy]ethoxy}-2-methylpropanoic acid were obtained.

10 m.p. = 94°-95°C

¹H-NMR (CDCl₃, δ ppm): 1.43 (s, 6 H), 3.56-3.63 (m, 2 H), 3.65-3.71 (m, 2 H), 5.03 (s, 2 H), 5.58 (s, 2 H), 7.13-7.39 (m, 8 H), 7.83 (dt, J = 8.05; 0.82 Hz, 1 H), 9.60 (bs, 1 H).

15 42c) 2-{2-[(1-benzyl-1H-indazol-3-yl)methoxy]ethoxy}-N-hydroxy-2-methylpropanamide

The product was obtained with the method described for the preparation of compound 34e), using 2-{2-[(1-benzyl-1H-indazol-3-yl)methoxy]ethoxy}-2-methylpropanoic acid as starting material.

Preparation of compound 43

20 2-{3-[(1-benzyl-1H-indazol-3-yl)methoxy]propoxy}-N-hydroxy-2-methylpropanamide

43a) 3-[(1-benzyl-1H-indazol-3-yl)methoxy]propan-1-ol

To a solution of NaOH (2.8 g; 0.07 mol) in 1,3-propanediol (150 ml) stirred at room temperature was added 1-benzyl-3-chloromethylindazole, prepared as
25 described in EP 0 382 276 (17.6 g; 0.07 mol). The solution was heated at 130°C for 4 hours and then cooled to room temperature, and the solvent was evaporated off under reduced pressure. The residue was taken up in water (100 ml) and the product was extracted with ethyl acetate (3×100 ml). The combined organic phases were concentrated under reduced pressure and the
30 crude residue obtained was purified by flash chromatography on silica gel, using an approximately 1/1 hexane/ethyl acetate mixture as eluent.

10.5 g of 3-[(1-benzyl-1H-indazol-3-yl)methoxy]propan-1-ol were thus obtained.

¹H-NMR (CDCl₃, δ ppm): 1.85 (q, J = 5.83 Hz, 2 H), 2.75 (bs, 1 H), 3.71 (t,

- 42 -

J = 7.74 Hz, 4 H), 4.91 (s, 2 H), 5.55 (s, 2 H), 7.0-7.4 (m, 8 H), 7.80 (d, J = 7.77 Hz, 1 H).

43b) 2-{3-[(1-benzyl-1H-indazol-3-yl)methoxy]propoxy}-2-methyl-propanoic acid

5 The product was obtained via the method described in example 42b), using as starting material 3-[(1-benzyl-1H-indazol-3-yl)methoxy]propan-1-ol. The product was purified by double crystallization from a 7/3 hexane/ethyl acetate mixture.

m.p. = 57°-59°C

10 ¹H-NMR (DMSO-d₆, δ ppm): 1.25 (s, 6 H), 1.72 (quint., J = 6.40 Hz, 2 H), 3.37 (t, J = 6.40 Hz, 2 H), 3.53 (t, J = 6.40 Hz, 2 H), 4.77 (s, 2 H), 5.62 (s, 2 H), 7.14 (ddd, J = 8.00; 7.00; 0.73 Hz, 1 H), 7.19-7.33 (m, 5 H), 7.38 (ddd, J = 8.37; 7.00; 0.91 Hz, 1 H), 7.66 (d, J = 8.42 Hz, 1 H), 7.79 (dt, J = 8.05; 0.91 Hz, 1 H), 12.46 (s, 1 H).

15 43c) 2-{3-[(1-benzyl-1H-indazol-3-yl)methoxy]propoxy}-N-hydroxy-2-methylpropanamide

The product was obtained with the method described for the preparation of compound 10, using 2-{3-[(1-benzyl-1H-indazol-3-yl)methoxy]propoxy}-2-methylpropanoic acid as starting material.

20 Preparation of compound 46

{2-[(1-benzyl-1H-indazol-3-yl)methoxy]ethoxy}acetamide

46a) 2-[(1-benzyl-1H-indazol-3-yl)methoxy]ethanol

To a solution of NaOH (2.8 g; 0.07 mol) in ethylene glycol (150 ml) stirred at room temperature was added 1-benzyl-3-chloromethylindazole, prepared as described in EP 0 382 276 (17.6 g; 0.07 mol). The solution was heated at 130°C for 4 hours and then cooled to room temperature and the solvent was evaporated off under reduced pressure. The residue was taken up in water (100 ml) and the product was extracted with ethyl acetate (3×100 ml). The combined organic phases were concentrated under reduced pressure and the crude residue obtained was purified by crystallization from an approximately 1/1 hexane/ethyl acetate mixture.

30 13.8 g of 2-[(1-benzyl-1H-indazol-3-yl)methoxy]ethanol were thus obtained.

m.p. = 67°-69°C

- 43 -

¹H-NMR (CDCl₃, δ ppm): 2.15 (bs, 1 H), 3.61-3.82 (m, 4 H), 4.97 (s, 2 H), 5.57 (s, 2 H), 7.11-7.38 (m, 8 H), 7.81 (dt, J = 8.15; 0.97 Hz, 1 H).

46b) {2-[(1-benzyl-1H-indazol-3-yl)methoxy]ethoxy}acetic acid

To a solution of 2-[(1-benzyl-1H-indazol-3-yl)methoxy]ethanol (11.28 g, 5 0.04 mol) in dry tetrahydrofuran (THF) (100 ml) stirred at room temperature was added 60% sodium hydride (1.6 g, 0.04 mol). The mixture was heated at the boiling point for 2 hours and then cooled to room temperature, and a solution of ethyl bromoacetate (7.4 g, 0.044 mol) in THF (7 ml) was slowly added thereto. Once the addition was complete, the mixture was refluxed for a 10 further 2 hours. The reaction was stopped by cooling to room temperature and evaporating off the solvent under reduced pressure. The residue was taken up in 2N NaOH (100 ml) and the product was extracted with diethyl ether (3×150 ml). The combined organic phases were concentrated under reduced pressure.

15 The crude residue was taken up in a solution of NaOH (1.9 g, 0.045 mol) in a 1/1 water/ethanol mixture (160 ml). The mixture was then stirred at reflux for 2 hours. The reaction was stopped by concentrating the solvent under reduced pressure, and the residue was taken up in water (100 ml) and washed with diethyl ether (3×50 ml). The alkaline phase was then acidified with 20 concentrated HCl and the solid formed was filtered off. The product was purified by double crystallization from a 1/3 hexane/ethyl acetate mixture.

5.8 g of {2-[(1-benzyl-1H-indazol-3-yl)methoxy]ethoxy}acetic acid were obtained.

m.p. = 101°-103°C

25 ¹H-NMR (CDCl₃, δ ppm): 3.66-3.79 (m, 4H), 4.13 (s, 2 H), 5.01 (s, 2 H), 5.58 (s, 2 H), 7.66 (bs, 1 H), 7.14-7.40 (m, 8 H), 7.84 (dt, J = 8.11; 0.99 Hz, 1 H).

46c) {2-[(1-benzyl-1H-indazol-3-yl)methoxy]ethoxy}acetamide

The product was obtained with the method described for the preparation of 30 compound 9, using {2-[(1-benzyl-1H-indazol-3-yl)methoxy]ethoxy} acetic acid as starting material.

Preparation of compound 47

{2-[(1-benzyl-1H-indazol-3-yl)methoxy]ethoxy}-N-hydroxy-acetamide

The product was obtained with the method described for the preparation of

- 44 -

compound 10 using {2-[(1-benzyl-1H-indazol-3-yl)methoxy]ethoxy}acetic acid as starting material.

Preparation of compound 48

{2-[(1-benzyl-1H-indazol-3-yl)methoxy]ethoxy}-acetohydrazide

5 A suspension of {2-[(1-benzyl-1H-indazol-3-yl)methoxy]ethoxy} acetic acid (19 g; 0.06 mol) in methanol (300 ml) was treated at 0°C with gaseous HCl for 4 hours. The mixture was then poured into water (500 ml) and the product was extracted with diethyl ether (3×250 ml). The combined organic phases were washed with 5% sodium bicarbonate solution (2×100 ml) and
10 then with water (50 ml). The solvent was evaporated off under reduced pressure and the crude residue was purified by crystallization from hexane. 16 g of methyl 2-[(1-benzoyl-1H-indazol-3-yl)methoxy]-acetate was thus obtained.

To a solution of 1M hydrazine hydrate (100 ml, 0.100 mol) stirred at 80°C was added portion wise methyl 2-[(1-benzyl-1H-indazol-3-yl)methoxy]-acetate
15 (19 g, 0.06 mol). Once the addition was complete, the mixture was stirred for 30 minutes at the same temperature and then heated at 120°C for 2 hours. The reaction was stopped by diluting the mixture with water (600 ml) and extracting the product with diethyl ether (4×200 ml). The combined organic phases were then extracted with 2N HCl (4×200 ml). The acidic phase was
20 then brought to basic pH with 10N NaOH and again extracted with diethyl ether (4×200 ml). The combined organic phases were concentrated under reduced pressure and the crude residue was purified by crystallization from a 1/1 hexane/ethyl acetate mixture.

25 15 g of 2-[(1-benzyl-1H-indazol-3-yl)methoxy]-acetohydrazide were thus obtained.

Example 1

Analysis of the gene expression of MCP-1 in a human monocyte line

The capacity of the compounds to inhibit the expression of MCP-1 by lipopolysaccharide (LPS)-stimulated MonoMac6 cells was evaluated. The cells
30 were placed in 96-well plates at a concentration of 50 000 cells/well. The compounds were tested at the maximum soluble concentration given in Table 1 (in the range 30-300 µM) and incubated for 1 hour. The cells were then stimulated with LPS (100 ng/ml) for 4 hours.

The total RNA was extracted from the cell pellet using the RNeasy mini kit

- 45 -

(Qiagen™), reverse-transcribed with the TaqMan Reverse transcription reagents synthesis kit (Applied Biosystems™) and the cDNA obtained was used for the real-time PCR reaction. The amplification was obtained in 96-well plates using the ABI Prism 7000 sequence detection system (Applied Biosystems™), by
 5 applying the following temperature profile: 50°C for 2 minutes, 95°C for 10 minutes and 45 cycles at 95°C for 15 seconds and 60°C for 1 minute. For the amplification, a set of primers and probe specific for human MCP-1 was used (Applied Biosystems™, RefSeq NM_002982.3). A set of primers and probe for β -
 10 actin was used in separate wells as an internal control of the samples for the purposes of normalization. Once the reaction had taken place, the fluorescence data were analysed using the ABI Prism 7000 SDS software, by calculating the threshold cycle (Ct) for each sample and subsequently performing a relative quantification via the $\Delta\Delta C_t$ method.

The results obtained, expressed as a percentage of inhibition, are collated
 15 in Table 1 below.

TABLE 1

No.	% inhibition	[μ M]
9	99	300
10	61	150
11	68	150
12	20	300
13	72	75
14	49	30
15	40	75

As shown by the results obtained and given in Table 1, the compounds were capable of significantly inhibiting the LPS-induced expression of MCP-1 in a human monocyte line, and showed a reduction in the levels of specific
 20 mRNA between 20% and 99%.

Example 2

Measurement of the production of MCP-1 in a human monocyte line

The capacity of the compounds to inhibit the expression of the protein MCP-1 by lipopolysaccharide (LPS)-stimulated MonoMac6 cells was
 25 evaluated. The cells were placed in 96-well plates at a concentration of 50 000

- 46 -

cells/well. The compounds were tested at the maximum soluble concentration given in Table 2 (in the range 30-300 μM) and incubated for 1 hour. The cells were then stimulated with LPS (100 ng/ml) for 20 hours.

The amount of MCP-1 produced was measured in the supernatants, suitably diluted with buffer, by means of an immunoenzymatic test (ELISA) using a commercial kit (ELISA MCP-1/JE, R&D Systems).

The results obtained, expressed as a percentage of inhibition, are collated in Table 2 below.

TABLE 2

No.	% inhibition	[μM]
9	98	300
10	91	150
11	79	150
12	48	300
13	74	75
14	70	30
15	59	75
27	82	30

As shown by the results obtained and given in Table 2, the compounds were capable of significantly inhibiting the LPS-induced expression of MCP-1 in a human monocyte line, and showed a reduction in the levels of produced protein between 48% and 98%.

Example 3

Analysis of the gene expression of CX3CR1 in a human monocyte line

The capacity of the compounds to inhibit the expression of CX3CR1 by lipopolysaccharide (LPS)-stimulated MonoMac6 cells was evaluated. The cells were placed in 96-well plates at a concentration of 50 000 cells/well. The compounds were tested at the maximum soluble concentration given in Table 3 (in the range 30-300 μM) and incubated for 1 hour. The cells were then stimulated with LPS (100 ng/ml) for 20 hours.

The total RNA was extracted from the cell pellet using the RNeasy mini kit (QiagenTM), reverse-transcribed with the TaqMan Reverse transcription reagents synthesis kit (Applied BiosystemsTM) and the cDNA obtained was used for the

real-time PCR reaction. The amplification was obtained in 96-well plates using the ABI Prism 7000 sequence detection system (Applied Biosystems™), by applying the following temperature profile: 50°C for 2 minutes, 95°C for 10 minutes and 45 cycles at 95°C for 15 seconds and 60°C for 1 minute. For the
 5 amplification, a set of primers and probe specific for human CX3CR1 was used (Applied Biosystems™, RefSeq NM_001337.3). A set of primers and probe for β -actin was used in separate wells as an internal control of the samples for the purposes of normalization. Once the reaction had taken place, the fluorescence data were analysed using the ABI Prism 7000 SDS software, by
 10 calculating the threshold cycle (Ct) for each sample and subsequently performing a relative quantification via the $\Delta\Delta$ Ct method.

The results obtained, expressed as a percentage of inhibition, are collated in Table 3 below.

TABLE 3

No.	% inhibition	[μ M]
9	99	300
10	95	150
11	90	150
12	83	300
13	100	75
14	44	30
15	89	75

15 As shown by the results obtained and given in Table 3, the compounds were capable of significantly inhibiting the LPS-induced expression of CX3CR1 in a human monocyte line, and showed a reduction in the levels of specific mRNA between 44% and 100%.

Example 4

20 Analysis of the gene expression of p40 in a human monocyte line

The capacity of the compounds to inhibit the expression of p40 by lipopolysaccharide (LPS)-stimulated MonoMac6 cells was evaluated. The cells were placed in 96-well plates at a concentration of 50 000 cells/well. The compounds were tested at the maximum soluble concentration given in Table
 25 4 (in the range 30-300 μ M) and incubated for 1 hour. The cells were then

- 48 -

stimulated with LPS (100 ng/ml) for 4 hours.

The total RNA was extracted from the cell pellet using the RNeasy mini kit (Qiagen™), reverse-transcribed with the TaqMan Reverse transcription reagents synthesis kit (Applied Biosystems™) and the cDNA obtained was used for the
 5 real-time PCR reaction. The amplification was obtained in 96-well plates using the ABI Prism 7000 sequence detection system (Applied Biosystems™), by applying the following temperature profile: 50°C for 2 minutes, 95°C for 10 minutes and 45 cycles at 95°C for 15 seconds and 60°C for 1 minute. For the amplification, a set of primers and probe specific for human p40 was used
 10 (Applied Biosystems™, RefSeq NM_002187.2). A set of primers and probe for β -actin was used in separate wells as an internal control of the samples for the purposes of normalization. Once the reaction had taken place, the fluorescence data were analysed using the ABI Prism 7000 SDS software, by calculating the threshold cycle (Ct) for each sample and subsequently performing a relative
 15 quantification via the $\Delta\Delta C_t$ method.

The results obtained, expressed as a percentage of inhibition, are collated in Table 4 below.

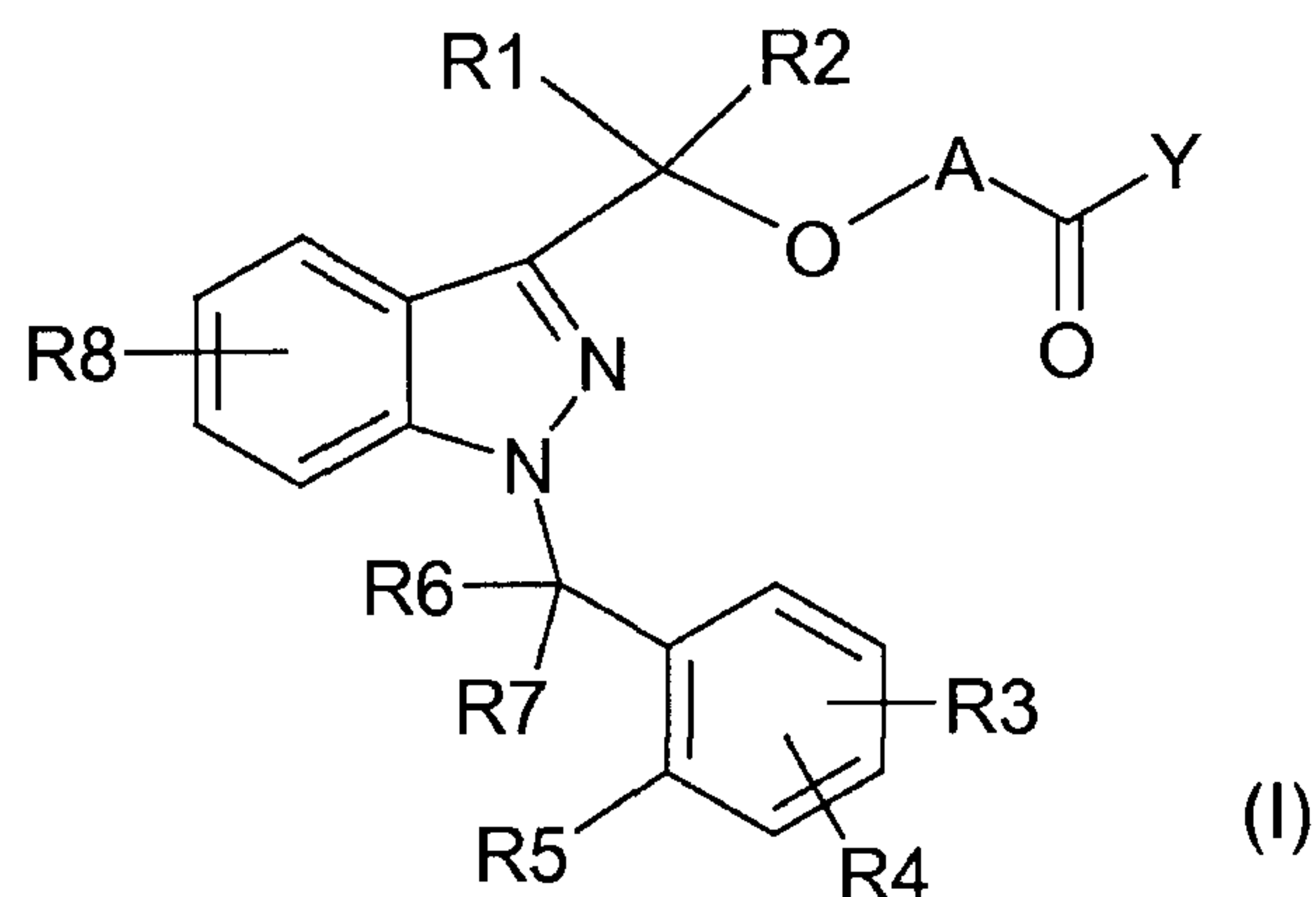
TABLE 4

No.	% inhibition	[μ M]
9	96	300
10	54	150
11	44	150
13	59	75
14	27	30
15	33	75

As shown by the results obtained and given in Table 4, the compounds
 20 were capable of significantly inhibiting the LPS-induced expression of p40 in a human monocyte line, and showed a reduction in the levels of specific mRNA between 33% and 96%.

CLAIMS

1. Compound of formula (I)



in which:

A is $-X_1-$ or $-X_1-OC(R_9)(R_{10})-$, in which

X_1 is an alkyl group having from 1 to 5 carbon atoms, optionally substituted with one or more alkyl groups having from 1 to 5 carbon atoms or one or more alkoxy groups having from 1 to 3 carbon atoms, and R_9 and R_{10} , which are identical or different each other, are hydrogen, an alkyl group having from 1 to 5 carbon atoms or an alkoxy group having from 1 to 3 carbon atoms,

Y is $N(R_{11})(R_{12})$, $N(R_{13})O(R_{14})$, $N(R_{13})N(R_{14})(R_{15})$, $N(R_{13})-X_2-N(R_{14})(R_{15})$ or $N(R_{13})-X_2-CO-X_3$, in which

R_{11} is hydrogen, an alkyl group having from 1 to 5 carbon atoms or an alkoxy group having from 1 to 3 carbon atoms, or R_{11} together with R_{12} forms a 4- to 7-membered heterocycle,

R_{12} is hydrogen, an alkyl group having from 1 to 5 carbon atoms, an alkoxy group having from 1 to 3 carbon atoms, an aryl group, a heteroaryl group, an alkylaryl group, an alkylheteroaryl group, COR' , $COOR'$ or $CON(R')(R'')$ with R' and R'' , which are identical or different each other, represented by hydrogen or an alkyl group having from 1 to 5 carbon atoms, or R_{12} together with R_{11} , forms a 4- to 7-membered heterocycle,

R_{13} and R_{15} , which are identical or different each other, are hydrogen, an alkyl group having from 1 to 5 carbon atoms or an alkoxy group having from 1 to 3 carbon atoms,

R₁₄ is hydrogen, an alkyl group having from 1 to 5 carbon atoms, an aryl group, a heteroaryl group, an alkylaryl group, an alkylheteroaryl group, COR', COOR' or CON(R')(R'') with R' and R'', which are identical or different each other, represented by hydrogen or an alkyl group having from 1 to 5 carbon atoms,

X₂ is an alkyl group having from 1 to 5 carbon atoms, optionally substituted with one or more alkyl groups having from 1 to 5 carbon atoms or one or more alkoxy groups having from 1 to 3 carbon atoms,

X₃ is OH, NH₂, NHOH or NHNH₂,

R₁ and R₂, which are identical or different from each other, are hydrogen, an alkyl group having from 1 to 5 carbon atoms or an alkoxy group having from 1 to 3 carbon atoms,

R₃, R₄ and R₈, which are identical or different from each other, are hydrogen, an alkyl group having from 1 to 5 carbon atoms, an alkoxy group having from 1 to 3 carbon atoms, a halogen atom, -OH, -N(R')(R''), -N(R')COR'', -CN, -CONR'R'', -SO₂NR'R'', -SO₂R', nitro or trifluoromethyl; with R' and R'', which are identical or different each other, represented by hydrogen or an alkyl group having from 1 to 5 carbon atoms,

R₅ is hydrogen, an alkyl group having from 1 to 5 carbon atoms, an alkoxy group having from 1 to 3 carbon atoms, a halogen atom, -OH, -N(R')(R''), -N(R')COR'', nitro or trifluoromethyl, or R₅ together with one of R₆ and R₇ forms a ring having 5 or 6 carbon atoms; with R' and R'', which are identical or different each other, represented by hydrogen or an alkyl group having from 1 to 5 carbon atoms,

R₆ and R₇, which are identical or different each other, are hydrogen or an alkyl group having from 1 to 5 carbon atoms, or together form a group C=O, or one of R₆ and R₇, together with R₅, forms a ring having 5 or 6 carbon atoms.

2. Compound according to Claim 1, characterized in that X₁ is an alkyl group having from 1 to 3 carbon atoms, optionally substituted with one or more alkyl groups having from 1 to 3 carbon atoms or one or more alkoxy groups having 1 or 2 carbon atoms.

3. Compound according to Claim 1, characterized in that X_1 is selected from the group consisting of a group CH_2 , a group CH_2CH_2 and a group $\text{C}(\text{CH}_3)_2$, and R_9 and R_{10} , which are identical or different each other, are hydrogen or a CH_3 group.
4. Compound according to Claim 1, characterized in that residue A is selected from the group consisting of a group CH_2 , a group CH_2CH_2 , a group $\text{C}(\text{CH}_3)_2$, a group $\text{CH}_2\text{CH}_2\text{OCH}_2$, a group $\text{CH}_2\text{CH}_2\text{OC}(\text{CH}_3)_2$ and a group $\text{CH}_2\text{CH}_2\text{CH}_2\text{OC}(\text{CH}_3)_2$.
5. Compound according to Claim 1, characterized in that R_{11} is a hydrogen atom, an alkyl group having from 1 to 3 carbon atoms or an alkoxy group having 1 or 2 carbon atoms, or R_{11} together with R_{12} forms a 5- or 6-membered heterocycle.
6. Compound according to Claim 1, characterized in that R_{12} is a hydrogen atom, an alkyl group having from 1 to 3 carbon atoms, an alkoxy group having 1 or 2 carbon atoms, a heteroaryl group, an alkylaryl group, an alkylheteroaryl group or $\text{CON}(\text{R}')(\text{R}'')$ with R' and R'' , which are identical or different each other, represented by hydrogen or an alkyl group having from 1 to 3 carbon atoms, or R_{12} together with R_{11} forms a 5- or 6-membered heterocycle.
7. Compound according to Claim 1, characterized in that R_{13} and R_{15} , which are identical or different each other, are a hydrogen atom, an alkyl group having from 1 to 3 carbon atoms or an alkoxy group having 1 or 2 carbon atoms.
8. Compound according to Claim 1, characterized in that R_{14} is a hydrogen atom, an alkyl group having from 1 to 3 carbon atoms, an aryl group, a heteroaryl group, an alkylaryl group, an alkylheteroaryl group, COR' , COOR' or $\text{CON}(\text{R}')(\text{R}'')$ with R' and R'' , which are identical or different each other, represented by hydrogen or an alkyl group having from 1 to 3 carbon atoms.
9. Compound according to Claim 1, characterized in that X_2 is an alkyl group having from 1 to 3 carbon atoms, optionally substituted with one or more alkyl groups having from 1 to 3 carbon atoms or one or more alkoxy groups having 1 or 2 carbon atoms.

10. Compound according to Claim 1, characterized in that X₃ is selected from the group consisting of OH, NH₂, NHOH and NHNH₂.
11. Compound according to Claim 1, characterized in that R₁ and R₂, which are identical or different each other, are a hydrogen atom, an alkyl group having from 1 to 3 carbon atoms or an alkoxy group having 1 or 2 carbon atoms.
12. Compound according to Claim 1, characterized in that R₃, R₄ and R₈, which are identical or different each other, are selected from the group consisting of a hydrogen atom, an alkyl group having from 1 to 3 carbon atoms, an alkoxy group having 1 or 2 carbon atoms, a Br atom, a Cl atom, a F atom, an OH group, a nitro group, a trifluoromethyl group and groups N(R')(R''), -N(R')COR'', -CN, -CONR'R'', -SO₂NR'R'' and -SO₂R', with R' and R'', which are identical or different each other, represented by a hydrogen atom or an alkyl group having from 1 to 3 carbon atoms.
13. Compound according to Claim 1, characterized in that R₅ is selected from the group consisting of a hydrogen atom, an alkyl group having from 1 to 3 carbon atoms, an alkoxy group having 1 or 2 carbon atoms, a halogen atom and an OH group, or R₅, together with one of R₆ and R₇, forms a ring having 5 or 6 carbon atoms.
14. Compound according to Claim 1, characterized in that R₆ and R₇, which are identical or different each other, are selected from the group consisting of a hydrogen atom and an alkyl group having from 1 to 3 carbon atoms, or together form a group C=O, or one of R₆ and R₇, together with R₅, forms a ring having 5 or 6 carbon atoms.
15. Pharmaceutical composition comprising the compound of formula (I) according to any one of claims 1 to 14, or a pharmaceutically acceptable salt or ester thereof, and at least one pharmaceutically acceptable vehicle.
16. Pharmaceutical composition according to Claim 15, characterized in that the said pharmaceutically acceptable salt is an addition salt with physiologically acceptable organic or mineral acids or bases.
17. Pharmaceutical composition according to Claim 16, characterized in that the said physiologically acceptable acids are selected from the group consisting of hydrochloric

acid, hydrobromic acid, sulfuric acid, phosphoric acid, nitric acid, acetic acid, ascorbic acid, benzoic acid, citric acid, fumaric acid, lactic acid, maleic acid, methanesulfonic acid, oxalic acid, para- toluenesulfonic acid, benzenesulfonic acid, succinic acid, tannic acid and tartaric acid.

18. Pharmaceutical composition according to Claim 16, characterized in that the said physiologically acceptable bases are selected from the group consisting of ammonium hydroxide, calcium hydroxide, magnesium carbonate, sodium hydrogen carbonate, potassium hydrogen carbonate, arginine, betaine, caffeine, choline, N,N-dibenzylethylenediamine, diethylamine, 2-diethylaminoethanol, 2-dimethylaminoethanol, ethanolamine, ethylenediamine, N-ethylmorpholine, N-ethylpiperidine, N-methylglucamine, glucamine, glucosamine, histidine, N-(2-hydroxyethyl)piperidine, N-(2-hydroxyethyl)pyrrolidine, isopropylamine, lysine, methylglucamine, morpholine, piperazine, piperidine, theobromine, triethylamine, trimethylamine, tripropylamine and tromethamine.

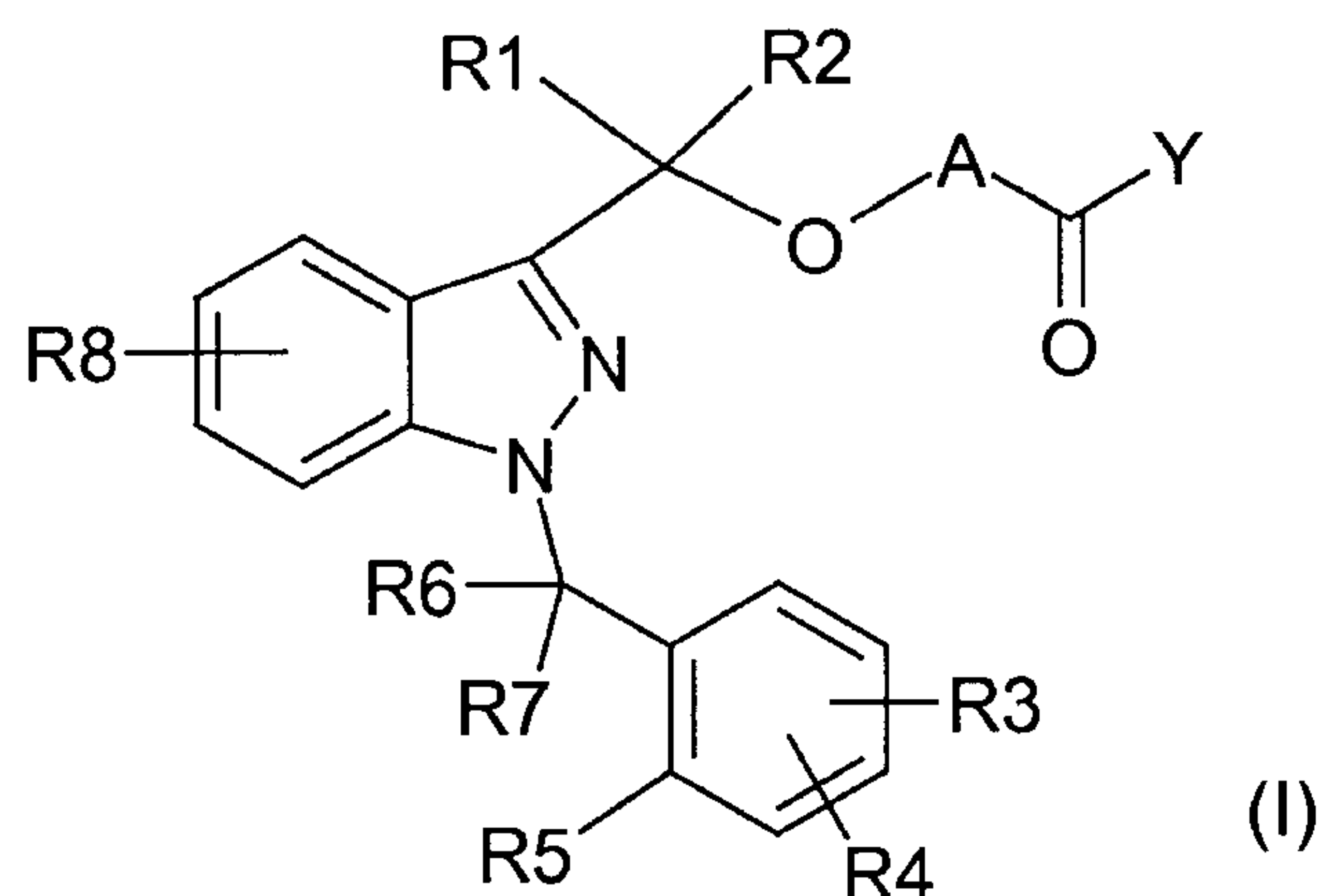
19. Pharmaceutical composition according to Claim 15, characterized in that the said pharmaceutically acceptable ester is formed with physiologically acceptable organic acids or alcohols.

20. Pharmaceutical composition according to any one of Claims 15 to 19, characterized in that the said composition contains a stereoisomer or an enantiomer of the compound of formula (I), or a pharmaceutically acceptable salt or ester thereof, or a mixture thereof.

21. Pharmaceutical composition according to any one of Claims 15 to 20, characterized in that the said pharmaceutically acceptable vehicle is selected from the group consisting of glidants, binders, disintegrants, fillers, diluents, flavourings, colorants, fluidizers, lubricants, preserving agents, humectants, absorbents and sweeteners.

22. Use of a compound of formula (I)

54



in which:

A is $-X_1-$ or $-X_1-OC(R_9)(R_{10})-$, in which

X^1 is an alkyl group having from 1 to 5 carbon atoms, optionally substituted with one or more alkyl groups having from 1 to 5 carbon atoms or one or more alkoxy groups having from 1 to 3 carbon atoms, and R_9 and R_{10} , which are identical or different each other, are hydrogen, an alkyl group having from 1 to 5 carbon atoms or an alkoxy group having from 1 to 3 carbon atoms,

Y is $N(R_{11})(R_{12})$, $N(R_{13})O(R_{14})$, $N(R_{13})N(R_{14})(R_{15})$, $N(R_{13})-X_2-N(R_{14})(R_{15})$ or $N(R_{13})-X_2-CO-X_3$, in which

R_{11} is hydrogen, an alkyl group having from 1 to 5 carbon atoms or an alkoxy group having from 1 to 3 carbon atoms, or R_{11} together with R_{12} forms a 4- to 7-membered heterocycle,

R_{12} is hydrogen, an alkyl group having from 1 to 5 carbon atoms, an alkoxy group having from 1 to 3 carbon atoms, an aryl group, a heteroaryl group, an alkylaryl group, an alkylheteroaryl group, COR' , $COOR'$ or $CON(R')(R'')$ with R' and R'' , which are identical or different each other, represented by hydrogen or an alkyl group having from 1 to 5 carbon atoms, or R_{12} together with R_{11} , forms a 4- to 7-membered heterocycle, R_{13} and R_{15} , which are identical or different each other, are hydrogen, an alkyl group having from 1 to 5 carbon atoms or an alkoxy group having from 1 to 3 carbon atoms,

R_{14} is hydrogen, an alkyl group having from 1 to 5 carbon atoms, an aryl group, a heteroaryl group, an alkylaryl group, an alkylheteroaryl group,

COR', COOR' or CON(R')(R'') with R' and R'', which are identical or different each other, represented by hydrogen or an alkyl group having from 1 to 5 carbon atoms,

X₂ is an alkyl group having from 1 to 5 carbon atoms, optionally substituted with one or more alkyl groups having from 1 to 5 carbon atoms or one or more alkoxy groups having from 1 to 3 carbon atoms,

X₃ is OH, NH₂, NHOH or NHNH₂,

R₁ and R₂, which are identical or different each other, are hydrogen, an alkyl group having from 1 to 5 carbon atoms or an alkoxy group having from 1 to 3 carbon atoms,

R₃, R₄ and R₈, which are identical or different each other, are hydrogen, an alkyl group having from 1 to 5 carbon atoms, an alkoxy group having from 1 to 3 carbon atoms, a halogen atom, -OH, -N(R')(R''), -N(R')COR'', -CN, -CONR'R'', -SO₂NR'R'', -SO₂R', nitro or trifluoromethyl; with R' and R'', which are identical or different each other, represented by hydrogen or an alkyl group having from 1 to 5 carbon atoms,

R₅ is hydrogen, an alkyl group having from 1 to 5 carbon atoms, an alkoxy group having from 1 to 3 carbon atoms, a halogen atom, -OH, -N(R')(R''), -N(R')COR'', nitro or trifluoromethyl, or R₅ together with one of R₆ and R₇ forms a ring having 5 or 6 carbon atoms; with R' and R'', which are identical or different each other, represented by hydrogen or an alkyl group having from 1 to 5 carbon atoms,

R₆ and R₇, which are identical or different each other, are hydrogen or an alkyl group having from 1 to 5 carbon atoms, or together form a group C=O, or one of R₆ and R₇, together with R₅, forms a ring having 5 or 6 carbon atoms,

for the preparation of a pharmaceutical composition for treating diseases based on the expression of MCP-1, CX3CR1 and p40.

23. Use according to Claim 22, characterized in that the said diseases based on the expression of MCP-1 and CX3CR1 are selected from the group consisting of articular diseases, renal diseases, cardiovascular diseases, metabolic syndrome, obesity, diabetes, insulin resistance and cancer.

24. Use according to Claim 23, characterized in that the said diseases based on the expression of MCP-1 are selected from the group consisting of rheumatoid arthritis,

arthritis induced by viral infections, psoriatic arthritis, arthrosis, lupus nephritis, diabetic nephropathy, glomerulonephritis, polycystic kidney disease, interstitial lung disease, fibrosis, multiple sclerosis, Alzheimer's disease, HIV-associated dementia, atopic dermatitis, psoriasis, vasculitis, restenosis, atherosclerosis, myocardial infarction, angina, acute coronary diseases, adenomas, carcinomas and metastases, metabolic diseases and complications following surgical interventions.

25. Use according to Claim 23, characterized in that the said diseases based on the expression of CX3CR1 are selected from the group consisting of rheumatoid arthritis, lupus nephritis, diabetic nephropathy, Crohn's disease, ulcerative colitis, coronary disorders, restenosis, atherosclerosis, myocardial infarction, angina, and complications following surgical interventions.

26. Use according to Claim 22, characterized in that the said diseases based on the expression of p40 are selected from the group consisting of autoimmune diseases, chronic degenerative inflammatory diseases, and cancer.

27. Use according to Claim 26, characterized in that the said diseases based on the expression of p40 are selected from the group consisting of rheumatoid arthritis, psoriasis, glomerulonephritis, diabetes, lupus erythematosus, diabetes, Crohn's disease, and tumours.