



US00D666660S

(12) **United States Design Patent**
Amit et al.

(10) **Patent No.:** **US D666,660 S**

(45) **Date of Patent:** **** *Sep. 4, 2012**

(54) **CAMERA**

(75) Inventors: **Gad Amit**, San Mateo, CA (US); **Inbal Etgar**, San Francisco, CA (US); **Chadwick John Harber**, San Francisco, CA (US)

(73) Assignee: **Lytro, Inc.**, Mountain View, CA (US)

(*) Notice: This patent is subject to a terminal disclaimer.

(**) Term: **14 Years**

(21) Appl. No.: **29/390,600**

(22) Filed: **Apr. 27, 2011**

(51) **LOC (9) Cl.** **16-01**

(52) **U.S. Cl.** **D16/203**

(58) **Field of Classification Search** D16/200–205,
D16/208, 218; 348/143, 373–376; 358/906;
396/427, 535–541

See application file for complete search history.

(56) **References Cited**

U.S. PATENT DOCUMENTS

4,394,692 A * 7/1983 Randmae et al. 348/374
D416,272 S * 11/1999 Adachi D16/203

D470,520 S * 2/2003 Yamakawa et al. D16/203
6,683,654 B1 * 1/2004 Haijima 348/374
6,728,480 B1 * 4/2004 Maeda et al. 396/535
D529,063 S * 9/2006 Cheng D16/203
D540,360 S * 4/2007 Yamakawa D16/203
D543,568 S * 5/2007 Naruki D16/203
D563,450 S * 3/2008 Cheng D16/203
D614,222 S * 4/2010 Yamakawa D16/203
7,859,592 B2 * 12/2010 Takahashi et al. 348/373

* cited by examiner

Primary Examiner — Adir Aronovich

(74) *Attorney, Agent, or Firm* — Fenwick & West LLP

(57) **CLAIM**

The ornamental design for a camera, as shown and described.

DESCRIPTION

FIG. 1 is a top, left and front perspective of the camera in accordance with the present design invention;

FIG. 2 is a bottom, right and back perspective of the design invention of FIG. 1.

FIG. 3 is a top plan view hereof.

FIG. 4 is a right side elevational view thereof.

FIG. 5 is a bottom plan view thereof.

FIG. 6 is a left side elevational thereof.

FIG. 7 is a front elevational view thereof; and,

FIG. 8 is rear elevational view thereof.

1 Claim, 4 Drawing Sheets

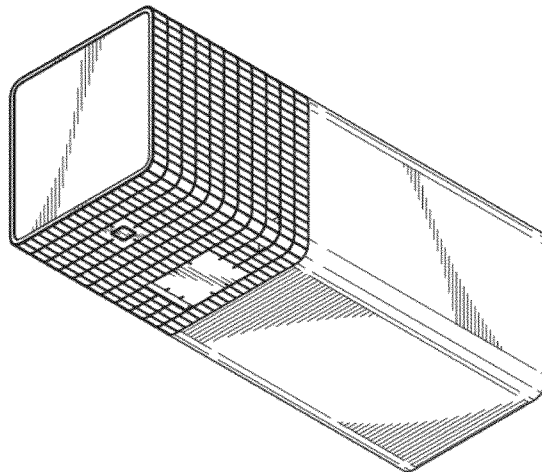
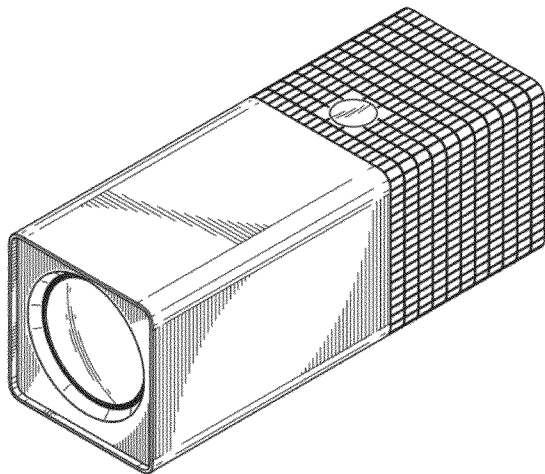


FIG. 1

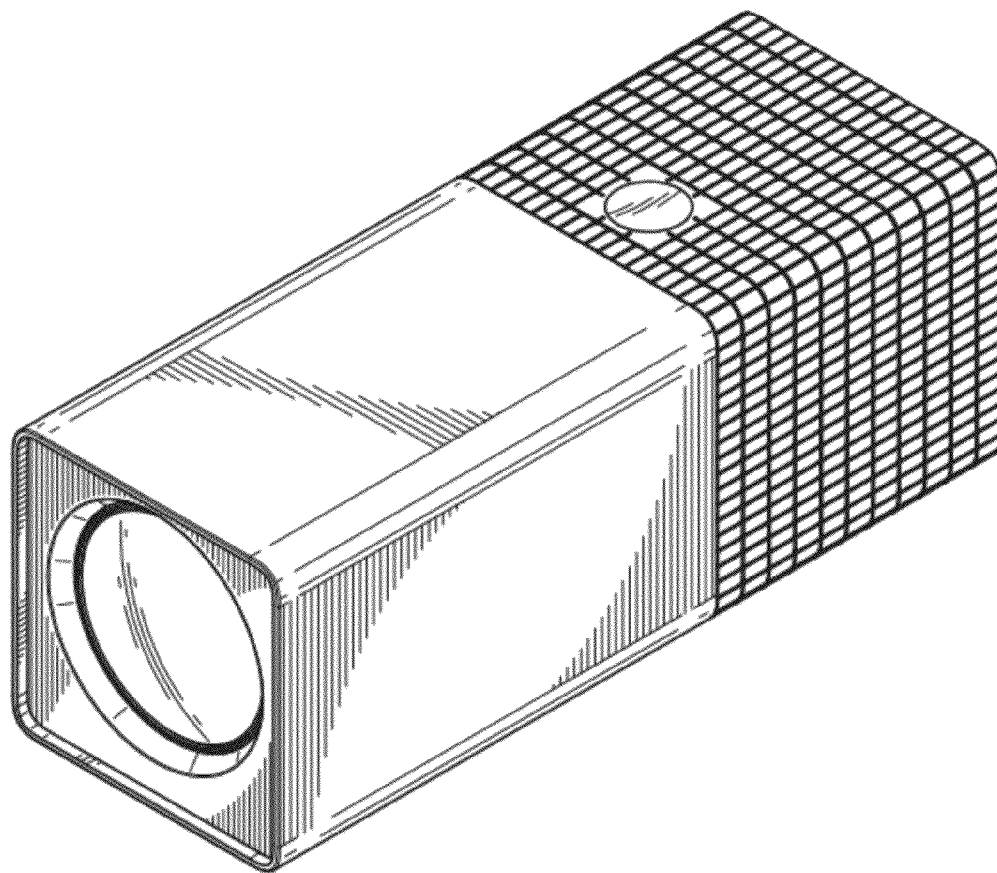


FIG. 2

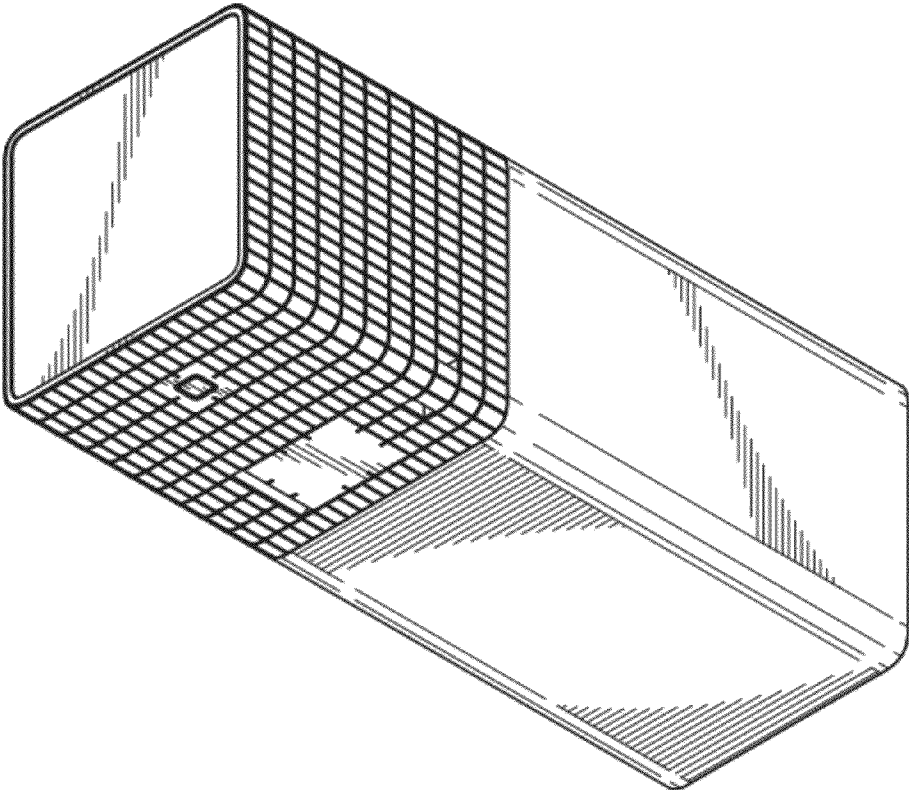


FIG. 3

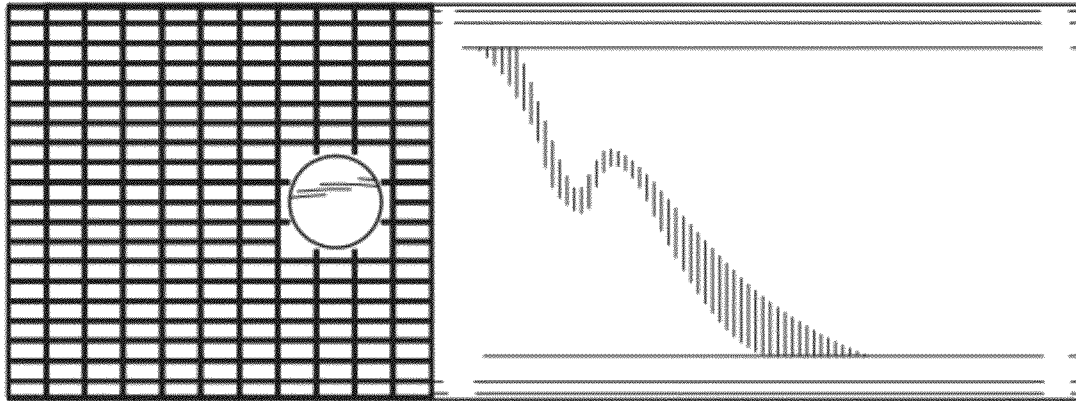


FIG. 4

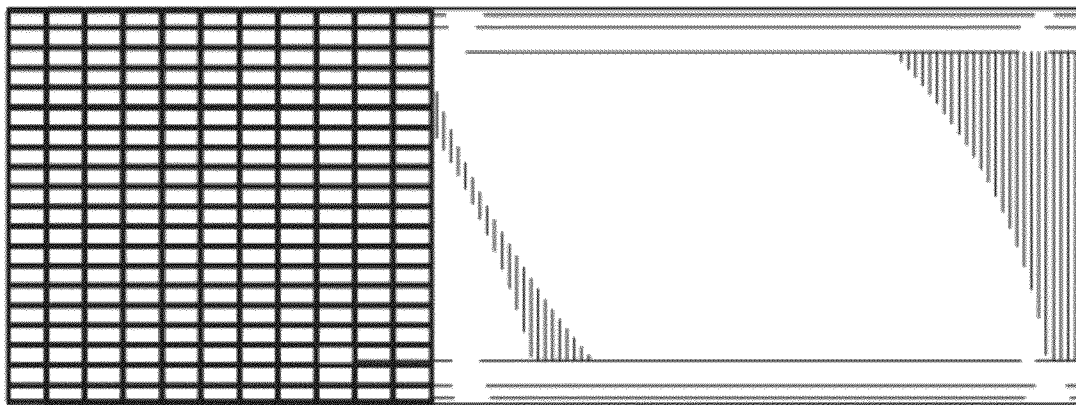


FIG. 5

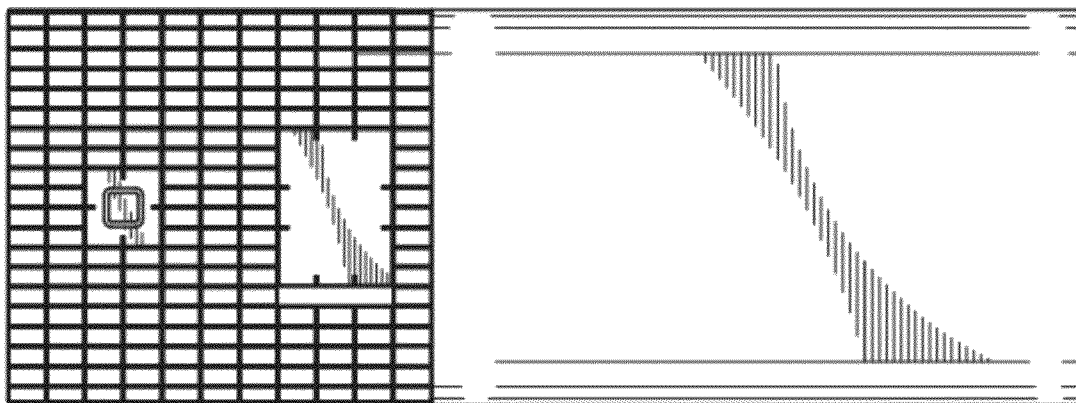


FIG. 6

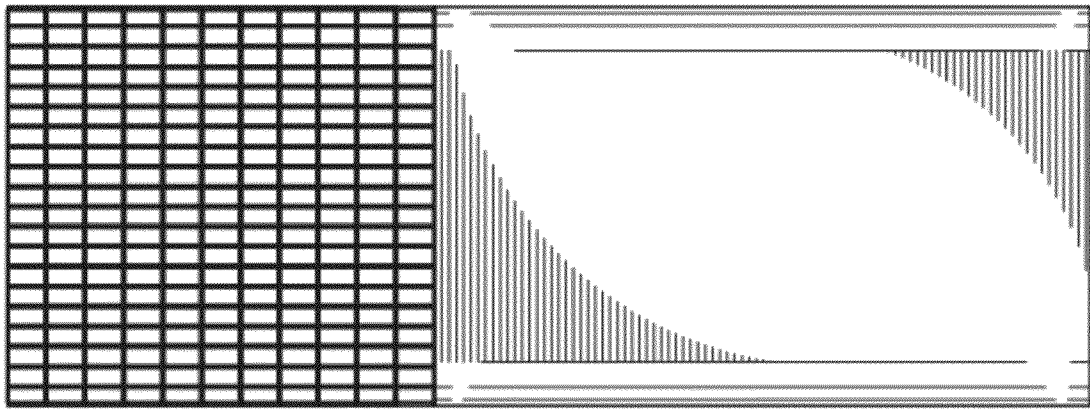


FIG. 7

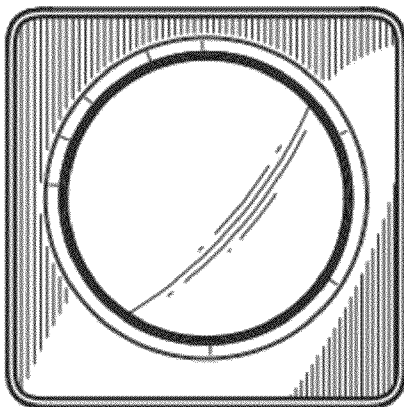


FIG. 8

