



(22) Date de dépôt/Filing Date: 2007/06/05

(41) Mise à la disp. pub./Open to Public Insp.: 2007/12/12

(45) Date de délivrance/Issue Date: 2012/04/17

(30) Priorité/Priority: 2006/06/12 (EP06 115 329.2)

(51) Cl.Int./Int.Cl. *H04L 12/16* (2006.01)

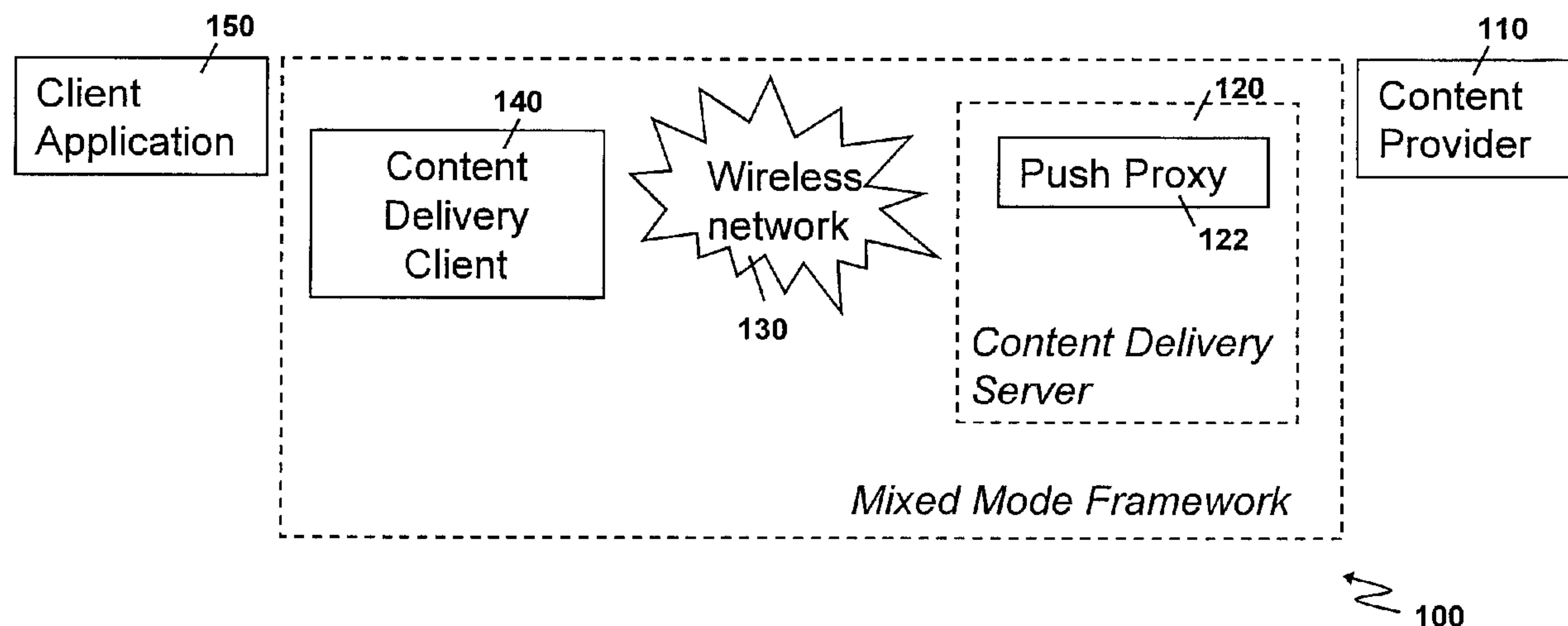
(72) Inventeur/Inventor:
SHENFIELD, MICHAEL, CA

(73) Propriétaire/Owner:
RESEARCH IN MOTION LIMITED, CA

(74) Agent: MOFFAT & CO.

(54) Titre : SYSTEME ET METHODE DE LIVRAISON EN MODE DE TYPE MIXTE DE CONTENU DYNAMIQUE A UN APPAREIL MOBILE

(54) Title: SYSTEM AND METHOD FOR MIXED MODE DELIVERY OF DYNAMIC CONTENT TO A MOBILE DEVICE



(57) Abrégé/Abstract:

A method, system and apparatus for mixed mode delivery of content to a mobile device, the method having the steps of: receiving a subscription message including a filter; storing the filter; sending a subscription identifier; applying the filter to content available on the content provider, thereby producing a content subset; waiting for receipt of a content request; and forwarding the content subset upon receipt of the content request.

ABSTRACT

A method, system and apparatus for mixed mode delivery of content to a mobile device, the method having the steps of: receiving a subscription message including a filter; storing the filter; sending a subscription identifier; applying the filter to content available on the content provider, thereby producing a content subset; waiting for receipt of a content request; and forwarding the content subset upon receipt of the content request.

SYSTEM AND METHOD FOR MIXED MODE DELIVERY OF DYNAMIC CONTENT TO A MOBILE DEVICE

5 [0001] The present system and method relate to dynamic content delivery in a mobile environment and in particular to the mode of delivery of the dynamic content.

[0002] Users of mobile devices or mobile user equipment (UE) are increasingly becoming more sophisticated in terms of the functionality that they require from their mobile devices and the way that they access data from the mobile devices.

10

[0003] Dynamic content delivery allows users to have information or data pushed to them or allows users to pull the data from content providers. Examples of data could include stock quotes, weather updates, traffic updates, dynamic wallpaper, ads, applications or other data desirable to a user.

15

[0004] Content can be either pushed to a mobile device by a content provider or requested (pulled) from the content provider by the mobile device.

20 [0005] With pull-based delivery, the content is requested by a client application on the mobile device and delivered to the device in a response message. The problem with this approach is that the client application does not know about the availability of content from a content provider and needs to periodically pull content, thus wasting wireless bandwidth on unsuccessful attempts. This model does not provide a good user experience as frequent pull attempts affect network resources and ultimately the customer's monthly bill, while infrequent attempts result in outdated content.

25

30 [0006] With push mode delivery, the client application establishes a content subscription with a content provider. The application provides subscription filters that specify events of interest. The content provider applies the subscription filter to the available content, and if some content subset matches the filter, pushes this content to the mobile device using the available content delivery framework. This approach requires a complex content delivery infrastructure including subscription and content management on the push server and the content provider. The scalability for a large number of devices is a major obstacle for implementation, due to the complexity of managing multiple timer events and filters.

35

[0007] The present system and method may overcome the limitations of the push-based and pull-based models of content delivery by providing for a mixed mode delivery model. The mixed mode delivery model may combine the benefits of subscription based delivery with the simplicity of client application driven pull models. The mixed mode paradigm
5 may allow a client application to drive content delivery by either directly triggering the delivery of new content or registering interest in a new content with the delivery framework or content provider.

[0008] In the mixed mode delivery model, the event of content delivery is preferably
10 triggered when content available to a client application on the mobile device is exhausted. This could be when the data is either consumed or expires.

[0009] The mixed mode delivery model can work over either push bearers or pull bearers. In the case of pull bearers, the content provider waits until a pull message is
15 received to send data. However, a filter sent during subscription initiation is stored at the content provider and applied to available content, preferably prior to the receipt of the pull message.

[0010] In a push bearer solution, the content provider can be adapted to push content
20 only upon receipt of a message that the client application is ready for content. If no content is available when the client application indicates it is ready, a flag can be set to push the next available content subset immediately. In the push bearer solution, the filter received from the client application upon subscription is stored by the content provider and needs only be sent once.

25
[0011] In both the push and pull bearer solutions, some of the processing can be transferred to a content delivery server. Specifically, the content delivery server can store a subscription identifier, and can cache content subsets, apply rules to the content subset, and wait to receive a request for more content before forwarding the content to
30 the client application.

[0012] The present application therefore preferably provides a method in a content provider for mixed mode delivery of content comprising the steps of: receiving a subscription message including a filter; storing the filter; sending a subscription identifier;
35 applying the filter to content available on the content provider, thereby producing a

content subset; waiting for receipt of a content request; and forwarding the content subset upon receipt of the content request.

5 [0013] The present application further preferably provides a system for mixed mode delivery of content to a mobile device comprising: a client application on the mobile device, the client application adapted to: send a subscription message including a filter; consume content; identify expired content; and send a content request when all content for the client application is consumed or has expired; and a content provider, said content provided adapted to: receive the subscription message and the filter; store the filter; send
10 a subscription identifier; apply the filter to content available, thereby producing a content subset; wait for receipt of a content request; and forward the content subset upon receipt of the content request.

15 [0014] The present application still further preferably provides a client application on a mobile device for use in a mixed mode delivery system, the client application being characterized by: means for sending a subscription message including a filter to a content provider; means for receiving content from the content provider; means for consuming the content; means for identifying expired content; and means for sending a content request when all content for the client application is consumed or has expired.

20 [0015] The present application further preferably provides a content provider for use in a mixed mode delivery system, the content provider characterized by: means for receiving a subscription message and a filter from a client application; storage means for storing the filter; communication means for sending a subscription identifier; means for applying
25 the filter to available content, thereby producing a content subset; means for waiting for receipt of a content request; and means for forwarding the content subset upon receipt of the content request.

BRIEF DESCRIPTION OF THE DRAWINGS

30 [0016] The present application will be better understood with reference to the drawings in which:

Figure 1 is a block diagram of a basic architecture for a dynamic content delivery system;

35 Figure 2 is a flow diagram showing message and content passing between a client application and a content provider for a content delivery framework over pull bearer;

Figure 3 is a flow diagram showing message and content passing between a client application and a content provider for a content delivery framework over pull bearer with a content delivery server managing subscriptions and catching content;

Figure 4 is a flow diagram showing message and content passing between a client application and a content provider for a content delivery framework over push bearer;

Figure 5 is a flow diagram showing message and content passing between a client application and a content provider for a content delivery framework over push bearer with a content delivery server managing subscriptions and catching content; and

Figure 6 is a block diagram of an exemplary mobile device that could be used in association with the present method and system.

DESCRIPTION OF PREFERRED EMBODIMENTS

[0017] Reference is now made to **Figure 1**. A generic hybrid system for delivering dynamic content to a client application is illustrated. A system of **Figure 1** is a simplified system and shows logical components that need to be in the dynamic content delivery architecture; however, one skilled in the art will appreciate that other components could exist or that various components could be grouped together.

[0018] Architecture **100** includes a content provider **110**. Content provider **110** is arranged to provide a dynamic content to users that are subscribed with content provider **110**. Examples can include, for example, a website selling books. A user may register with content provider **110** to obtain a list of newly released books within specified genres. Other examples could include news sites that might provide headlines to users on a periodic basis, traffic sites that might provide up-to-date traffic information to users during certain periods of the day. Stock market sites that could provide updated stock quotes or currency exchange rate to users, among others.

[0019] Depending on the bearers used, content provider **110** may register with a content delivery server **120** in order to allow clients of the content delivery server to receive content from content provider **110**. As will be appreciated, when using push bearers registration is required. When using pull bearers, registration is optional.

[0020] Content delivery server **120**, in one embodiment, includes a push proxy **122** that acts as a proxy for a client or a client application and provides a destination for content provider **110** to send content. The push proxy is used in push mode, but not in pull mode

5 [0021] Content delivery server 120 communicates over wireless network 130 with a content delivery client 140 that is located on a mobile device. Content delivery client 140 receives content that is being delivered from content provider 110 and can communicate the content with a client application 150, which ultimately consumes the content.

10 [0022] Within the present specification, reference to content provider 110, content delivery server 120, push proxy 122, wireless network 130, content delivery client 140 or client application 150 is a reference back to the architecture of Figure 1.

[0023] Depending on the infrastructure, various forms of mixed mode deliveries exist. These depend on whether the infrastructure is a push-based or a pull-based infrastructure.

15 [0024] Referring to Figure 2, Figure 2 illustrates a mixed mode delivery framework for delivery over pull bearers.

20 [0025] Client application 150, upon subscription to a content provider 110, sends a subscription message along with a filter in message 210. As will be appreciated by those skilled in the art, the filter sent in message 210 describes the type and format of the data that the client application 150 is expecting. Examples of filters could include stock quotes for specific companies. Further, the filter could go into more detail including an indication that the stock quote should only be sent when the change in the price of the stock is greater than 1% of its previously sent market value, when trading reaches a certain
25 volume, etc. A filter could also indicate a schedule for pushing content.

[0026] Message 210 is forwarded by content delivery client 140, through content delivery server 120, to content provider 110.

30 [0027] When content provider 110 receives message 210, it establishes a new subscription, extracts and applies the filter to available content in step 214.

[0028] In message 216, content provider 110 sends a subscription identifier along with any content that was available that met the filter criteria back to client application 150.

35

[0029] As will be appreciated by those skilled in the art, mixed mode delivery over pull bearers is synchronous. Message **216** therefore can include both the content and the subscription ID as a response message and could be, for example, an HTTP response.

5 [0030] Client application **150** subsequently consumes the content that was delivered in message **216**. The client application **150** can either immediately display the content to the end user, such as with dynamic wallpaper, news marquees, etc., or store the content until a user request it. A user has consumed the content when all videos delivered are watched, audio delivered is listened to, tasks from the delivery list of tasks completed,
10 etc.

[0031] Alternatively, content can expire. For example, weather forecasts, movie listings, stock quotes, etc. all have a time within which they are valid, after which the content has expired. If a client application has not consumed the content before it expires, the
15 content can be ignored by client application **150** after it has expired.

[0032] Once client application **150** has consumed the content or the content has expired, the client application **150** sends message **220** to content provider **110**. Message **220** includes a request for any further content, if available. The message further includes the
20 subscription identifier previously received by client application **150** and any rules that client application **150** wishes to apply to the content. As will be appreciated, no rule needs to be sent and the implementation and processing of rules is optional.

[0033] Rules are applied on top of the filter and are therefore applied to the content
25 subset that has previously been filtered by content provider **110**. Rules can indicate how the content is delivered, including the ordering, the maximum size of the content that can be received and the priority affecting content ordering and/or selection, the timing of the receipt of the content or other rules that would be known to those skilled in the art.

30 [0034] In the example of **Figure 2**, content provider **110** receives message **220** and finds that no content is available in step **224**. The client application **150** receives an empty response or a response indicating that there is no content available.

[0035] At a subsequent time, client application **150** can again attempt to pull content
35 through message **230** asking if further content is available, while sending a subscription identifier and rules for the content to content provider **110**. In step **234**, content provider

110 applies the filter and finds that content is available, at which point it generates a message 240 in which content is delivered back to client application 150. As will be appreciated by those skilled in the art, content provider 110 can also apply the rules that were passed to it in message 230. As will also be appreciated, message 240 does not
5 need to return a subscription identifier since client application 150 already knows its subscription identifier.

[0036] In one embodiment of the present application, content provider 110 could apply a filter to content as the content becomes available. As will be appreciated, matching
10 content with the subscription filter could be time consuming, and the benefit of the mixed mode delivery model is that a content subset based on the subscription filter could be prepared prior to a request from client application 150, thereby eliminating delay and user latency.

15 [0037] The mixed mode delivery of **Figure 2** is friendlier for mobile devices than a simple pull-based model since there is no need to pass a subscription filter over the air each time. Further, as indicated above, the use of the filter prior to a pull message being received could eliminate delays in user latency.

20 [0038] As will be further appreciated by those skilled in the art, the content delivery client 140 and content delivery server 120 are redundant in the model of **Figure 2** and client application 150 could communicate directly with content provider 110.

[0039] A further alternative embodiment is presented in **Figure 3**. **Figure 3** again
25 illustrates a mixed mode delivery over pull bearers. However, in the example of **Figure 3**, the content delivery server provides subscription management and content catching services, thereby removing these functions from the client application 150 and the content provider 110.

30 [0040] Referring to **Figure 3**, a client application 150 sends a subscription message 310 to content provider 110. The subscription message 310 includes a filter to indicate what content should be received from content provider 110. This message is passed through the content delivery client 140, the content delivery server 120 to content provider 110.

35 [0041] Upon receipt of the subscription message 310 by content provider 110, content provider 110 provides a subscription identifier to content delivery server 120.

[0042] Content provider **110** further applies a filter received in message **310** to content stored by content provider **110** and finds available content for delivery to client application **150**. This is performed in step **314**.

5

[0043] Alternatively, upon subscription, the response message is processed by the content delivery server **120** and the subscription information (for example, a match between the device identifier and the subscription identifier) is extracted and stored for future use. As will be appreciated, the subscription identifier is used by the content delivery server **120** to indicate to content provider **110** that content should be sent.. The above could be implemented by providing subscription identifiers in the header of the HTTP request or as a separate part of a multi-part message. The response stripped of the subscription identifier is returned to the client application **150**.

10 **[0044]** Content provider **110** generates a message **316** to deliver the content found in step **314**. The content delivery message **316** is forwarded through content delivery server **120** to client application **150**.

15 **[0045]** As will be further appreciated, content provider **110** could continue to apply the filter to various content and rather than, or in addition to, delivering content in step **316**, when further content is discovered for delivery to client application **150**, it can be sent in a message **318**.

20 **[0046]** Content delivery server **120** receives message **318** and caches the message until the content is requested by client application **150**.

25 **[0047]** Once client application **150** has consumed the content provided by message **316**, or the data in message **316** has expired, client application **150** can generate a new message **320** asking for more content and also providing rules for the content. Message **320** is passed to content delivery server **120**.

30 **[0048]** Content delivery server **120** receives message **320**, and applies the rules that were passed in message **320** if any rules are provided. Further, content delivery server **120** passes message **322**, which contains the content that was delivered in message **318** to client application **150**.

35

[0049] As will further be appreciated, content delivery message **322** does not necessarily contain all of the cached content from the content delivery server **120**. The rules may specify a certain size of cache content, or content delivery server **120** may have certain rules as to the amount of data that is passed to client application **150**, and only a portion
5 of the data may be passed while the remainder is kept in the cache of content delivery server **120** until a subsequent request is received from client application **150**.

[0050] Once all of the content is delivered from the cache of content delivery server **120**, content delivery server **120** can further generate a message **330** that includes the
10 subscription identifier that was previously passed to it. Content provider **110** receives message **330** and message **330** is used to trigger the application of the filter to available content to see whether there is more content available for delivery. Content provider **110** can thereafter generate messages **332** and **334** as illustrated in **Figure 3**.

15 [0051] Message **330** simplifies the procedure for content provider **110**. Content provider **110** does not have to constantly apply a filter content as it is generated or received, allowing the process to be more scalable for a larger number of subscribers and simplifying the process that needs to be performed by content provider **110**. Specifically, the filter does not need to be applied until message **330** is received from content delivery
20 server **120**.

[0052] Content delivery server **120** caches content delivery messages **332** and **334** until a message is received from client application **150** asking for more content.

25 [0053] The embodiment of **Figure 3** thereby provides for some of the processing and caching to be performed by content delivery server **120**, removing some of the burden from content provider **110**. The mixed mode model of **Figure 3** provides for a reduction in the network resources required by only sending a subscription message with a filter once to content server **120** and content provider **110**. Further, content is filtered prior to
30 be passed back to client application **150** and it is only delivered when client application **150** requests the content to be delivered. In the example of **Figure 3**, this is only when previous content has either been consumed or has expired.

[0054] Reference is now made to **Figure 4**. **Figure 4** provides the framework for a mixed
35 mode delivery system over a push bearer.

[0055] Client application 150 sends a subscription message 410, which includes a filter, to content provider 110. The content provider upon receipt of the message 410, registers the subscription and returns a subscription ID in message 412.

5 [0056] In step 414, the filter is applied to available content and content provider 110 pushes a matching content subset to client application 150 in message 420.

[0057] Client application 150 consumes content or the content expires as described above, and once the content is consumed or expired, client application 150 generates a
10 message 430 requesting further content from content provider 110. Message 430 includes the subscription identifier along with any rules that the client application may wish to be applied to a content subset.

[0058] In the example of Figure 4, content provider 110 receives message 430 and
15 applies the filter, finding that no content is available. However, when the message is received, a flag is added to content provider 110 indicating client application 150 desires more content. Thereafter, when further content does become available, it should be pushed to client application 150.

20 [0059] As further illustrated in Figure 4, when new content arrives at content provider 110, a filter is applied and content is found to be available. Subsequently, content provider 110 generates message 440, which is pushed to client application 150.

[0060] As compared with traditional push based models, the mixed mode delivery model
25 illustrated in Figure 4 is more efficient. Information is delivered to client application 150 only when the client application 150 and the mobile device are ready to consume the information. The delivery event is directly triggered by the application, and there is therefore no need for complex event or timer management frameworks. Further, the client application could optionally also specify a push schedule in the delivery rules found
30 in message 430. This could therefore result in a combination of mixed mode and push mode behaviors.

[0061] In an alternative embodiment as illustrated in Figure 5, content delivery server 120 provides subscription management and content caching functionality.

[0062] Referring to **Figure 5**, client application **150** sends subscription message **410** including a filter to content provider **110** through content delivery server **120**.

5 [0063] Content provider **110** generates a subscription identifier and sends this to content delivery server **120**. Further, the filter that was received in message **510** is applied to available content and a content delivery message **520** is generated by content provider **110** and sent to client application **150**.

10 [0064] Client application **150** consumes the content delivered through a message **520** and once the content is consumed or expired, client application **150** generates a message **530** asking for further available content and optionally passing rules. Message **530** is sent to content delivery server **120**, which receives the content and registers that client application **150** wishes to receive more information.

15 [0065] In the example of **Figure 5**, no content is stored in the cache on content delivery server **120** at the time it receives message **530** and therefore nothing is sent back to client application **150**.

20 [0066] When content provider **110** receives further content and applies the filter to this content, once applicable content is found this applicable content is pushed to content delivery server **120** using message **540**. Content delivery server **120** caches this content, and in the case of **Figure 5** when client application **150** has previously registered demand for new content, the rules are applied in step **542** and the content is delivered in message **544**. Conversely, if no demand has been registered, then content delivery server **120** will
25 cache content, as illustrated by content received from messages **550** and **552**. As will be appreciated from the above, an additional benefit of mixed mode over push bearer involves saving the delivery of expired content, or replacing not yet delivered content. If content that is cached on content delivery server **120** and waiting for client application **150** to trigger a push expires or is replaced with more up-to date content, the content
30 delivery server **120** can drop the expired content. This saves network resources and user payments for wireless delivery of content that user did not or could not consume.

[0067] A similar benefit also exists for the model of **Figure 4**, where content waiting on the content provider **110** but yet pushed can be replaced before it is pushed if the content
35 has expired or been replaced. Again, the trigger by the client application **150** saves the sending of content that the user cannot consume.

5 **[0068]** In the example of Figure 5, client application consumes content from content delivery message **544** and once the content has either been consumed or has expired a new message **560** is generated which is sent to content delivery server **120**.

[0069] Content delivery server **120** applies rules to any content that is stored in its cache and subsequently delivers the content in message **570** to client application **150**.

10 **[0070]** The above mixed delivery mode over push bearers thereby provides certain advantages. Functionality is moved from content provider **110** to content delivery server **120**. Further, data is only passed to client application **150** when client application **150** is ready for this data.

15 **[0071]** As will be appreciated by those skilled in the art, the mixed mode delivery model requires that content provider **110** be adapted to store filters for client applications **150** and to apply those filters to available content. However, filtering can be done periodically rather than only when a message with filters is received from client application **150**.

20 **[0072]** Content provider **110** is further required to implement a flag for the embodiment of **Figure 4** in which the content is cached on content provider **110** until client application **150** is ready for it. This functionality is moved to the content delivery server **120** in the embodiment of **Figure 5**.

25 **[0073]** As will be appreciated by those skilled in the art, the above can be implemented on any mobile data device and reference is now made to **Figure 6** in which an exemplary mobile device is illustrated. This is not meant to limit the present application and any mobile data device could be used.

30 **[0074]** **Figure 6** is a block diagram illustrating a mobile device apt to be used with preferred embodiments of the apparatus and method of the present application. Mobile device **2200** is preferably a two-way wireless communication device having at least voice and data communication capabilities. Mobile device **2200** preferably has the capability to communicate with other computer systems on the Internet. Depending on the exact
35 functionality provided, the mobile device may be referred to as a data messaging device,

a two-way pager, a wireless e-mail device, a cellular telephone with data messaging capabilities, a wireless Internet appliance, or a data communication device, as examples.

[0075] Where mobile device **2200** is enabled for two-way communication, it will
5 incorporate a communication subsystem **2211**, including both a receiver **2212** and a transmitter **2214**, as well as associated components such as one or more, preferably embedded or internal, antenna elements **2216** and **2218**, local oscillators (LOs) **2213**, and a processing module such as a digital signal processor (DSP) **2220**. As will be
10 apparent to those skilled in the field of communications, the particular design of the communication subsystem **2211** will be dependent upon the communication network in which the device is intended to operate.

[0076] Network access requirements will also vary depending upon the type of network **2219**. In some CDMA networks network access is associated with a subscriber or user of
15 mobile device **2200**. A CDMA mobile device may require a removable user identity module (RUIM) or a subscriber identity module (SIM) card in order to operate on a CDMA network. The SIM/RUIM interface **2244** is normally similar to a card-slot into which a SIM/RUIM card can be inserted and ejected like a diskette or PCMCIA card. The SIM/RUIM card can have approximately 64K of memory and hold many key configuration
20 **2251**, and other information **2253** such as identification, and subscriber related information.

[0077] When required network registration or activation procedures have been completed, mobile device **2200** may send and receive communication signals over the
25 network **2219**. As illustrated in **Figure 6**, network **2219** can consist of multiple base stations communicating with the mobile device. For example, in a hybrid CDMA 1x EVDO system, a CDMA base station and an EVDO base station communicate with the mobile device and the mobile device is connected to both simultaneously. The EVDO and CDMA 1x base stations use different paging slots to communicate with the mobile
30 device.

[0078] Signals received by antenna **2216** through communication network **2219** are input to receiver **2212**, which may perform such common receiver functions as signal amplification, frequency down conversion, filtering, channel selection and the like, and in
35 the example system shown in **Figure 6**, analog to digital (A/D) conversion. A/D conversion of a received signal allows more complex communication functions such as

demodulation and decoding to be performed in the DSP **2220**. In a similar manner, signals to be transmitted are processed, including modulation and encoding for example, by DSP **2220** and input to transmitter **2214** for digital to analog conversion, frequency up conversion, filtering, amplification and transmission over the communication network **2219** via antenna **2218**. DSP **2220** not only processes communication signals, but also provides for receiver and transmitter control. For example, the gains applied to communication signals in receiver **2212** and transmitter **2214** may be adaptively controlled through automatic gain control algorithms implemented in DSP **2220**.

[0079] Mobile device **2200** preferably includes a microprocessor **2238** which controls the overall operation of the device. Communication functions, including at least data and voice communications, are performed through communication subsystem **2211**. Microprocessor **2238** also interacts with further device subsystems such as the display **2222**, flash memory **2224**, random access memory (RAM) **2226**, auxiliary input/output (I/O) subsystems **2228**, serial port **2230**, two or more keyboards or keypads **2232**, speaker **2234**, microphone **2236**, other communication subsystem **2240** such as a short-range communications subsystem and any other device subsystems generally designated as **2242**. Serial port **2230** could include a USB port or other port known to those in the art.

20

[0080] Some of the subsystems shown in **Figure 6** perform communication-related functions, whereas other subsystems may provide "resident" or on-device functions. Notably, some subsystems, such as keyboard **2232** and display **2222**, for example, may be used for both communication-related functions, such as entering a text message for transmission over a communication network, and device-resident functions such as a calculator or task list.

25

[0081] Operating system software used by the microprocessor **2238** is preferably stored in a persistent store such as flash memory **2224**, which may instead be a read-only memory (ROM) or similar storage element (not shown). Those skilled in the art will appreciate that the operating system, specific device applications, or parts thereof, may be temporarily loaded into a volatile memory such as RAM **2226**. Received communication signals may also be stored in RAM **2226**.

30

[0082] As shown, flash memory **2224** can be segregated into different areas for both computer programs **2258** and program data storage **2250**, **2252**, **2254** and **2256**. These

35

different storage types indicate that each program can allocate a portion of flash memory **2224** for their own data storage requirements. Microprocessor **2238**, in addition to its operating system functions, preferably enables execution of software applications on the mobile device. A predetermined set of applications that control basic operations,
5 including at least data and voice communication applications for example, will normally be installed on mobile device **2200** during manufacturing. Other applications could be installed subsequently or dynamically.

[0083] A preferred software application may be a personal information manager (PIM)
10 application having the ability to organize and manage data items relating to the user of the mobile device such as, but not limited to, e-mail, calendar events, voice mails, appointments, and task items. Naturally, one or more memory stores would be available on the mobile device to facilitate storage of PIM data items. Such PIM application would preferably have the ability to send and receive data items, via the wireless network **2219**.
15 In a preferred embodiment, the PIM data items are seamlessly integrated, synchronized and updated, via the wireless network **2219**, with the mobile device user's corresponding data items stored or associated with a host computer system. Further applications may also be loaded onto the mobile device **2200** through the network **2219**, an auxiliary I/O subsystem **2228**, serial port **2230**, short-range communications subsystem **2240** or any
20 other suitable subsystem **2242**, and installed by a user in the RAM **2226** or preferably a non-volatile store (not shown) for execution by the microprocessor **2238**. Such flexibility in application installation increases the functionality of the device and may provide enhanced on-device functions, communication-related functions, or both. For example, secure communication applications may enable electronic commerce functions and other
25 such financial transactions to be performed using the mobile device **2200**.

[0084] In a data communication mode, a received signal such as a text message or web page download will be processed by the communication subsystem **2211** and input to the microprocessor **2238**, which preferably further processes the received signal for output to
30 the display **2222**, or alternatively to an auxiliary I/O device **2228**. A push client **2260**, which could be equivalent to push clients **140** and **510**, could also process the input.

[0085] A user of mobile device **2200** may also compose data items such as email messages for example, using the keyboard **2232**, which is preferably a complete
35 alphanumeric keyboard or telephone-type keypad, in conjunction with the display **2222**

and possibly an auxiliary I/O device **2228**. Such composed items may then be transmitted over a communication network through the communication subsystem **2211**.

[0086] For voice communications, overall operation of mobile device **2200** is similar,
5 except that received signals would preferably be output to a speaker **2234** and signals for transmission would be generated by a microphone **2236**. Alternative voice or audio I/O subsystems, such as a voice message recording subsystem, may also be implemented on mobile device **2200**. Although voice or audio signal output is preferably accomplished primarily through the speaker **2234**, display **2242** may also be used to provide an
10 indication of the identity of a calling party, the duration of a voice call, or other voice call related information for example.

[0087] Serial port **2230** in **Figure 6**, would normally be implemented in a personal digital assistant (PDA)-type mobile device for which synchronization with a user's desktop
15 computer (not shown) may be desirable, but is an optional device component. Such a port **2230** would enable a user to set preferences through an external device or software application and would extend the capabilities of mobile device **2200** by providing for information or software downloads to mobile device **2200** other than through a wireless communication network. The alternate download path may for example be used to load
20 an encryption key onto the device through a direct and thus reliable and trusted connection to thereby enable secure device communication. As will be appreciated by those skilled in the art, serial port **2230** can further be used to connect the mobile device to a computer to act as a modem.

[0088] Other communications subsystems **2240**, such as a short-range communications subsystem, is a further optional component which may provide for communication
25 between mobile device **2200** and different systems or devices, which need not necessarily be similar devices. For example, the subsystem **2240** may include an infrared device and associated circuits and components or a Bluetooth™ communication
30 module to provide for communication with similarly enabled systems and devices.

[0089] The embodiments described herein are examples of structures, systems or methods having elements corresponding to elements of the techniques of this application. This written description may enable those skilled in the art to make and use embodiments
35 having alternative elements that likewise correspond to the elements of the techniques of this application. The intended scope of the techniques of this application thus includes

other structures, systems or methods that do not differ from the techniques of this application as described herein, and further includes other structures, systems or methods with insubstantial differences from the techniques of this application as described herein.

Claims:

1. A method performed by a delivery server, comprising:

receiving, at the delivery server, a first subscription message from a
delivery client on a mobile device, the first subscription message including a
5 subscription filter that specifies content of interest for a content-consuming
application on the mobile device;

sending to a content provider server after the receiving, a second
subscription message which is different from the first subscription message, the
second subscription message including the subscription filter for establishing a
10 subscription to the content of interest on behalf of the content-consuming
application; and

receiving, at the delivery server after the sending, a message from the
content provider server that includes the content of interest and an identifier that
identifies the subscription.
15
2. The method of claim 1 further comprising:

receiving, at the delivery server, a rule specifying how the content of
interest is to be delivered to the delivery client; and

delivering a subset of the content of interest to the delivery client
20 according to the rule.
3. The method of claim 2 wherein the rule specifies a priority for an ordering
of the content of interest to be delivered to the delivery client.

4. The method of claim 2 wherein the rule specifies a size for the content of interest.
- 5 5. The method of claim 4 wherein delivering comprises:
- sending a first portion of the content of interest that is less than or equal to the size specified by the rule; and
- caching a second portion of the content of interest, the first and second portions being an entirety of the content of interest.
- 10
6. The method of claim 5 wherein delivering further comprises:
- receiving, at the delivery server after sending the first portion, a request for the second portion.
- 15 7. The method of claim 2 wherein the rule specifies timing for delivery of the content of interest.
8. A computing device comprising:
- a processor executing a delivery server which is configured for:
- 20 receiving a first subscription message from a delivery client on a mobile device, the first subscription message including a subscription filter that specifies content of interest for a content-consuming application on the mobile device;

sending to a content provider server after the receiving, a second subscription message which is different from the first subscription message, the second subscription message including the subscription filter for establishing a subscription to the content of interest on behalf of the content-consuming application; and

receiving, after the sending, a message from the content provider server that includes the content of interest and an identifier that identifies the subscription.

9. The computing device of claim 8 wherein the delivery server is further configured for:

receiving a rule specifying how the content of interest is to be delivered to the delivery client; and

delivering a subset of the content of interest to the delivery client according to the rule.

10. The computing device of claim 9 wherein the rule specifies a priority for an ordering of the content of interest to be delivered to the delivery client.

11. The computing device of claim 9 wherein the rule specifies a size for the content of interest.

12. The computing device of claim 11 wherein delivering comprises:

sending a first portion of the content of interest that is less than or equal to the size specified by the rule; and

caching a second portion of the content of interest, the first and second portions being an entirety of the content of interest.

5

13. The computing device of claim 12 wherein delivering further comprises: receiving, after sending the first portion, a request for the second portion.

14. The computing device of claim 9 wherein the rule specifies timing for delivery of the content of interest.

10

15. A method performed by a delivery client on a mobile device, comprising: sending a first message from the delivery client to a delivery server, the first message including a subscription filter that specifies content of interest for a content-consuming application on the mobile device; and

15

receiving, after the sending, a second message at the delivery client from a content-consuming application on the mobile device, the second message being different from the first message and including the subscription filter and an identifier that identifies a subscription associated with the subscription filter.

20

16. The method of claim 15 further comprising: communicating, to the delivery server, a rule specifying how the content of interest is to be delivered to the delivery client; and

receiving the content of interest at the delivery client according to the rule.

17. A mobile device comprising:

a processor executing a delivery client configured for:

5 sending a first message to a delivery server, the first message including a subscription filter that specifies content of interest for a content-consuming application on the mobile device; and

receiving, after the sending, a second message from a content-consuming application on the mobile device, the second message being different from the
10 first message and including the subscription filter and an identifier that identifies a subscription associated with the subscription filter.

18. The mobile device of claim 17 wherein the delivery client is further configured for:

15 communicating, to the delivery server, a rule specifying how the content of interest is to be delivered to the delivery client; and

receiving the content of interest at the delivery client according to the rule.

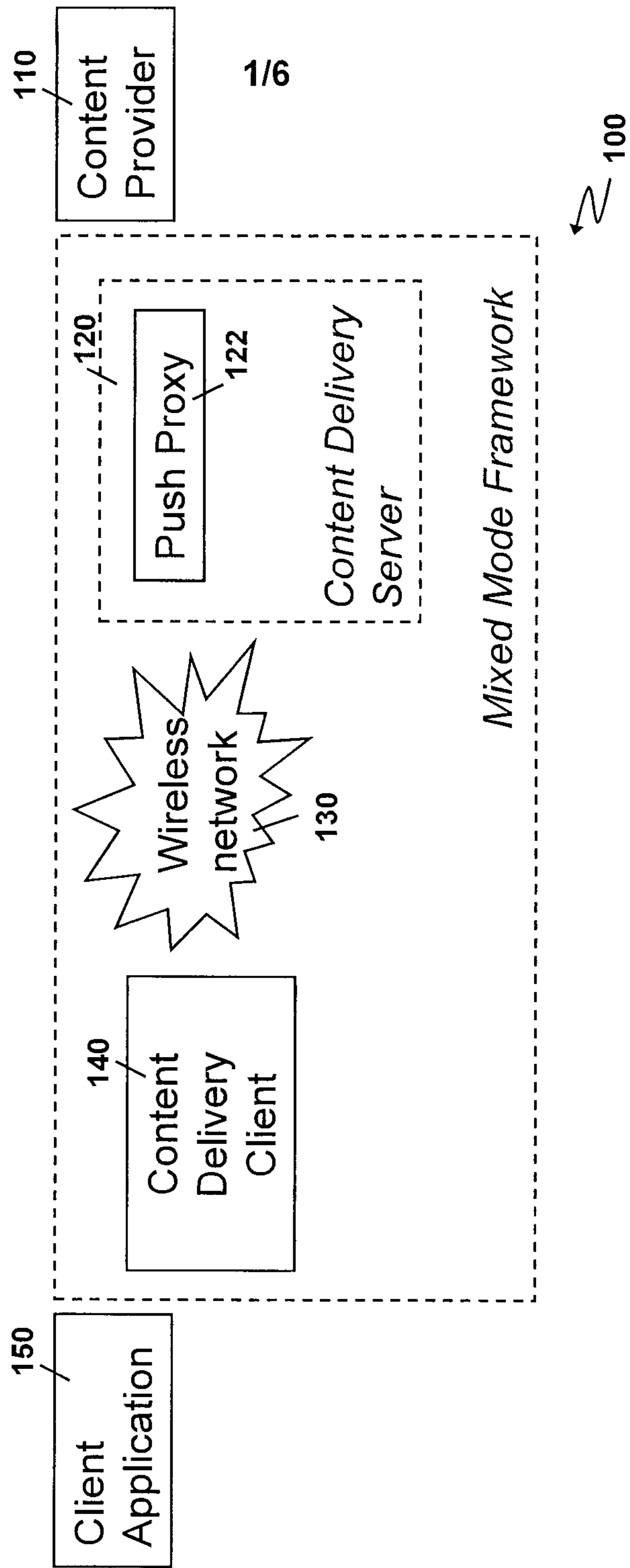


FIG. 1

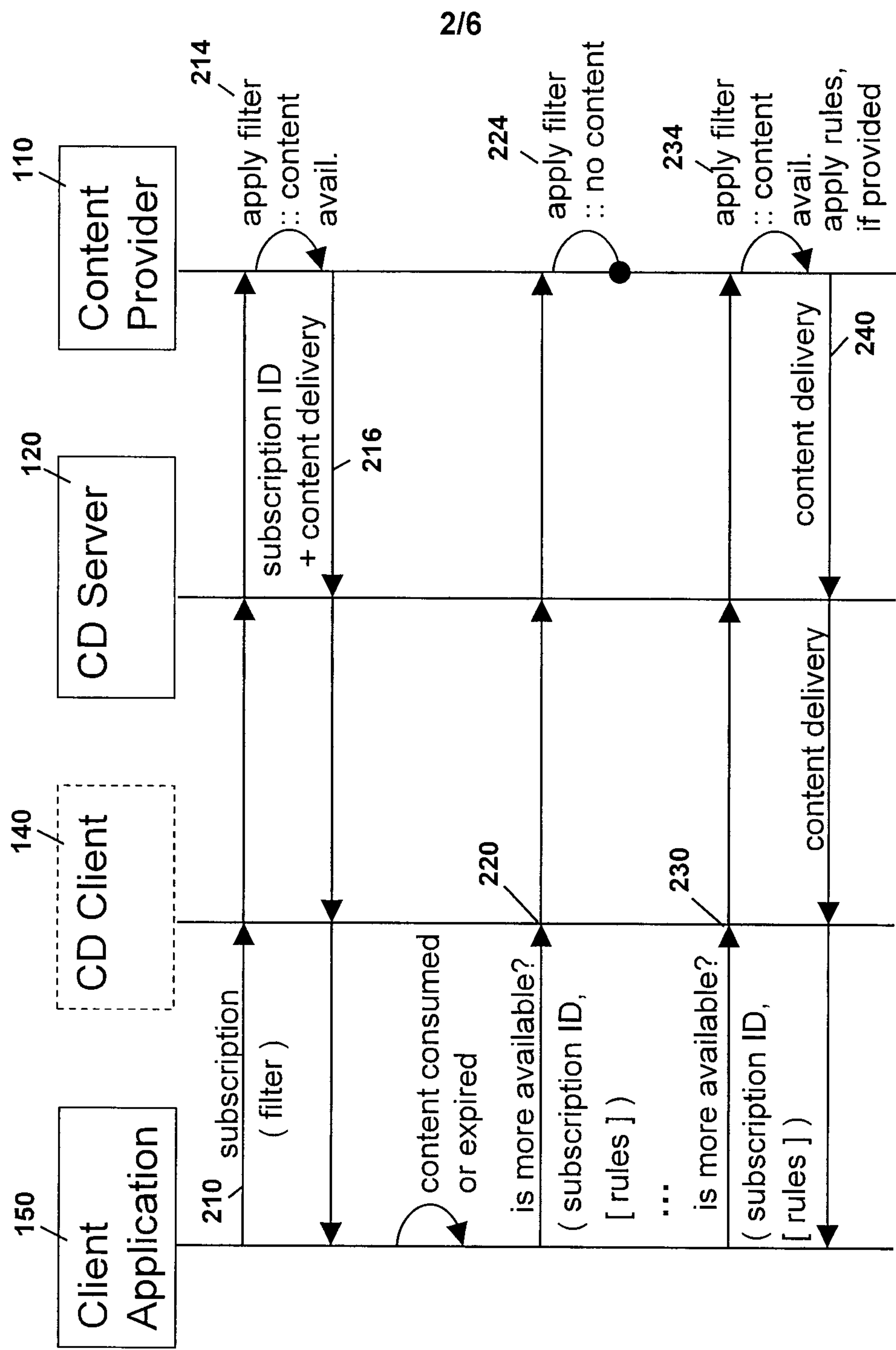


FIG. 2

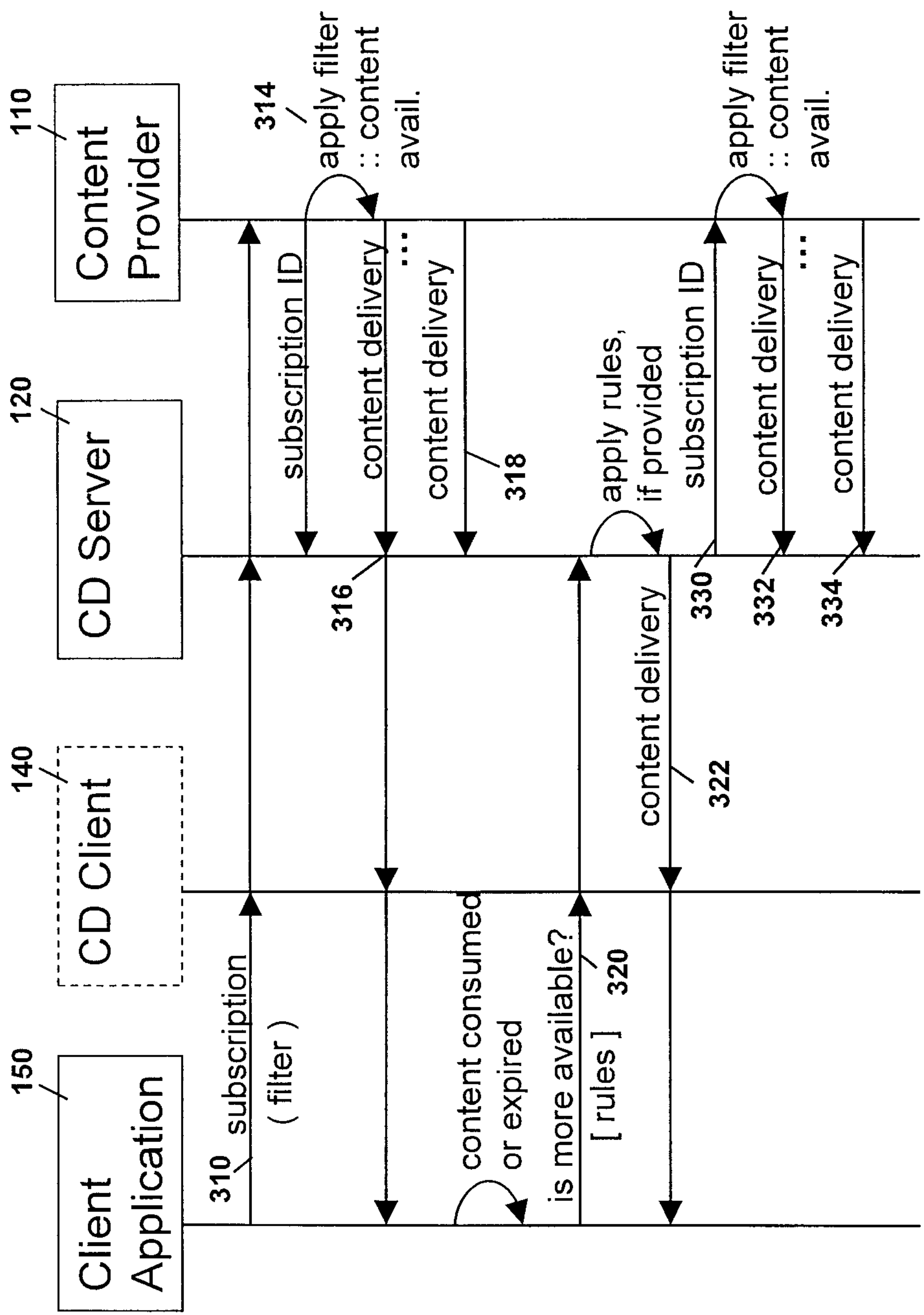


FIG. 3

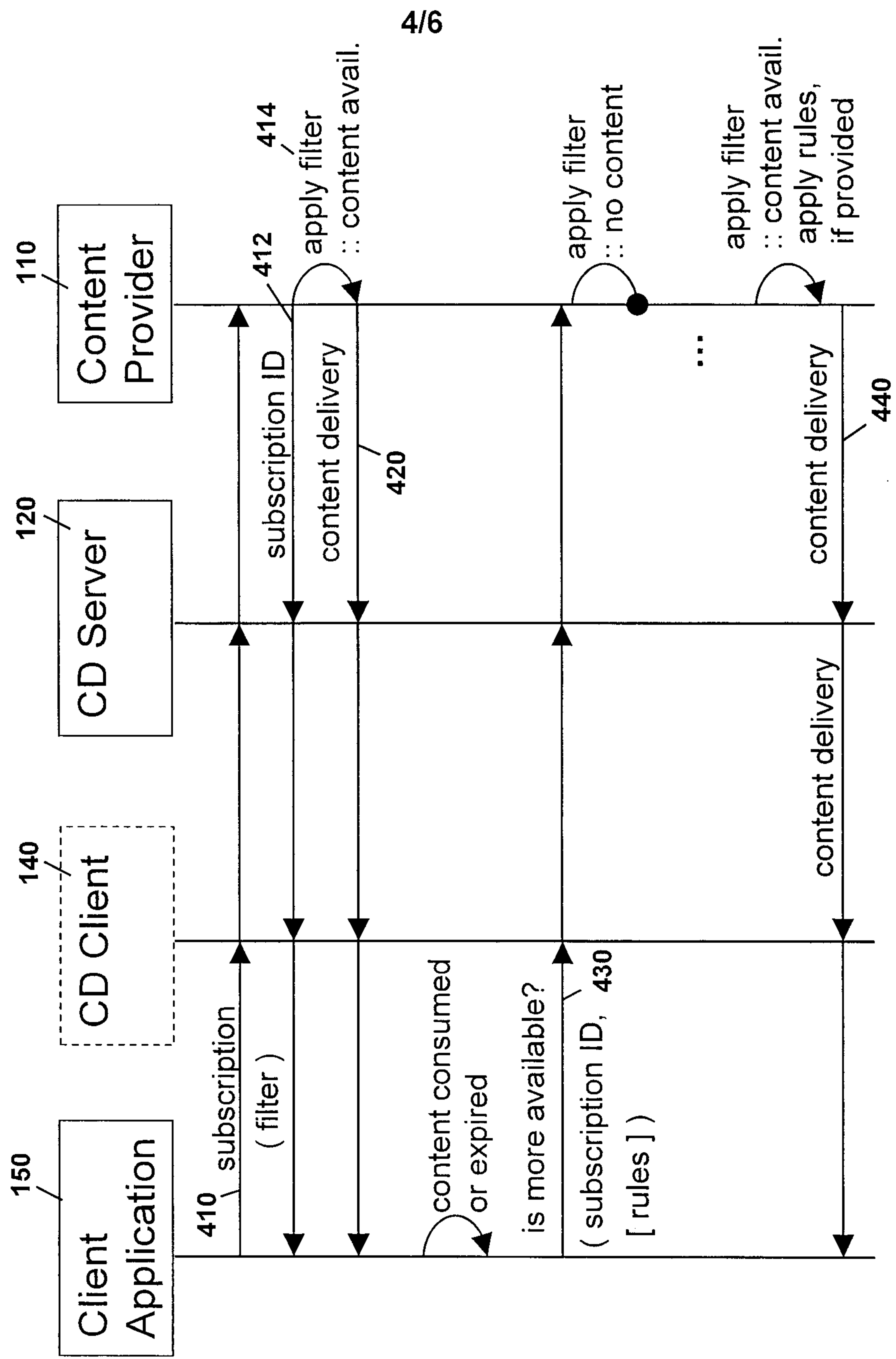
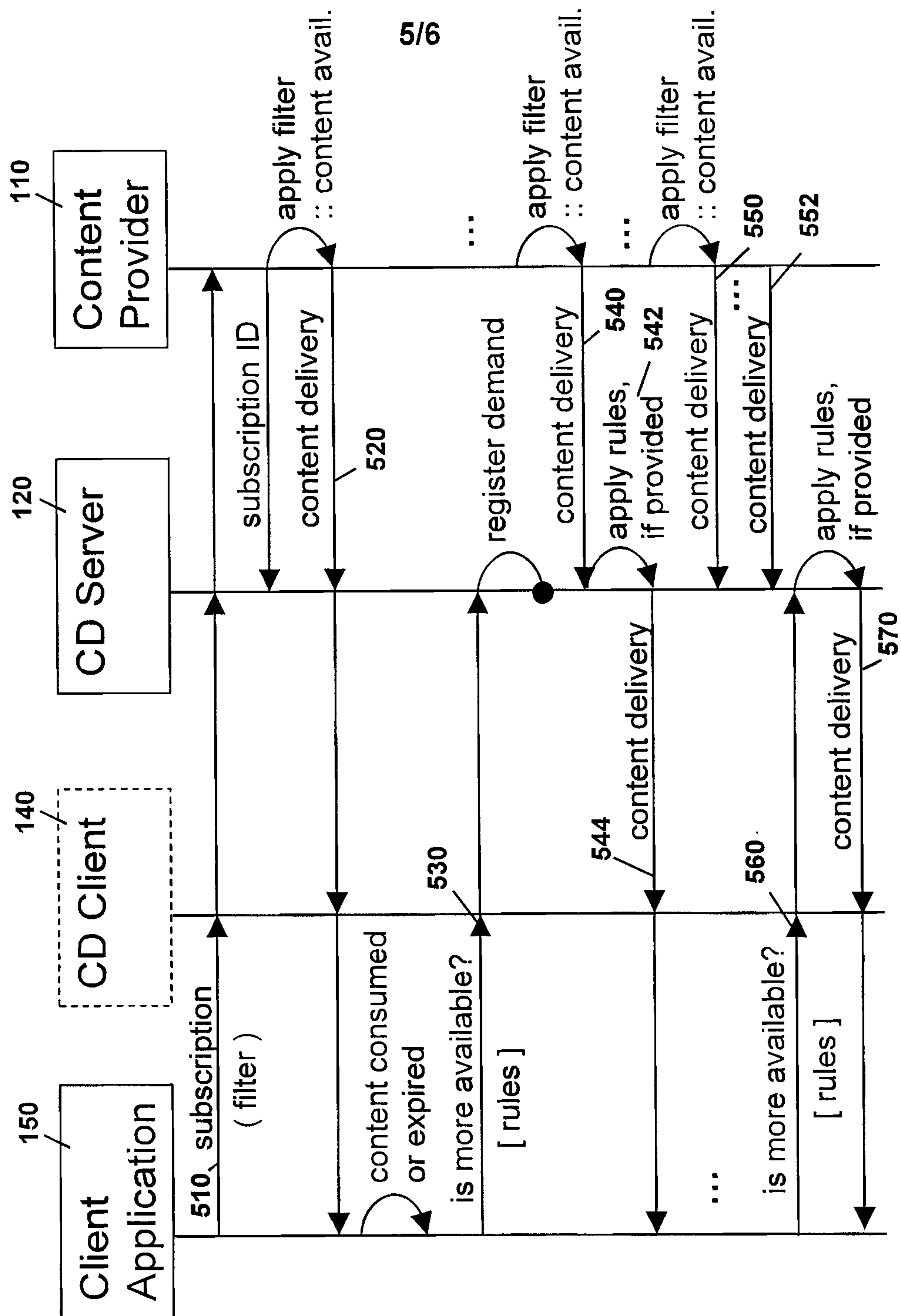


FIG. 4

**FIG. 5**

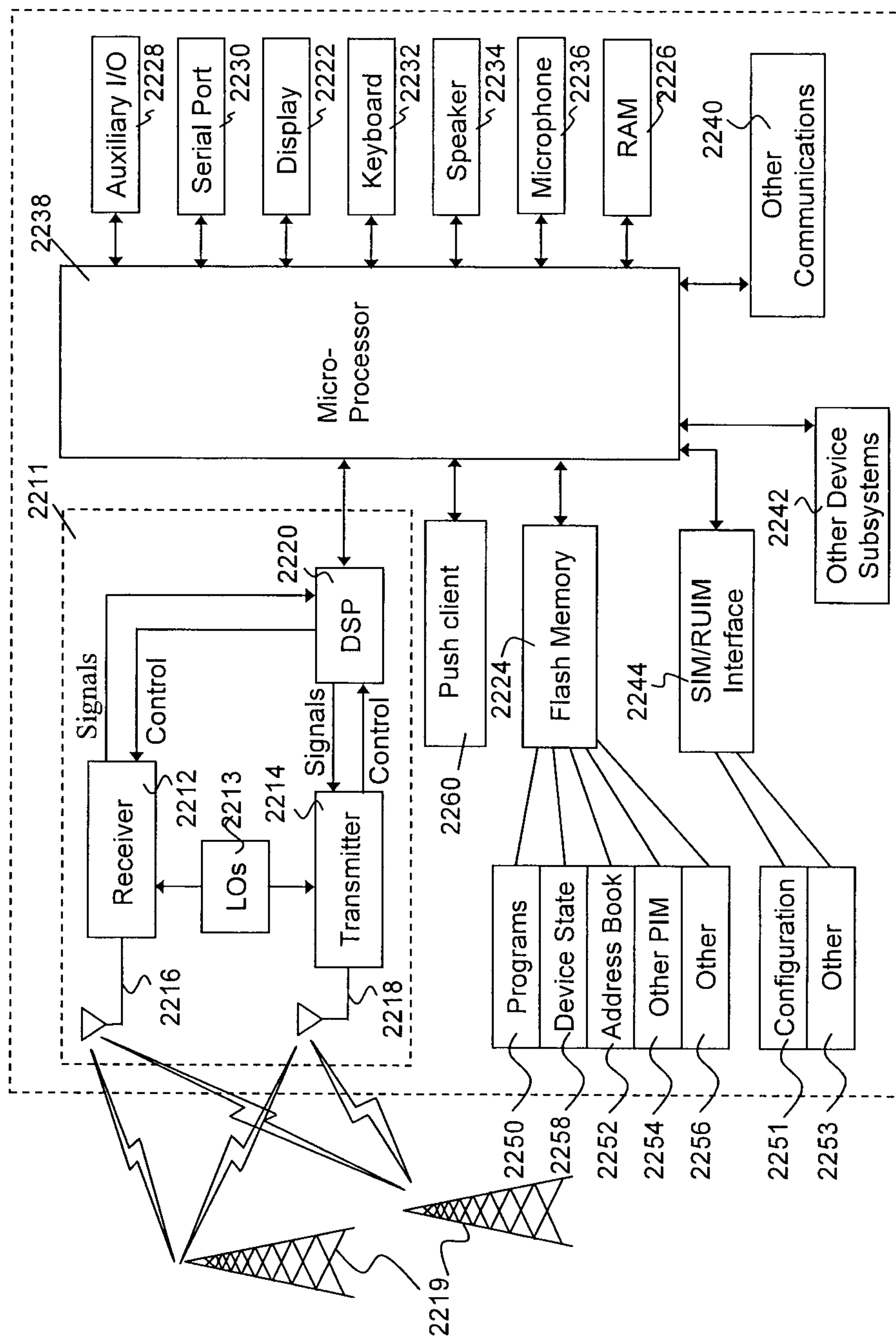


FIG. 6

