



US00D475830S

(12) **United States Design Patent** (10) **Patent No.:** **US D475,830 S**
Edwards (45) **Date of Patent:** **** *Jun. 10, 2003**

(54) **FURNITURE SLIDE**

5,984,360 A 11/1999 Edwards et al.
6,206,424 B1 3/2001 Edwards et al.
6,405,982 B2 * 6/2002 Ferencz 248/188.9

(76) **Inventor:** **Donald V. Edwards**, 28 Government Rd., Irwin, PA (US) 15642

* cited by examiner

(*) **Notice:** This patent is subject to a terminal disclaimer.

Primary Examiner—Cynthia E. Ramirez
(74) *Attorney, Agent, or Firm*—Carothers & Carothers

(**) **Term:** **14 Years**

(57) **CLAIM**

(21) **Appl. No.:** **29/154,482**

The ornamental design for a furniture slide, as shown and described.

(22) **Filed:** **Jan. 22, 2002**

(51) **LOC (7) Cl.** **12-05**

(52) **U.S. Cl.** **D34/28**

(58) **Field of Search** D34/28; 16/42 R; 248/346.11, 188.9, 346.04, 346.03

DESCRIPTION


FIG. 1 is a top plan view of the furniture slide showing my new design;
FIG. 2 is a view in right side elevation of the furniture slide shown in FIG. 1;
FIG. 3 is a bottom plan view of the furniture slide shown in FIG. 1;
FIG. 4 is a view in left side elevation of the furniture slide shown in FIG. 1;
FIG. 5 is a front view of the furniture slide shown in FIG.1; and,
FIG. 6 is a rear view of the furniture slide shown in FIG. 1.

(56) **References Cited**

U.S. PATENT DOCUMENTS

4,332,052	A	*	6/1982	Remington	16/42 R
5,057,356	A	*	10/1991	Smith	16/42 R
5,081,740	A	*	1/1992	Smith	16/42 R
5,426,818	A	*	6/1995	Bushey	16/42 R
5,681,416	A	*	10/1997	Neumann et al.	16/42 R
5,802,669	A	*	9/1998	Wurdack	16/42 R

1 Claim, 1 Drawing Sheet






FIG. 1




FIG. 2

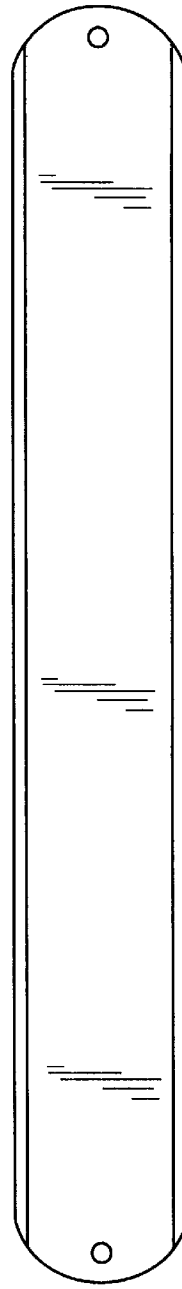


FIG. 3



FIG. 4



FIG. 5



FIG. 6