

[54] CASSEROLE

[75] Inventor: Franklin E. Schrage, Monroe, Conn.

[73] Assignee: Union Carbide Corporation, Danbury, Conn.

[**] Term: 14 Years

[21] Appl. No.: 482,937

[22] Filed: Apr. 7, 1983

[52] U.S. Cl. D7/354; D7/360

[58] Field of Search D7/354, 360, 21, 28, D7/23, 36; D9/425, 428, 429; D99/426, 425, 428; 219/10.55 E; 220/4 B, 4 E, 366

[56] References Cited

U.S. PATENT DOCUMENTS

- D. 133,369 8/1942 Chaplin D9/429
- D. 194,277 12/1962 Curtis D7/21
- D. 206,687 1/1967 Peace D9/425
- D. 226,775 4/1973 Jones D9/425 X

- D. 235,497 6/1975 Cyren D7/360 X
- 313,092 3/1885 Mayes D7/354 X
- 3,545,645 12/1970 Smith D7/23 X
- 3,958,504 5/1976 Levin 99/426

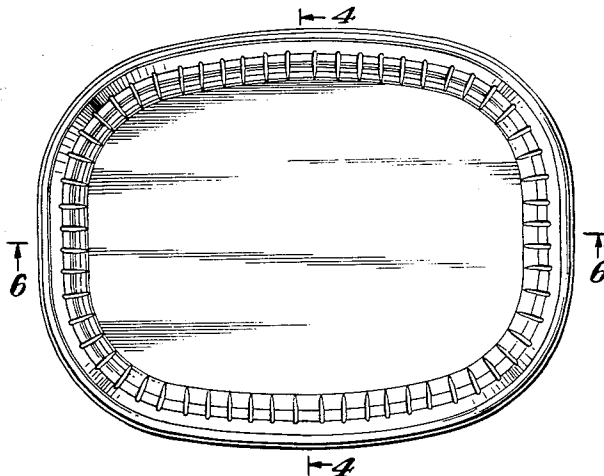
Primary Examiner—Bernard Ansher
Assistant Examiner—Linda Titolo
Attorney, Agent, or Firm—Dale Lynn Carlson

[57] CLAIM

The ornamental design for a casserole, as shown and described.

DESCRIPTION

FIG. 1 is a top plan view of a casserole showing my new design;
FIG. 2 is a bottom plan view thereof;
FIG. 3 is a side elevational view thereof;
FIG. 4 is a cross sectional view thereof taken on line 4—4 of FIG. 1;
FIG. 5 is a front elevational view thereof; and
FIG. 6 is a cross sectional view thereof taken on line 6—6 of FIG. 1.



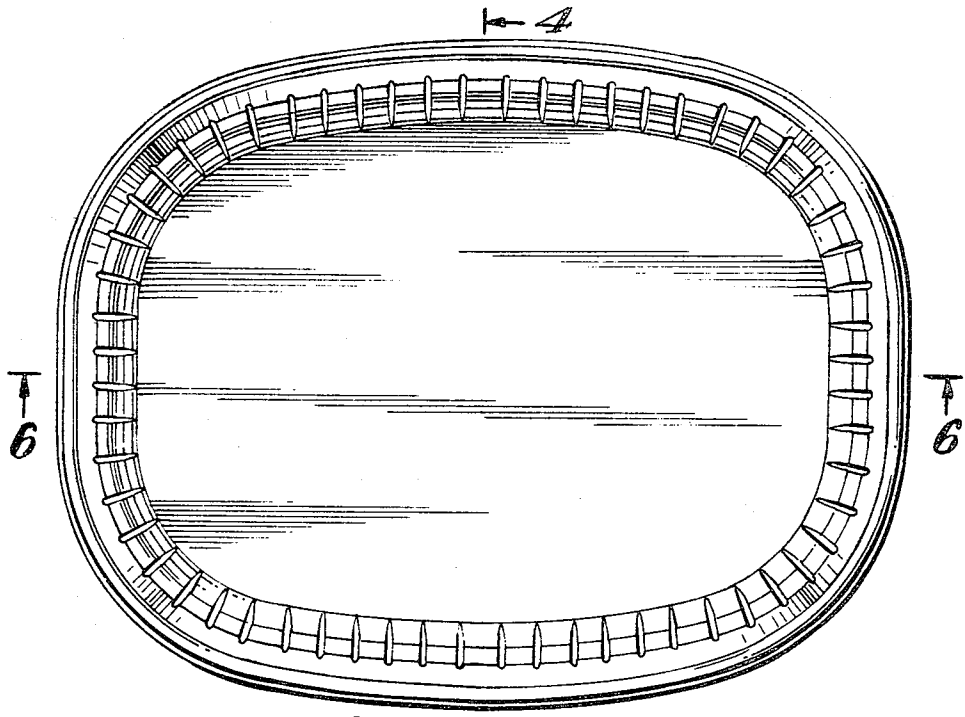


FIG. 1 4

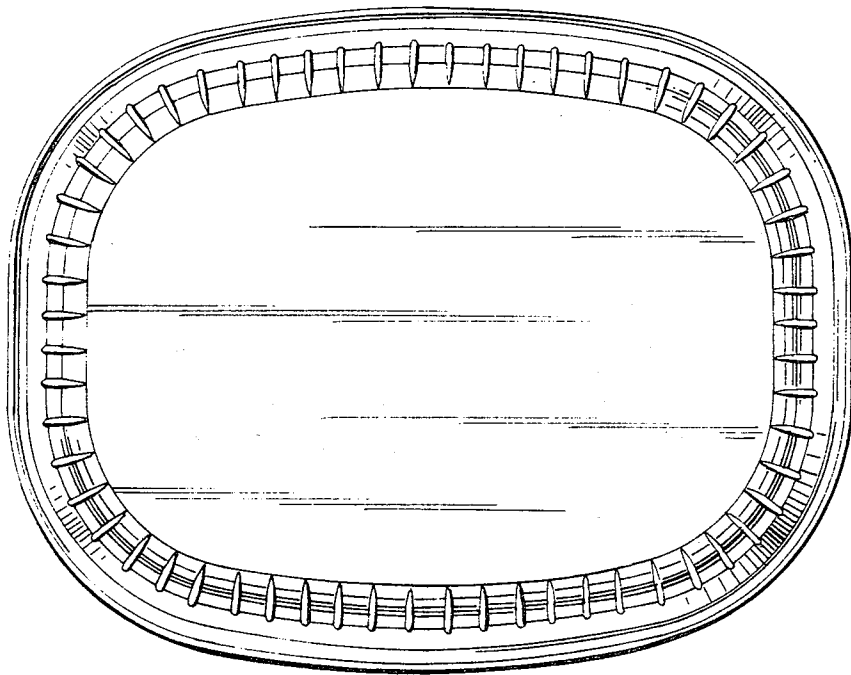


FIG. 2

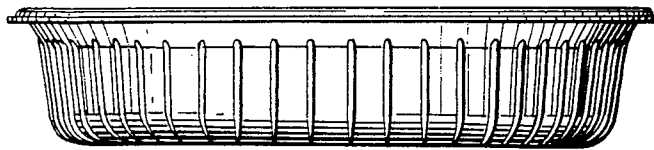


FIG. 3

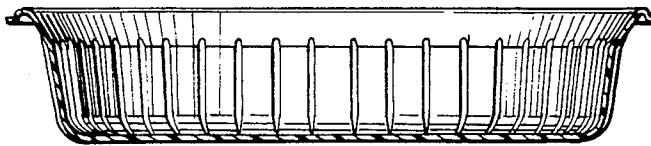


FIG. 4




FIG. 5




FIG. 6