



US00D679397S

(12) **United States Design Patent**
Packard et al.

(10) **Patent No.:** **US D679,397 S**
(45) **Date of Patent:** **** Apr. 2, 2013**

(54) **SCALPEL**

(75) Inventors: **Richard Packard**, Bracknell (GB);
Simon Checkley, Birmingham (GB);
Ian Hutchinson, Chinnor (GB)

(73) Assignees: **Core Surgical Limited**, Thame,
Oxfordshire (GB); **E-Medix Limited**,
Bordesley, Birmingham (GB); **Richard**
Packard, Bracknell, Berkshire (GB)

(**) Term: **14 Years**

(21) Appl. No.: **29/377,834**

(22) Filed: **Oct. 26, 2010**

(30) **Foreign Application Priority Data**

Apr. 26, 2010 (EM) 001211601

(51) **LOC (9) Cl.** **24-02**

(52) **U.S. Cl.** **D24/146**

(58) **Field of Classification Search** D24/146,
D24/147; D8/20, 98; D11/90; 606/4, 5,
606/6, 166, 167, 161, 107, 183; 30/348,
30/346, 353, 294, 346.55, 346.56

See application file for complete search history.

(56) **References Cited**

U.S. PATENT DOCUMENTS

5,217,476 A * 6/1993 Wishinsky 606/167
5,258,002 A * 11/1993 Jeffers et al. 606/167
5,352,233 A * 10/1994 Anis 606/167

D370,532 S * 6/1996 Epstein et al. D24/146
5,713,915 A * 2/1998 Van Heugten et al. 606/167
D405,178 S * 2/1999 Dykes D24/146
6,056,764 A * 5/2000 Smith 606/167
6,099,543 A * 8/2000 Smith 606/167
6,139,559 A * 10/2000 Nordan et al. 606/166
RE37,304 E * 7/2001 Van Heugten et al. 606/167
6,554,840 B2 * 4/2003 Matsutani et al. 606/107
D535,747 S * 1/2007 Isogimi D24/146
7,465,310 B2 * 12/2008 Isogimi 606/167
7,648,516 B2 * 1/2010 Matsutani et al. 606/167
D642,682 S * 8/2011 Chaudhary et al. D24/147
8,080,028 B2 * 12/2011 Cagle 606/167

* cited by examiner

Primary Examiner — Ian Simmons

Assistant Examiner — Carissa C Fitts

(74) *Attorney, Agent, or Firm* — Ice Miller LLP

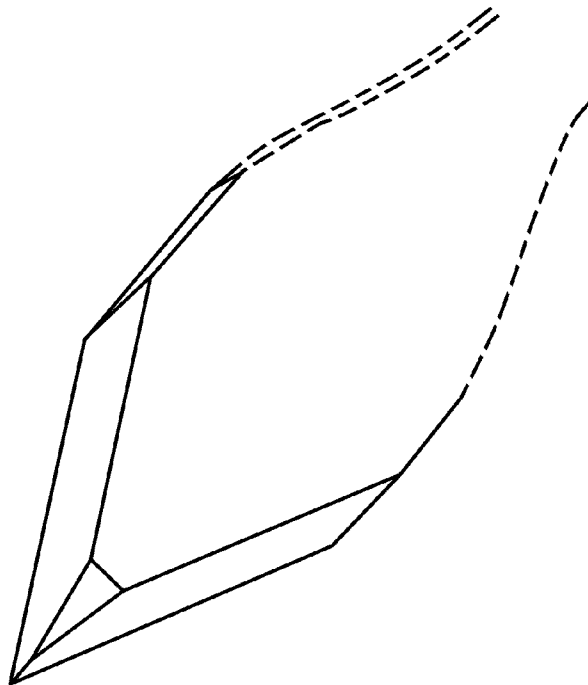
(57) **CLAIM**

The ornamental design for a scalpel, as shown and described.

DESCRIPTION

FIG. 1 is a top view of a scalpel;
FIG. 2 is a bottom view of a scalpel;
FIG. 3 is a first side view of a scalpel;
FIG. 4 is a second side view of a scalpel;
FIG. 5 is a rear view of a scalpel;
FIG. 6 is a front view of a scalpel; and,
FIG. 7 is an upper perspective view thereof.
The broken lines shown in the drawings are included for the purpose of illustrating environmental structures and form no part of the claimed design.

1 Claim, 7 Drawing Sheets



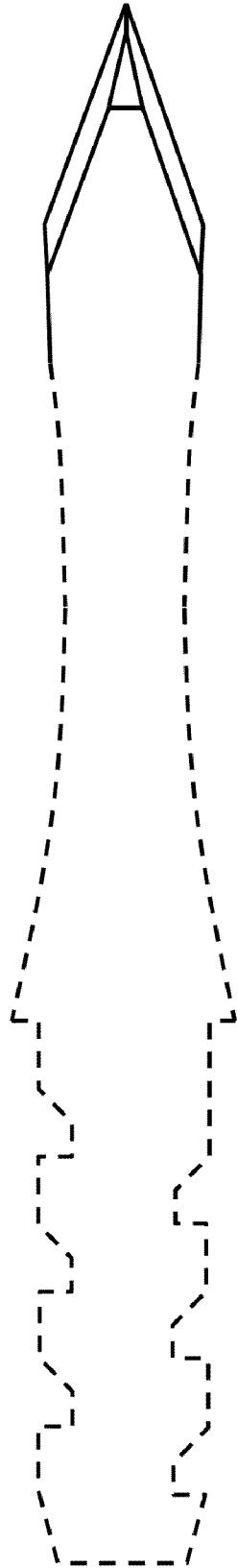


FIG. 1

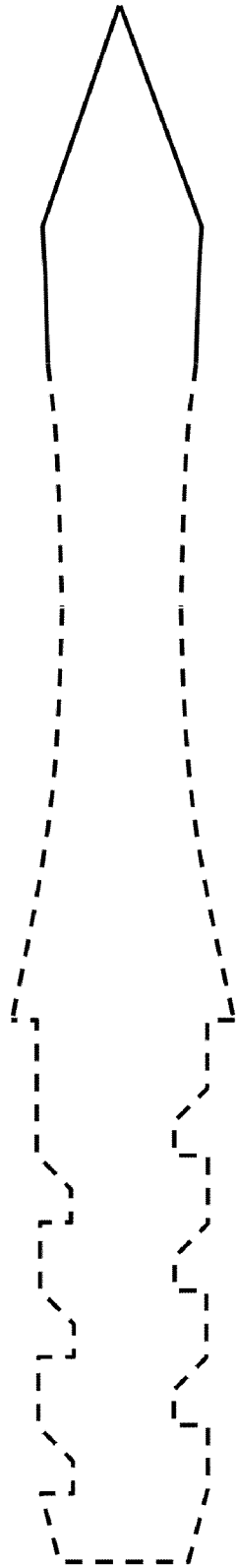


FIG. 2



FIG. 3

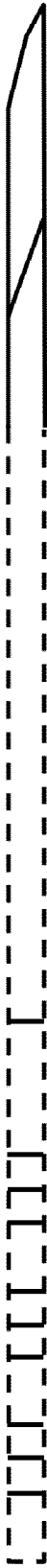


FIG. 4




FIG. 5

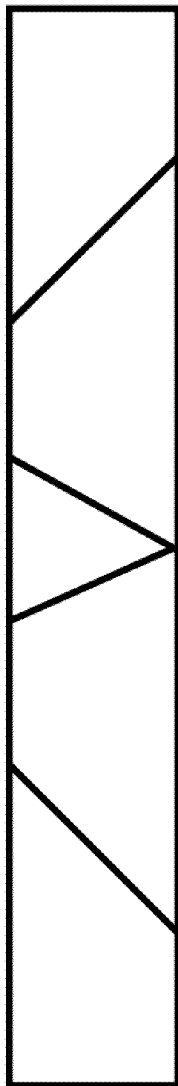


FIG. 6

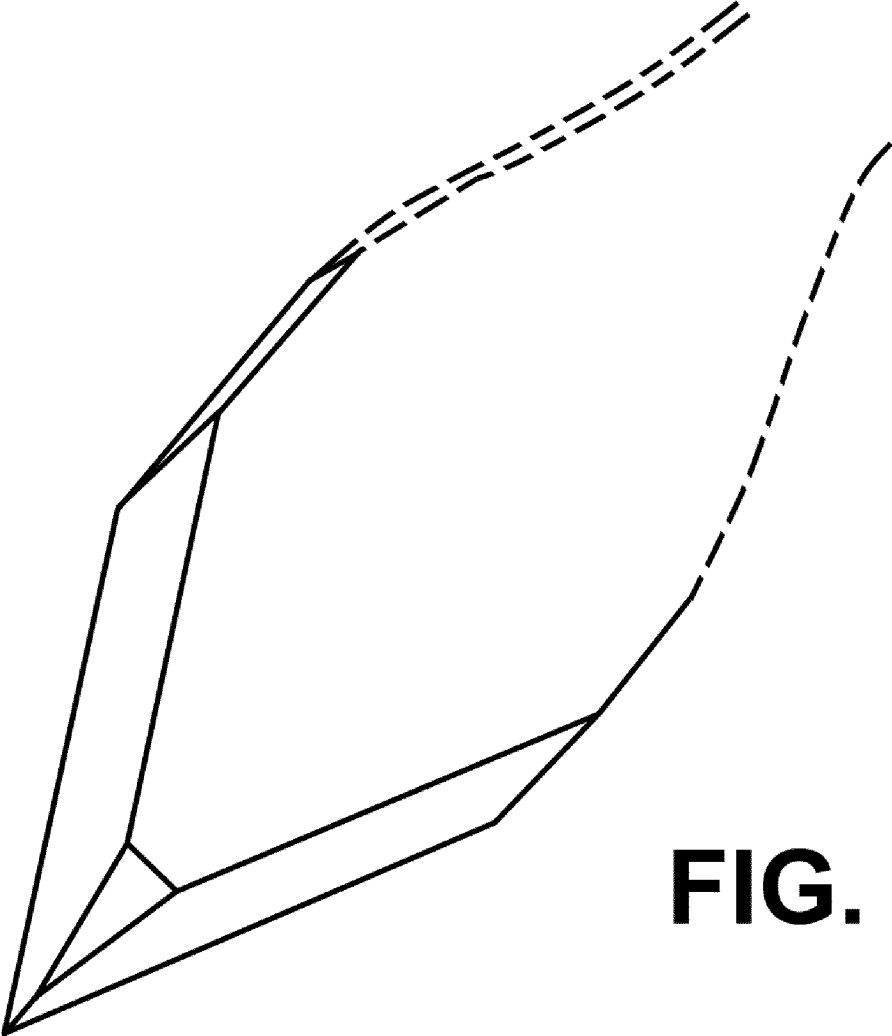


FIG. 7