

No. 643,532.

Patented Feb. 13, 1900.

M. J. POST.
APPAREL SUSPENDER ATTACHMENT.

(Application filed Aug. 19, 1897.)

(No Model.)

2 Sheets—Sheet 1.

Fig. 1.

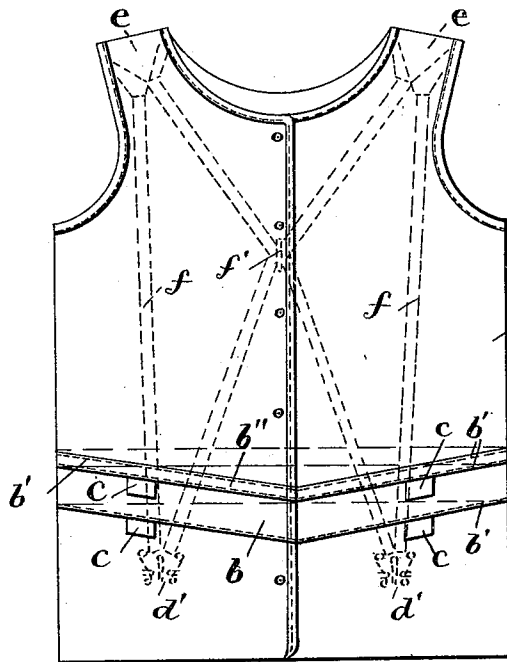


Fig. 6.

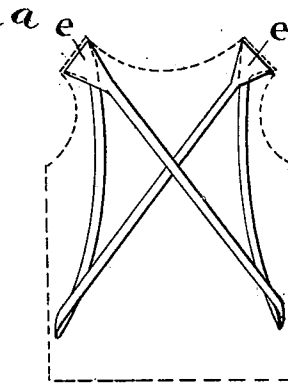


Fig. 2.

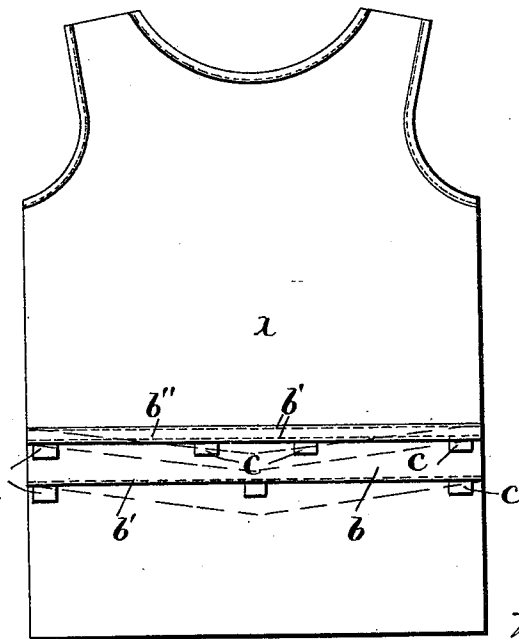


Fig. 8.



Witnesses
Geo. E. Fruch.
A. V. Carter.

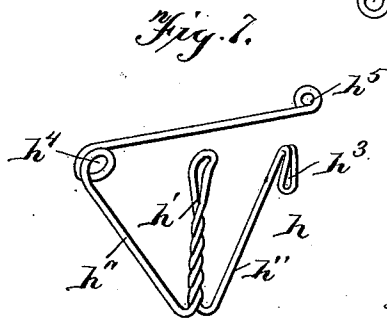
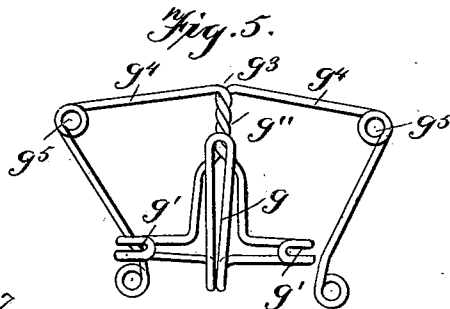
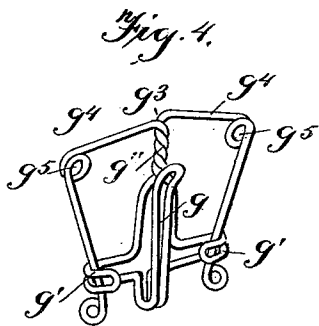
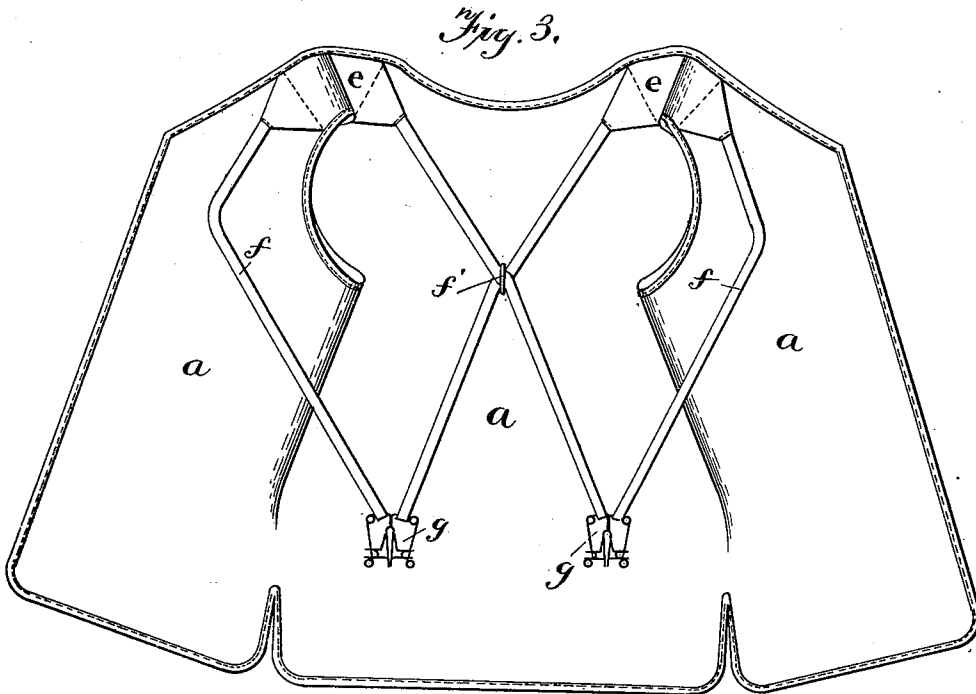
Inventor
Mary Josephine Post.
per *Mr. L. Mann,*
Attorney

M. J. POST.
APPAREL SUSPENDER ATTACHMENT.

(Application filed Aug. 19, 1897.)

(No Model.)

2 Sheets—Sheet 2



Witnesses
Geo. C. Truch.
A. V. Bates.

Inventor.
Mary Josephine Post.
 per *M. L. Moran,*
 Attorney

UNITED STATES PATENT OFFICE.

MARY JOSEPHINE POST, OF HOBOKEN, NEW JERSEY.

APPAREL SUSPENDER ATTACHMENT.

SPECIFICATION forming part of Letters Patent No. 643,532, dated February 13, 1900.

Application filed August 19, 1897. Serial No. 648,809. (No model.)

To all whom it may concern:

Be it known that I, MARY JOSEPHINE POST, a citizen of the United States of America, residing at Hoboken, in the county of Hudson and State of New Jersey, have invented certain new and useful Improvements in Underwaists, of which the following is a specification, reference being had therein to the accompanying drawings.

10 This invention relates to certain improvements in underwaists.

The object of the invention is to provide an underwaist exceedingly simple and durable in construction and which can be manufactured and placed on the market at a comparatively low cost and which is provided with supporting devices by which hose-supporters and articles of clothing can be fastened and supported.

20 The invention consists in certain novel features of construction and in combinations and arrangements of parts, as more fully and particularly described and set forth hereinafter.

25 Referring to the drawings, Figure 1 is a front view of the underwaist, dotted lines showing the supporting-tapes at the under side of the waist. Fig. 2 is a rear view of the waist, dotted lines showing the supporting-tapes within the waist. Fig. 3 is a view of the interior of the waist with the shoulder portions or straps turned up, so as to show the shoulder-pieces to which the supporting-tapes are secured. Figs. 4 and 5 are detail views of the clasp carried by the supporting-tapes. Fig. 6 is a detail sectional view through the waist at the girdle formed around the same, showing the supporting-loops secured by said girdle or supporting-belt. Fig. 7 is a detail view of a clasp which can be employed at said girdle. Fig. 8 is a view of the waist, showing modified arrangement of the depending tapes or strips at the interior of the waist. Fig. 9 is a view illustrating a form of webbing which can be employed to form the depending supporters at the interior of the waist.

50 In the drawings, *a* indicates an underwaist of any suitable or desirable construction and which can open at the back or front, as desired, although it is shown herein as opening

at the front and there provided with suitable fastening means, which, however, form no part of my present invention.

At a suitable distance above its lower edge 55 or around the waist-line a suitable belt or girdle is formed completely around the underwaist and preferably on the outer surface of the fabric thereof. This girdle can be formed of one or more belts or tapes *b*, most strongly stitched to and around the underwaist by the lines of stitching *b' b'* along the opposite longitudinal edges of each piece of tape or belt, and where several such belts or tapes are employed they are arranged parallel and a short distance apart, and usually a small plait is taken in each a short distance in advance of the under-arm seams of the underwaist, so that the girdle at the front slopes downwardly a slight degree to the front opening. However, the preferred manner of forming this girdle is by a band or belt having its upper longitudinal edge turned over and secured down by a double row of stitching, forming a hem *b''*, the lower edge of the hem having been first turned under to avoid a fraying edge. The lower edge of the band or belt is usually stitched by a single line of stitching, the lower edge having been turned over to form a smooth strong edge. This girdle 80 is provided with or secures strong supporting loops or tapes *c*, arranged, preferably, in two rows around the exterior of the underwaist and located at such points as deemed necessary or advisable to support buttons or elastic tabs to which various garments can be secured. The loops of the upper row are preferably formed of doubled pieces of tape secured beneath and by the hem *b''*, while the similar loops of the lower row are formed in the same way, but are inserted between the belt or band and the material of the underwaist and secured by the lower line of stitching. Various devices can be detachably or permanently secured to or carried by these loops to which buttons on the waistbands of trousers or undergarments can be fastened, so that various articles of clothing can be supported from the girdle of the underwaist by means of the two rows of strong loops. If 100 desired, buttons can be sewed or otherwise permanently secured to said loops from the

girdle, or various forms of clasps can be suspended from the loops and carrying elastic tabs to which the trousers can be secured by buttons or otherwise. Various forms of devices for this purpose are shown, *d* showing a button carried by a spring or safety catch or clasp or other device passed through one of the loops.

d' shows a spring-clasp formed with a hook, on which the metal eye at the upper end of a double elastic tab is detachably hung. This peculiar form of spring-clasp will be referred to hereinafter, as it forms one feature of my invention. Without specifically describing other forms of devices which can be supported by said tabs, it should be noted that any suitable device can be employed for supporting the clothing from the tabs and that my invention is not specifically limited in this regard. I also wish it understood that other forms of bands, tapes, or girdles can be provided, stitched to and around the body of the underwaist to secure and strengthen the non-elastic loops *c*, and that my invention is not specifically limited to the exact form shown for this purpose.

The underwaist is provided with suitable means to which hose-supporters can be detachably secured and by which they can be supported from the shoulders, and such means are preferably, although not necessarily, arranged at the inner side of the waist and supported from the shoulder portion thereof.

Pieces of webbing *e* are secured to the outer sides of the shoulder portions or straps of the underwaist, so as to have the free ends extending down at the front and back. Said pieces of webbing preferably taper down at the front and back to their ends and are preferably cut from a band of material, such as shown in Fig. 8, which is woven continuously with smooth edges and widened or bulged at equal distances, as shown. This webbing is strongly woven and is non-elastic, and each enlargement thereof when severed, with its reduced ends, forms a shoulder-piece of the present invention. The upper end of a tape or strap *f* is at its upper end secured to the free end of a shoulder-piece, so that four tapes are provided, preferably of such length that their lower ends are about at the waistline of the garment. The two rear tapes are crossed and loosely confined, preferably, although not necessarily, to freely slide or move on each other in any suitable manner, as by a loop *f'*. The lower end of a front tape and the lower end of the rear tape from the opposite shoulder are brought and confined together beneath the arms and about at the hips by a suitable clasp provided with a hook or other means for supporting and carrying a hose-supporter. (Not here shown, as the hose-supporter forms no part of my invention.) It will thus be noted that two of such clasps are provided, arranged at the sides or hips and supported from the shoul-

ders by the peculiar arrangement of tapes or other suitable supporting-bands. The lower end of each tape is preferably formed with a loop, by which the clasp is secured thereto.

Each clasp is preferably bent from a single piece of spring-wire to form the central upwardly-extending hook *g* at the lower portion of the clasp with two lateral inwardly-facing hooks *g'* *g'* on opposite sides of the lower portion thereof, the portion of the wire forming said hooks being twisted at *g''* to form the upper vertical portion or body *g³*, from the upper end of which the two angular spring-arms *g⁴* extend outwardly and downwardly in opposite directions, and each at its elbow or bend is coiled to form a spring, (see *g⁵*.) with its free end extended downwardly and inwardly to catch in one of the lateral hooks or catches *g'*. The supporting tapes or straps are secured together by passing said spring-arms *g⁴* through the end loops thereof and then catching the free ends of the arms in the hooks or catches *g'*, so that the tapes are secured detachably together and the clasp hangs at the side with its central hook to receive the hose-supporter. When the underwaist is to be laundered, these clasps can be removed by releasing the spring-arms from their catches and passing them out of the loops in the tape ends. Also the various supporting devices can be removed from the loops at the outside of the underwaist, and the slide or loop *f'*, if employed, can be removed.

If desired, the depending supporting-strips can be formed integral with the shoulder-pieces by cutting such webbing, as shown in Fig. 8, at the centers of the narrow portions between the widened or bulged portions. Also, if desired, these depending strips can be arranged, as shown in Fig. 3, with the back strips crossing at the back of the waist, with their lower ends beneath the arms or at the sides, and the front strips having the plaits formed at or near the lower portions of the shoulder-pieces, so that the lower end of each shoulder-piece extends beneath the arm on the same side as its shoulder-piece.

The form of clasp shown in Figs. 4 and 5 is not claimed herein, but forms the subject-matter of my divisional application, filed August 8, 1898, Serial No. 688,139.

It is evident that various changes might be made in the forms, constructions, and arrangements of the parts described without departing from the spirit and scope of my invention. Hence I do not wish to limit myself to the specific constructions and arrangements herein set forth, and shown in the accompanying drawings.

Having thus fully described my invention, what I claim as new, and desire to secure by Letters Patent of the United States, is—

1. An undergarment having the band or belt secured around the same, the upper longitudinal edge thereof turned out and hemmed

down on the band by the stitching securing
the band to the waist, the depending loops
having their ends beneath said hem and se-
cured by said stitching, the lower longitudi-
5 nal edge secured by stitching to the body of
the waist, and another series of depending
loops having their ends between the waist body
and band and secured by said stitching and
depending from the lower edge of said band
10 substantially as described.

2. An undergarment having the front tapes

f, f, the back tapes *f', f'*, loosely crossing at
the rear, said tapes having loops at their lower
ends, along the line of the hip portion of the
garment.

In testimony whereof I affix my signature
in presence of two witnesses.

MARY JOSEPHINE POST.

Witnesses:

HENRY ATTWELL,
HARRY O. SUTZMAN.

15