



(12) **United States Design Patent**
Kim et al.

(10) **Patent No.:** **US D659,000 S**
(45) **Date of Patent:** **** May 8, 2012**

(54) **BOTTLE**
(75) Inventors: **Grace Jiyoung Kim**, Wheeling, IL (US);
J. Steven Little, Wadsworth, OH (US);
James J. Miller, Barberton, OH (US)

(73) Assignee: **Kraft Foods Global Brands LLC**,
Northfield, IL (US)

(**) Term: **14 Years**

(21) Appl. No.: **29/360,697**

(22) Filed: **Apr. 29, 2010**

(51) **LOC (9) Cl.** **09-01**

(52) **U.S. Cl.** **D9/516; D9/563; D9/571; D9/574**

(58) **Field of Classification Search** D9/516,
D9/549-550, 558-560, 563, 571-575, 551,
D9/564, 530, 537-539, 542-543; D24/224;
215/379, 382-384; 220/660, 662, 669, 675
See application file for complete search history.

(56) **References Cited**

U.S. PATENT DOCUMENTS

D97,178 S	8/1935	Clevenger	
D116,915 S *	10/1939	Jensen	D9/543
D194,440 S *	1/1963	Roberts	D9/542
D205,798 S *	9/1966	Parcels	D9/550
D217,804 S *	6/1970	Douglas	D9/542
D220,167 S *	3/1971	Barker	D9/542
D220,611 S *	5/1971	Hills	D9/542
D222,712 S *	12/1971	Barker	D9/542
D225,155 S *	11/1972	Schafer	D9/542
D234,493 S *	3/1975	Schweizer	D9/558
D236,801 S *	9/1975	Waring	D9/563
D237,358 S *	10/1975	Blank	D9/542
D238,555 S *	1/1976	Blank	D9/550
D241,318 S *	9/1976	Lewman	D9/563
D255,652 S	7/1980	Kretz	

D257,504 S	11/1980	Weckman	
D257,828 S	1/1981	Strand et al.	
D259,181 S	5/1981	Saenz	
4,387,816 A *	6/1983	Weckman	215/381
D270,711 S *	9/1983	Weckman	D9/542
D310,964 S	10/1990	Weckman	
D360,582 S	7/1995	McDonald et al.	
D365,752 S	1/1996	Flanagan-Boos et al.	
D419,887 S *	2/2000	Dugan	D9/542
D452,159 S	12/2001	Belser et al.	

(Continued)

OTHER PUBLICATIONS

U.S. Appl. No. 29/391,305, filed May 6, 2011.

(Continued)

Primary Examiner — Dana L Sipos

(74) *Attorney, Agent, or Firm* — Fitch, Even, Tabin & Flannery, LLP

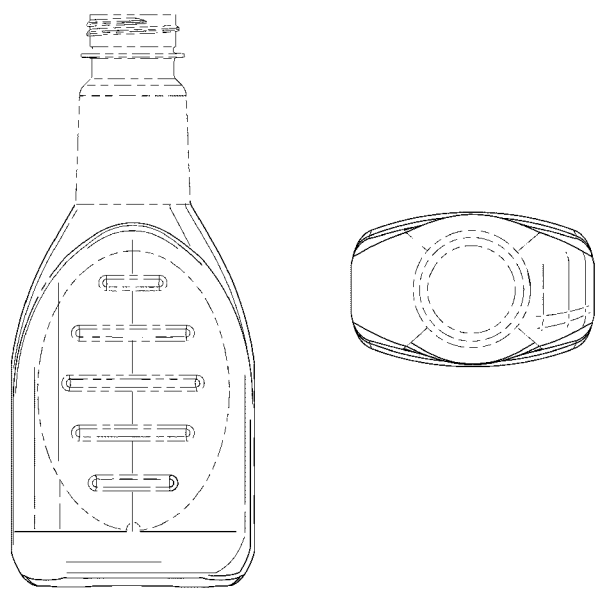
(57) **CLAIM**

The ornamental design for a bottle, as shown and described.

DESCRIPTION

FIG. 1 is a perspective view of a bottle showing our new design;
FIG. 2 is a front elevational view of the bottle of FIG. 1, the rear elevational view being an identical image thereof;
FIG. 3 is a top plan view of the bottle of FIG. 1;
FIG. 4 is a right side elevational view of the bottle of FIG. 1, the left side elevational view being an identical image thereof; and,
FIG. 5 is a bottom plan view of the bottle of FIG. 1.
Portions of the bottle shown in broken lines in the figures are for illustrative purposes only and form no part of the claimed design.

1 Claim, 3 Drawing Sheets



US D659,000 S

Page 2

U.S. PATENT DOCUMENTS

D452,444 S 12/2001 Iizuka et al.
D469,022 S * 1/2003 Kuzma et al. D9/550
D489,994 S 5/2004 Crawford
D491,815 S 6/2004 Crawford
D529,392 S * 10/2006 Little D9/563
D535,889 S 1/2007 Kaminski et al.
D545,211 S 6/2007 Armstrong et al.
D546,189 S 7/2007 Costello et al.
D547,670 S 7/2007 Heisner
D547,997 S * 8/2007 Parcels D7/319

D568,164 S 5/2008 Dodge et al.
D569,733 S * 5/2008 Dodge et al. D9/544
D582,778 S 12/2008 Burson
D584,634 S 1/2009 Perez et al.
D584,635 S * 1/2009 Montgomery D9/571
D598,773 S 8/2009 Yourist et al.

OTHER PUBLICATIONS

U.S. Appl. No. 29/391,309, filed May 6, 2011.

* cited by examiner

FIG. 1

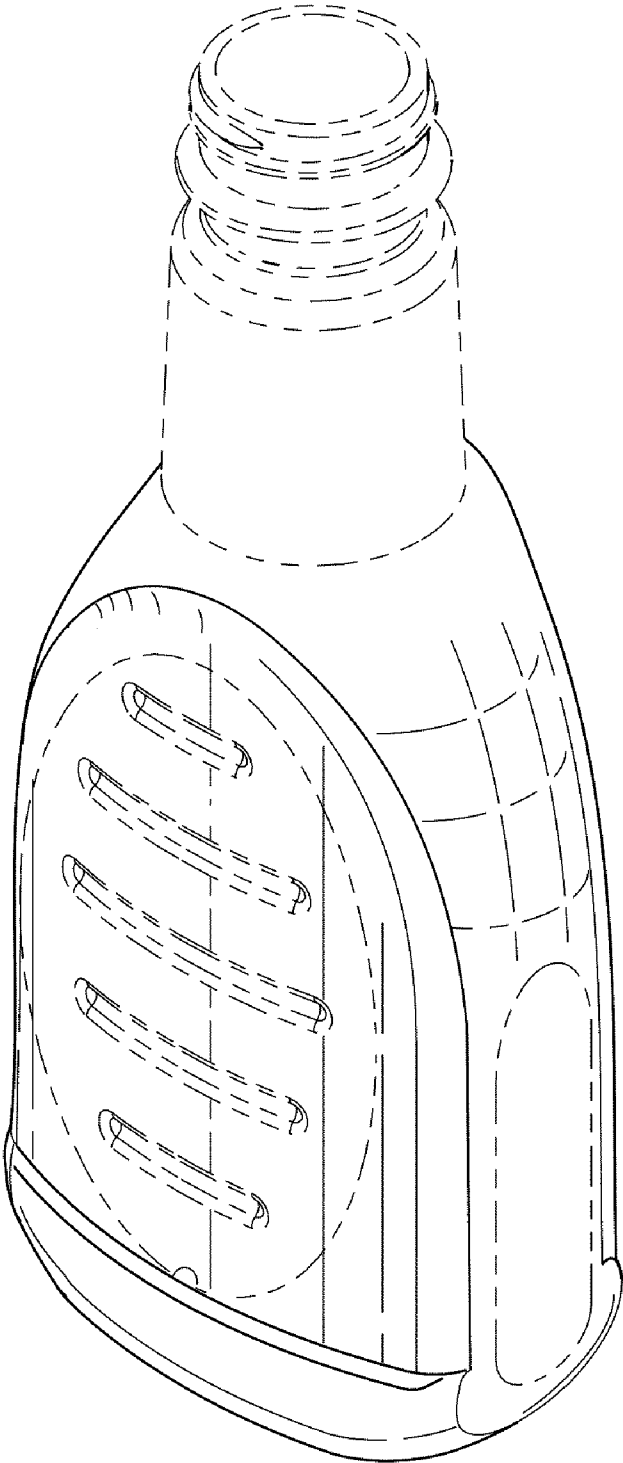


FIG. 2

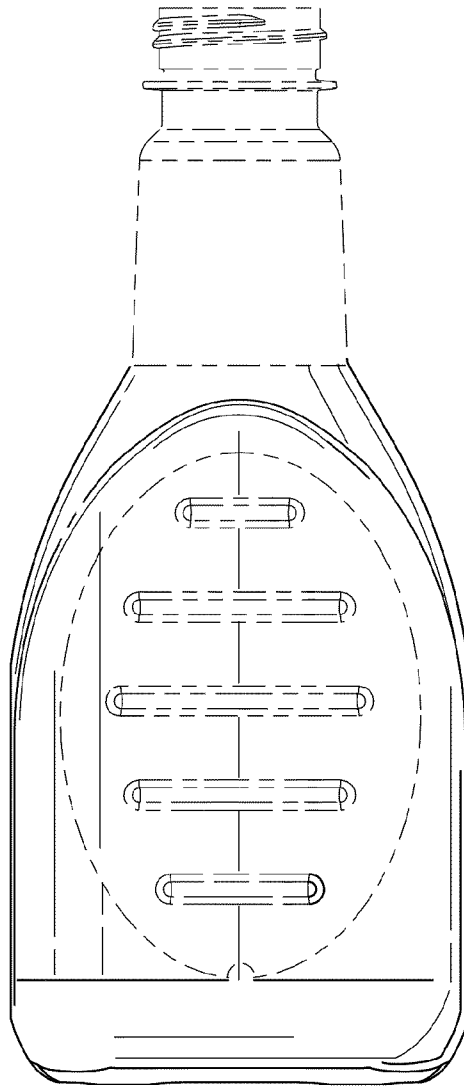


FIG. 3

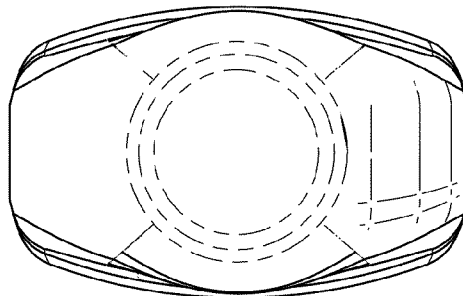


FIG. 4

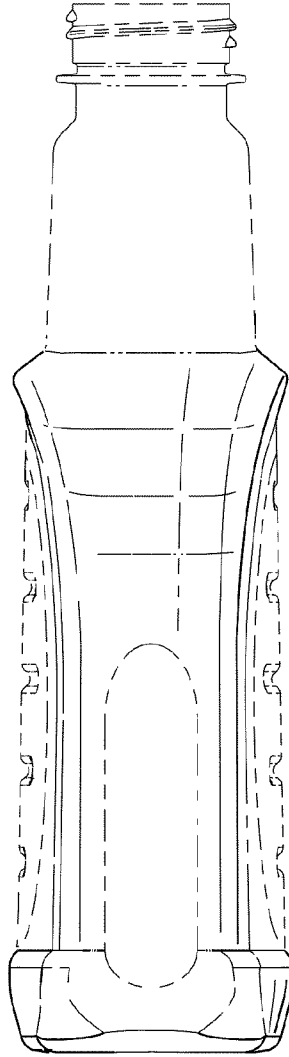


FIG. 5

