Nov. 11, 1952 E. C. CONDIT 2,617,417

DOUCHE NOZZLE

Filed Aug. 16, 1948

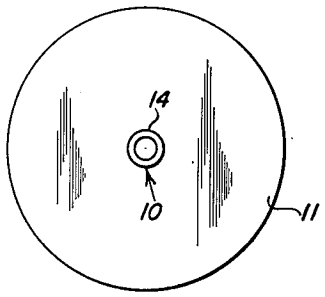

Fig. 1

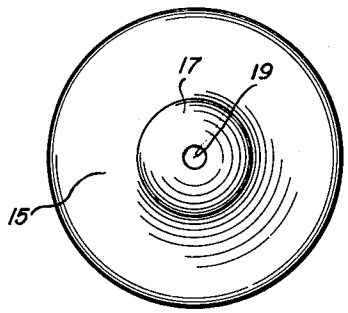

Fig. 3

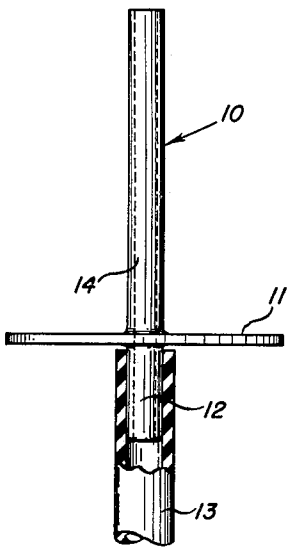

Fig. 2

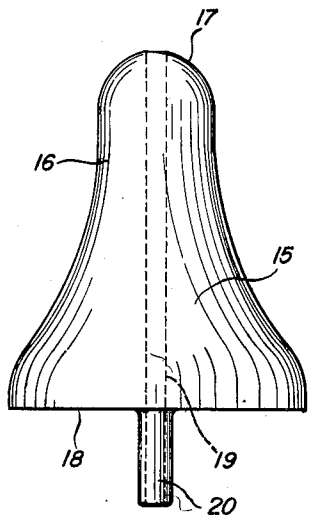

Fig. 4

INVENTOR

Elvin C. Condit

By Wilfred E. Lawson

Attorney

Patented Nov. 11, 1952 2,617,417

UNITED STATES PATENT OFFICE

2,617,417

DOUCHE NOZZLE

Elvin C. Condit, Glendale, Calif.

Application August 16, 1948, Serial No. 44,497

1 Claim. (Cl. 128—245)

1

This invention relates to douches and more particulary to douche nozzles.

The primary object of the invention is to provide a douche nozzle adapted to be held in applied position so that the vagina and parts communicating therewith can be filled with an antiseptic cleansing liquid under light pressure and which is shaped so that it prevents the outward flow of said liquid as long as it is retained in applied position.

Another object of the invention is to provide a douche nozzle of the character indicated above adapted to cause the liquid entering the vagina and parts communicating therewith to accumulate therein and to expand the area to be cleansed, opening folds in said area, so that the entire surface of said area is exposed to the action of the fluid.

A further object of the invention is to provide a douche nozzle of the character indicated above adapted, upon removal from the applied position, to let the accumulated liquid exit from the vagina, etc. with a rush and in great quantity, whereby the action of the fluid in flushing out foreign matter is greatly enhanced.

A still further object of the invention is to provide a douche nozzle of the character indicated above adapted to be manipulated so that the provision of valves or other means for regulating the flow of liquid is made unnecessary.

An additional object of the invention is to provide a douche nozzle of the character indicated above adapted to cause the fluid to be most effective for the removal of flowing matter when exiting from the vagina etc. instead of driving such matter further back under the comparatively high pressure used by douche nozzles known and used heretofore.

Other objects of the invention not specifically mentioned may appear in the following specification describing the invention with reference to the accompanying drawings illustrating preferred embodiments of the invention. It is, however, to be understood that the invention is not to be limited or restricted to the exact constructions and formations of the douche nozzle as embodied herein, but that such changes and modifications can be made, which fall within the scope of the claim appended hereto.

In the several figures of the drawing similar parts are indicated by similar reference characters and wherein:

Figure 1 is a view in top plan of a douche nozzle constructed in accordance with an embodiment of the invention;

2

Figure 2 is a view in side elevation of the device as comprised in Figure 1, an associated tube being fragmentarily shown in section;

Figure 3 is a view in top plan of a nozzle constructed in accordance with another embodiment of the invention; and

Figure 4 is a view in side elevation of the device as comprised in Figure 3.

The embodiment of the douche nozzle illustrated in Figures 1 and 2 comprises an elongated tubular member 10, preferably of plastic and having comparatively small inside and outside diameters and having its inside and outside surfaces smoothly finished. A relatively large flange like disk 11 is formed or rigidly mounted on said tubular body 10 at a desired point inwardly of an end of the body. One end portion as at 12 of the member 10 is to be forced into an end portion of a flexible tubing or the like 13 leading from a source of liquid adapted to be used for cleansing the vagina.

The portion 10 of the member is of required length for insertion into the vagina and the disk 11 is to be pressed firmly against the person to close the vagina and to prevent the liquid, which preferably enters the vagina under low pressure, from exiting from the vagina. The pressure of the liquid within the vagina expands the wall thereof and opens any folds in said walls, so that the entire wall surface is subjected to the cleansing action of the liquid. When the nozzle is removed from its applied position all the accumulated liquid rushes out of the vagina with such force that any foreign matter present in the vagina is flushed out.

In practice the nozzle member 10 should not be withdrawn entirely until its purposes have been fully accomplished, but should be withdrawn only a distance sufficient to permit the rapid discharge of the liquid, whereupon the disk 11 is returned to position to prevent exiting of any liquid. With the present device, it is believed obvious the need of a valve on the tubing is eliminated and a continuous flow of cleansing liquid is assured. Since the liquid enters the vagina under low pressure any danger of driving foreign matter further back is also eliminated.

In the embodiment of the invention illustrated in Figures 3 and 4, the nozzle comprises a tubular body 15 having a substantially cone-like shape. The apex portion 16 of the body 15 is elongated and the outer or free end 17 is rounded. The base face 18 of the body 15 is of required diameter while of course, the axial length of the device is of desired length for proper insertion.

The body 15 is preferably of plastic with its outer surface smooth and polished.

A bore extends axially through the body 15 in continuation with the bore of a nipple 19 extending outwardly from the base face 18 which is adapted to have coupled thereto a flexible tube leading from a suitable source. In this form of the device, the disk 11, of Figures 1 and 2, is dispensed with, since the base portion of the body 15 has sufficient area to perform a like function, i. e. to prevent the douche liquid discharging from the vagina during the injection of the liquid and until it is time for the withdrawal of the douche.

While the invention has hereinbefore been described for use with the vagina, it is to be stated that the same can be employed in connection with other of the external orifices of the human body.

From the foregoing description it is thought to be obvious that a douche nozzle constructed in accordance with my invention is particularly well adapted for use by reason of the convenience and facility with which it may be used and operated.

I claim:

As a new article of manufacture, a douche nozzle comprising a substantially conoidal body having an axial bore and a flat circular base portion, said body also having an inwardly curving side wall merging into an elongated apex portion, the said apex portion being in the form of a substantially semi-spherical head, a tubular nipple projecting from the base end of the axial bore for the connection therewith of a suitable fluid conductor.

ELVIN C. CONDIT.

REFERENCES CITED

The following references are of record in the file of this patent:

UNITED STATES PATENTS

Number	Name	Date
128,257	Snyder	June 25, 1872
354,309	Dickinson	Dec. 14, 1886
471,514	Reutter	Mar. 22, 1892
1,944,553	Freund	Jan. 23, 1934
2,474,188	Pohl	June 21, 1949

FOREIGN PATENTS

Number	Country	Date
543,150	Germany	Feb. 1, 1932