

G. R. PRESCOTT.
 WASHBOARD.
 APPLICATION FILED OCT. 10, 1910.

999,867.

Patented Aug. 8, 1911.

Fig. 1.

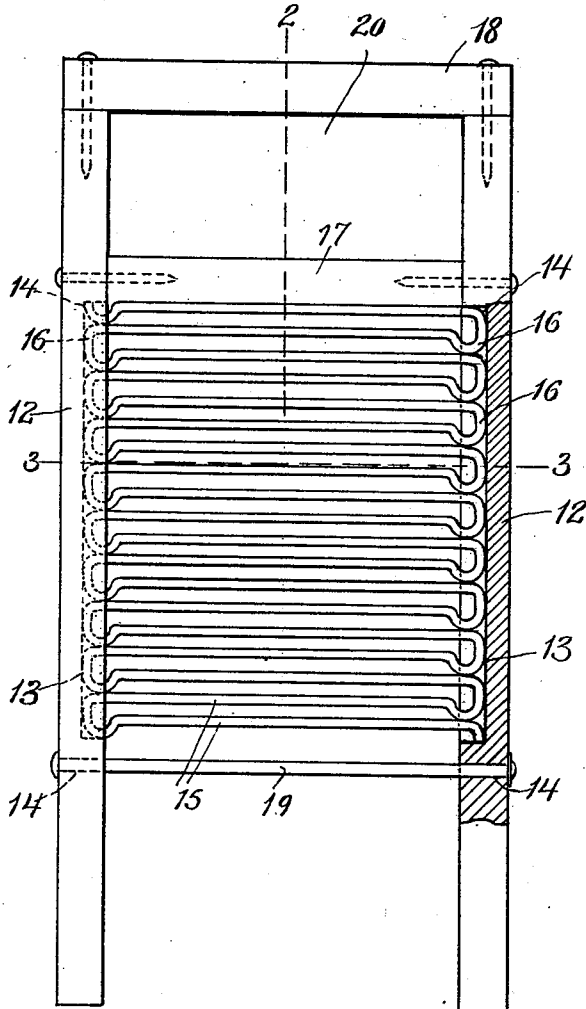


Fig. 2.

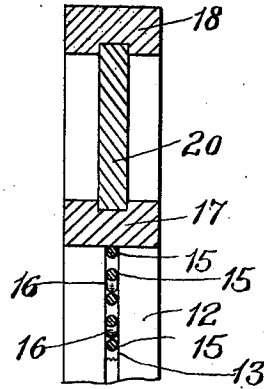
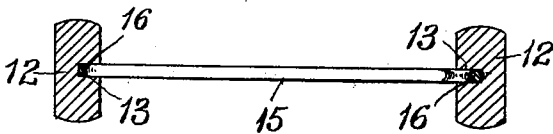


Fig. 3.



Witnesses:
H. L. Allen
P. H. Bazzetta

Inventor:
 George R. Prescott
 by *Wright Brown* *Lucius May*
Charles F. Brown Attys

UNITED STATES PATENT OFFICE.

GEORGE R. PRESCOTT, OF ALTON, NEW HAMPSHIRE.

WASHBOARD.

999,867.

Specification of Letters Patent. Patented Aug. 8, 1911.

Application filed October 10, 1910. Serial No. 586,213.

To all whom it may concern:

Be it known that I, GEORGE R. PRESCOTT, of Alton, in the county of Belknap and State of New Hampshire, have invented certain new and useful Improvements in Washboards, of which the following is a specification.

This invention relates to a washboard of reversible construction adapted to be used with either side uppermost, the construction being such that the rubbing surface is formed by wire members extending across the board and separated by spaces through which water flows freely from the upper to the under side of the board.

The invention has for its object to provide a washboard of this character, the wire rubbing members of which are adapted to be secured in place and properly spaced apart by the operation of assembling the parts of the board and without the employment of separate or individual fasteners for the wire members.

The invention consists in the improvements which I will now proceed to describe and claim.

Of the accompanying drawings which form a part of this specification, Figure 1 represents a side elevation of the washboard embodying my invention, one of the standards of the board being shown partly in section. Fig. 2 represents a section on line 2—2 of Fig. 1. Fig. 3 represents a section on line 3—3 of Fig. 1.

Similar reference characters indicate the same or similar parts in all the figures.

In the drawings, 12 represents longitudinal bars or standards which constitute the longitudinal edge portions on the washboard. Each bar is made of a single piece preferably of wood, and has a groove 13 formed in its inner edge, the ends 14 of said grooves being located between the ends of the bars 12 and constituting abutments for the wire grid hereinafter described. The said grid is composed of a single piece or length of stout wire which is bent to form a series of parallel stretches 15 extending

between the bars 12 and loops or necks 16, which connect the stretches 15 in pairs and are inserted in the grooves 13. The width that when the grid is in place it is closely fit the sides of the portions of the loops 16 inserted in the grooves. The loops 16 are wider than the distances between the stretches 15, the loops being so formed that when they are abutted together they hold the stretches 15 properly and uniformly spaced apart as indicated by Fig. 1. The loops abutted together as shown, form grid edges which are practically incompressible and rigid when inserted in the grooves, so that no independent fastenings are required for the grid. The loops and the end portions of the stretches 15 closely fill the spaces between the ends 14 of the grooves 13, so that when the grid is in place it is closely confined against displacement in any direction wholly by the sides, bottoms and ends of the grooves.

From the foregoing it will not only be seen that no separate or individual fasteners are required for the loops of the grid as above stated, but also that the grid is secured to the bars 12 with the rubbing stretches 15 properly spaced apart, by the simple operation of inserting the loops in the grooves 13.

Suitable frame parts are employed to rigidly connect the bars 12, said parts as here shown including an inner crossbar 17 and an outer crossbar 18 secured by nails or other fastenings to the upper end portions of the bars 12, as indicated by Fig. 1, and a crossbar 19 which is preferably a wire rod, connecting the said bars 12 below the grid. The space between the crossbars 17 and 18 is occupied by a flat board 20 which forms the bottom of two soap trays the edges of which are formed by the crossbars 17 and 18 and by portions of the side bars 12.

I claim:

A washboard comprising standards having grooves in their inner sides between their end portions, suitable frame parts connecting said standards above and below the

grooves, and a grid composed of a single length of wire bent to form a series of parallel stretches and a series of widened stretch-connecting and spacing loops which
5 are inserted in the said grooves, and form practically incompressible grid edges, the ends of which are seated on the ends of the grooves, the grid and its edges being made

in a single piece, and secured by the insertion of said edges in the grooves.

In testimony whereof I have affixed my signature, in presence of two witnesses.

GEORGE R. PRESCOTT.

Witnesses:

ETTA DOWNING,
JESSIE SAVAGE.

Copies of this patent may be obtained for five cents each, by addressing the "Commissioner of Patents, Washington, D. C."