



US00D344827S

United States Patent [19]

[11] Patent Number: **Des. 344,827**

Berger et al.

[45] Date of Patent: **** Mar. 1, 1994**

[54] **STAIN AND SEALER TRAY**

2,483,652 10/1949 Lee 118/DIG. 17
4,107,815 8/1978 Dumesnil, Jr. 15/257.05
4,233,705 11/1980 Lepage et al. 15/257.06

[76] Inventors: **James F. Berger; Sheila L. Berger,**
both of 207 E. Galena, Box 13, Big
Rock, Ill. 60511

Primary Examiner—Wallace R. Burke
Assistant Examiner—Lavone D. Tabor
Attorney, Agent, or Firm—S. Michael Bender

[**] Term: **14 Years**

[57] CLAIM

[21] Appl. No.: **688,690**

The ornamental design for a stain and sealer tray, as shown and described.

[22] Filed: **Apr. 22, 1991**

[52] U.S. Cl. **D32/53.1; D4/116;**
D4/122

DESCRIPTION

[58] Field of Search 15/103.5, 104.92, 257.05,
15/257.06; 118/123, 246, 258, DIG. 17;
D32/35, 42, 53.1

FIG. 1 is a front elevational view of the stain and sealer tray showing my new design;
FIG. 2 is a rear elevational view thereof;
FIG. 3 is a left side elevational view thereof;
FIG. 4 is a right side elevational view thereof;
FIG. 5 is a top plan view thereof;
FIG. 6 is a bottom plan view thereof; and,
FIG. 7 is a top perspective view thereof.

[56] References Cited

U.S. PATENT DOCUMENTS

691,700 1/1902 Foster 118/123
692,040 1/1902 White 118/258

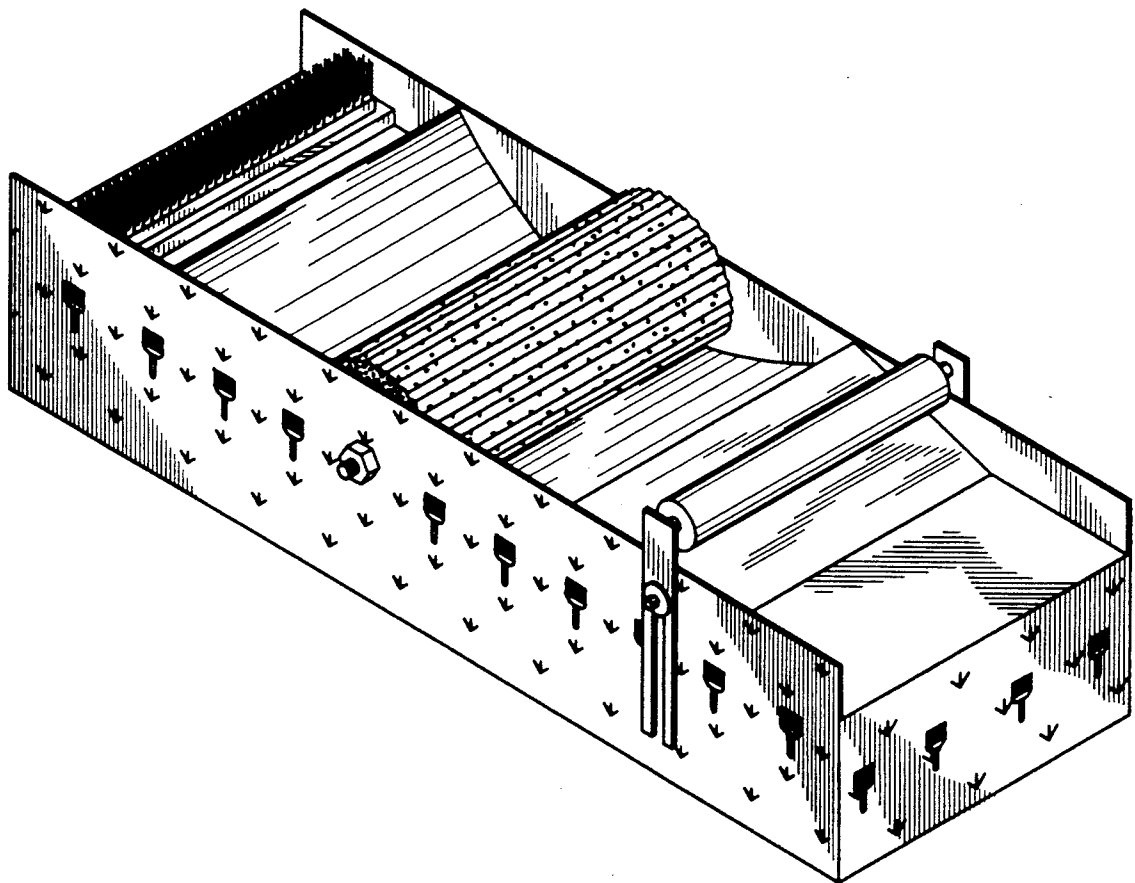


FIG. 1

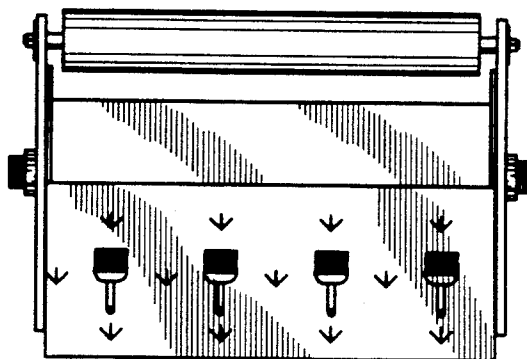


FIG. 2

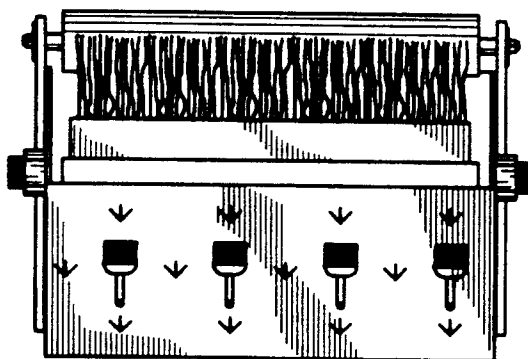


FIG. 3

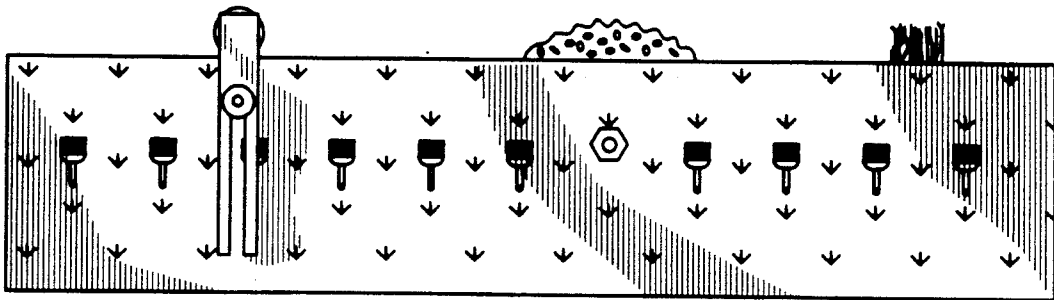


FIG. 4

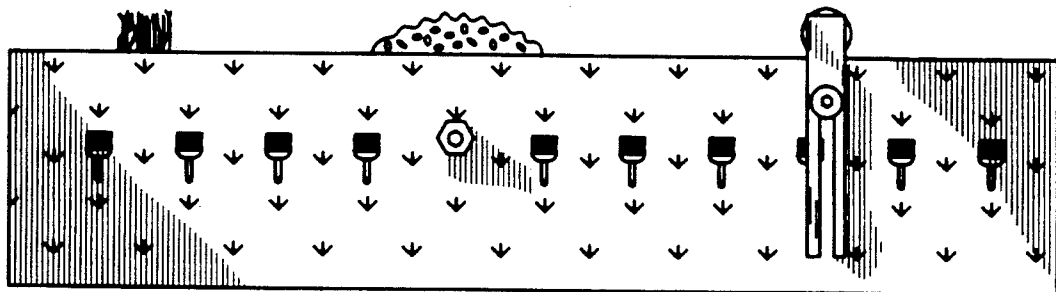


FIG. 5

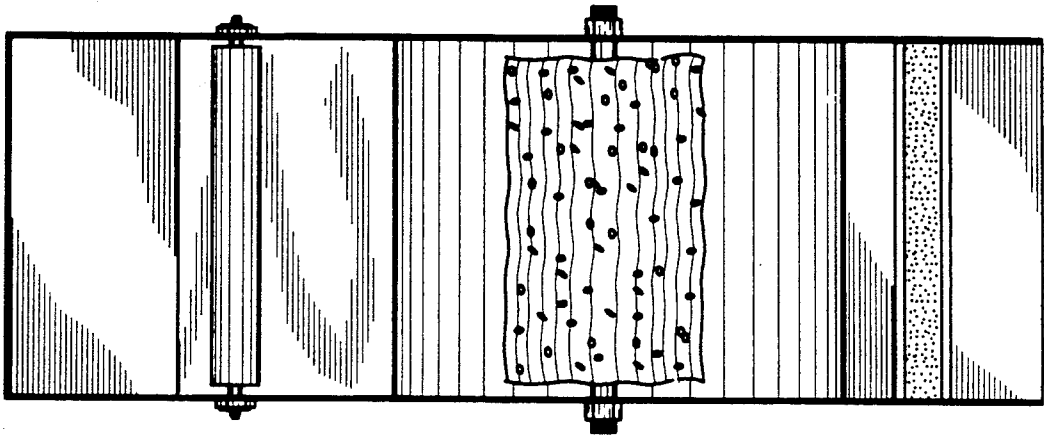


FIG. 6

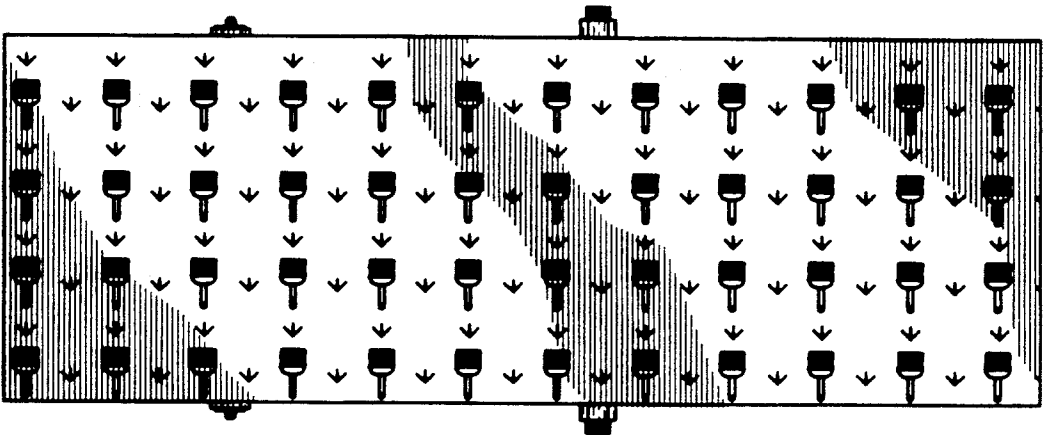


FIG. 7

