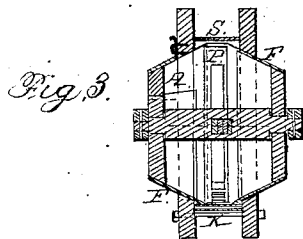
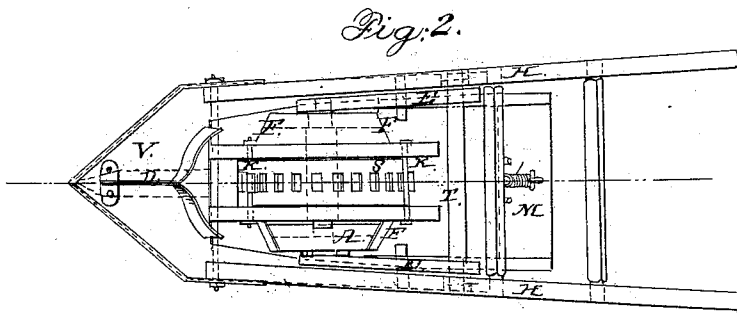
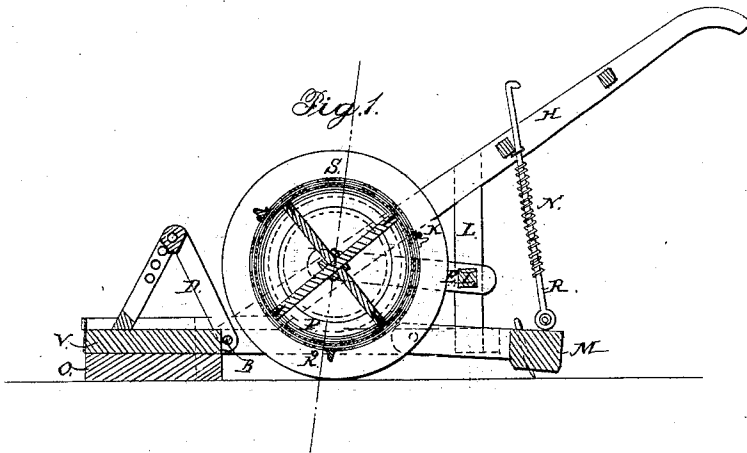


N. E. BADGLEY.

Cotton-Planter.

No. 58,752.

Patented Oct. 16, 1866.



WITNESSES:

L. L. Tracy
Frederick

Emil Topmank

INVENTOR:

Nathan E. Badgley

UNITED STATES PATENT OFFICE.

NATHAN E. BADGLEY, OF NEW YORK, N. Y.

IMPROVEMENT IN MACHINES FOR PLANTING COTTON-SEED.

Specification forming part of Letters Patent No. 58,752, dated October 16, 1866.

To all whom it may concern:

Be it known that I, NATHAN E. BADGLEY, of New York city, in the county of New York and State of New York, have invented a new and useful Machine for Planting Cotton-Seed; and I do hereby declare that the following is a full, clear, and exact description of the construction and operation of the same, reference being had to the annexed drawings, making a part of this specification, in which—

Figure 1 is a vertical longitudinal section; Fig. 2, a plan view from above, and Fig. 3 a horizontal section of the hopper.

The nature of my invention consists in the manner of constructing the base-piece or opener-frame, with its handle-supporters; the peculiar construction of the rolling hopper around the perforated hoop; and the manner of attaching and compressing the adjustable coverer by means of the coiled spring, as represented.

To enable others skilled in the art to make and use my invention, I will proceed to describe its construction and operation.

The base V levels the surface and gives steadiness to the machine. The opener O forms the furrow. The handles H are fastened to the base by the bolt B and uprights L. The draft-piece D is made fast to the fore part of the base. The hopper is constructed of two flanged frustums, F, with their bases facing each other, held at the required distance by means of the bolts K passing through their flanges. The slotted stationary and slip hoop S occupy the space between the flanges,

through which the seed is discharged and regulated. The perforated hoop P on the inside of the hopper is held in its place by supporters from the permanent shaft passing through the hopper. There is only part of this hoop perforated, which alone facilitates the exit of the seed, while the unperforated part, occupying the back interior of the hopper, prevents the seed from flying back.

The adjustable hopper is attached by its frame E to the cross-piece T, which also gives strength to the machine.

The adjustable coverer M is attached to the base and prevented from falling too low by the rod R, around which the coiled spring N is placed to give greater pressure to the coverer.

A is the door to the hopper.

What I claim as my invention, and desire to secure by Letters Patent, is—

1. The construction of the base V and its connections with the handles.
2. The manner of constructing the draft-piece D, with its fastenings.
3. The construction of the hopper, with its several hoops, and its attachment to the cross-piece T, as herein described.
4. The attachment of the coverer M to the base, and the rod R with its coiled spring N.
5. The combination of the several parts, as herein described, and substantially set forth.

NATHAN E. BADGLEY.

Witnesses:

DE LANCY FREEBORN,
EMIL VOSSNACK.