



US00D994183S

(12) **United States Design Patent**
Lyu

(10) **Patent No.:** **US D994,183 S**

(45) **Date of Patent:** **** Aug. 1, 2023**

(54) **DECORATIVE LIGHT**

(71) Applicant: **Ruofan Lyu**, Linhai (CN)

(72) Inventor: **Ruofan Lyu**, Linhai (CN)

(**) Term: **15 Years**

(21) Appl. No.: **29/861,082**

(22) Filed: **Nov. 25, 2022**

(51) **LOC (14) Cl.** **26-03**

(52) **U.S. Cl.**
USPC **D26/73; D11/127**

(58) **Field of Classification Search**
USPC D26/24, 25, 60, 73; D11/121, 125, 137,
D11/139, 157, 158, 160, 162, 127;
D20/29
CPC F21S 8/03; F21S 8/033; F21S 9/02; F21S
4/001; F21S 4/003; F21V 21/092; F21V
21/0925; F21V 17/102; F21W 2131/107
See application file for complete search history.

(56) **References Cited**

U.S. PATENT DOCUMENTS

D523,568	S	*	6/2006	Brady	D26/73
D564,682	S	*	3/2008	Voss	D26/25
D602,183	S	*	10/2009	Wiese-Martin	D26/25
D733,954	S	*	7/2015	Hawthorne	D26/101
D785,226	S		4/2017	Johns		
D810,987	S		2/2018	Pan		
D913,147	S	*	3/2021	Chui	D26/73
D917,084	S	*	4/2021	Zhou	D26/25
D938,088	S	*	12/2021	Pei	D20/23
D959,722	S	*	8/2022	Zhou	D26/73
D964,629	S	*	9/2022	Zou	D26/73
D965,194	S	*	9/2022	Zhou	D26/73

OTHER PUBLICATIONS

Pasamic Halloween Window Light with Suction Cup—Ghost. ASIN: B0B38T6P3R. Available from amazon.com Jun. 6, 2022. (Year: 2022).*

LOLStar Halloween Window Light With Suction Cup—White Ghost. ASIN: B0BHF273CM. Available from amazon.com Oct. 5, 2022. (Year: 2022).*

Efish Halloween Window Light with Suction Cup—Ghost. Available from walmart.com. Site visited Jan. 26, 2023. (Year: 2023).*

Brite Lite Halloween Neon Sign—Ghost Emoji. Available from britelitetribe.com as early as Nov. 10, 2020. <https://britelitetribe.com/products/halloween-led-neon-signs>. (Year: 2020).*

* cited by examiner

Primary Examiner — Clare E Heflin

(74) *Attorney, Agent, or Firm* — Jeenam Park

(57) **CLAIM**


The ornamental design for a decorative light, as shown and described.

DESCRIPTION

FIG. 1 is a rear, left and top perspective view of a decorative light, showing my new design;
FIG. 2 is a front, right and bottom perspective view thereof;
FIG. 3 is a front view thereof;
FIG. 4 is a rear view thereof;
FIG. 5 is a left side view thereof;
FIG. 6 is a right side view thereof;
FIG. 7 is a top plan view thereof; and,
FIG. 8 is a bottom plan view thereof.

The broken lines shown in the drawings illustrate portions of the decorative light that form no part of the claimed design.

1 Claim, 8 Drawing Sheets



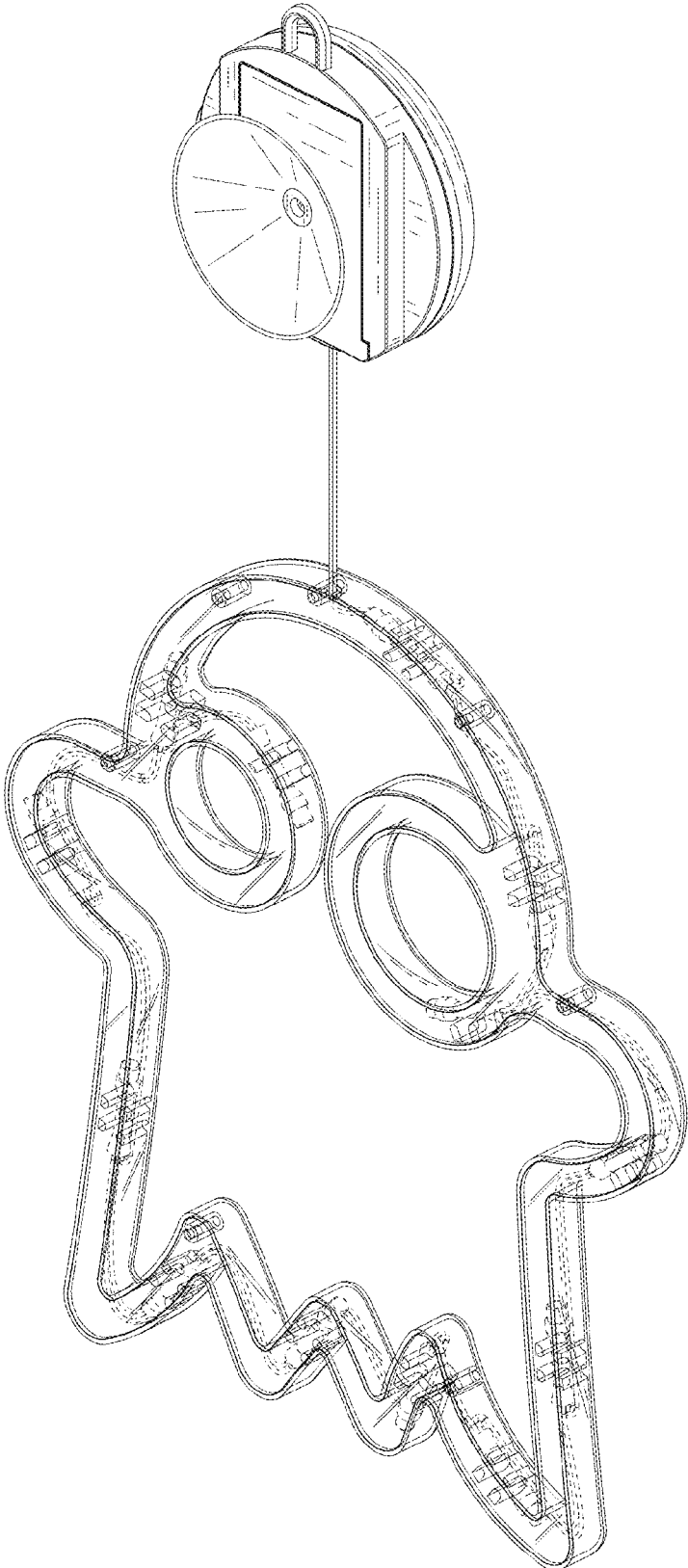


FIG. 1

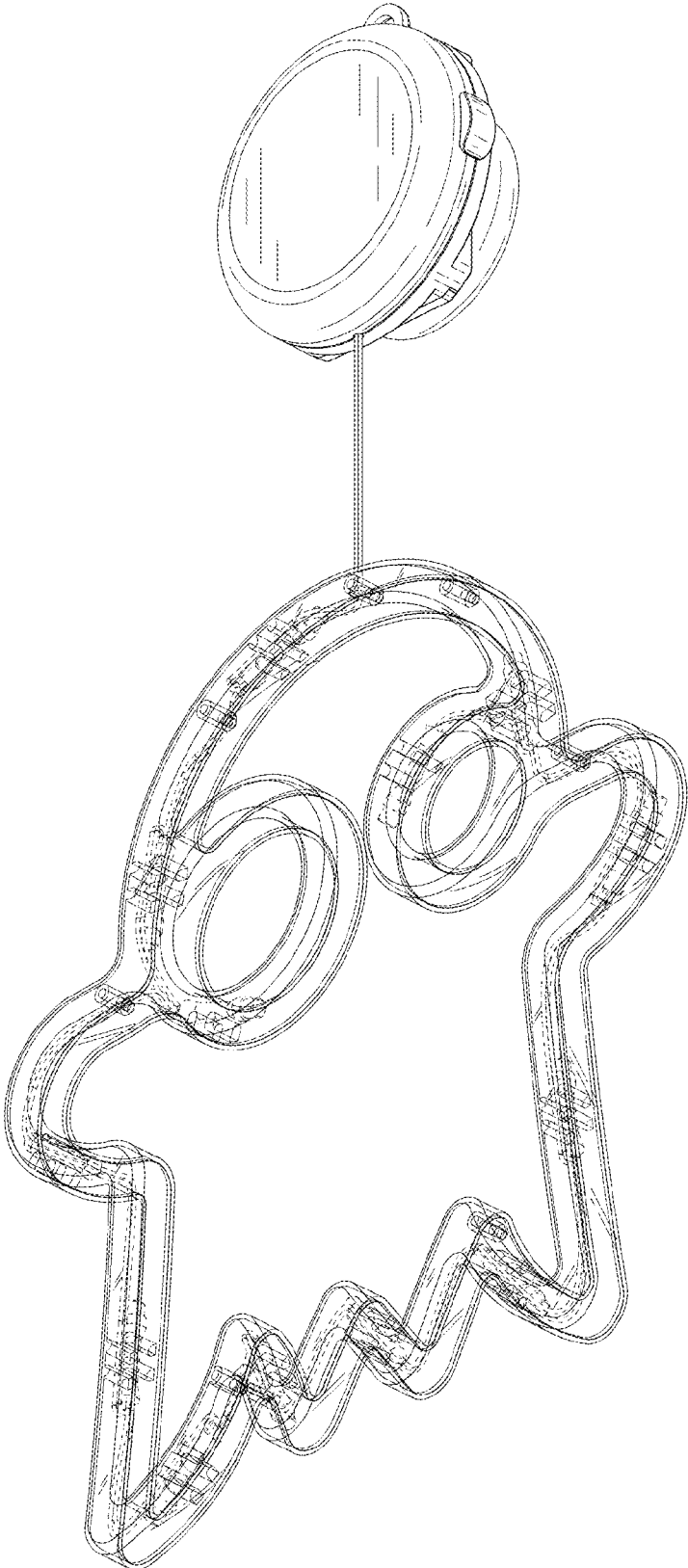


FIG. 2




FIG. 3

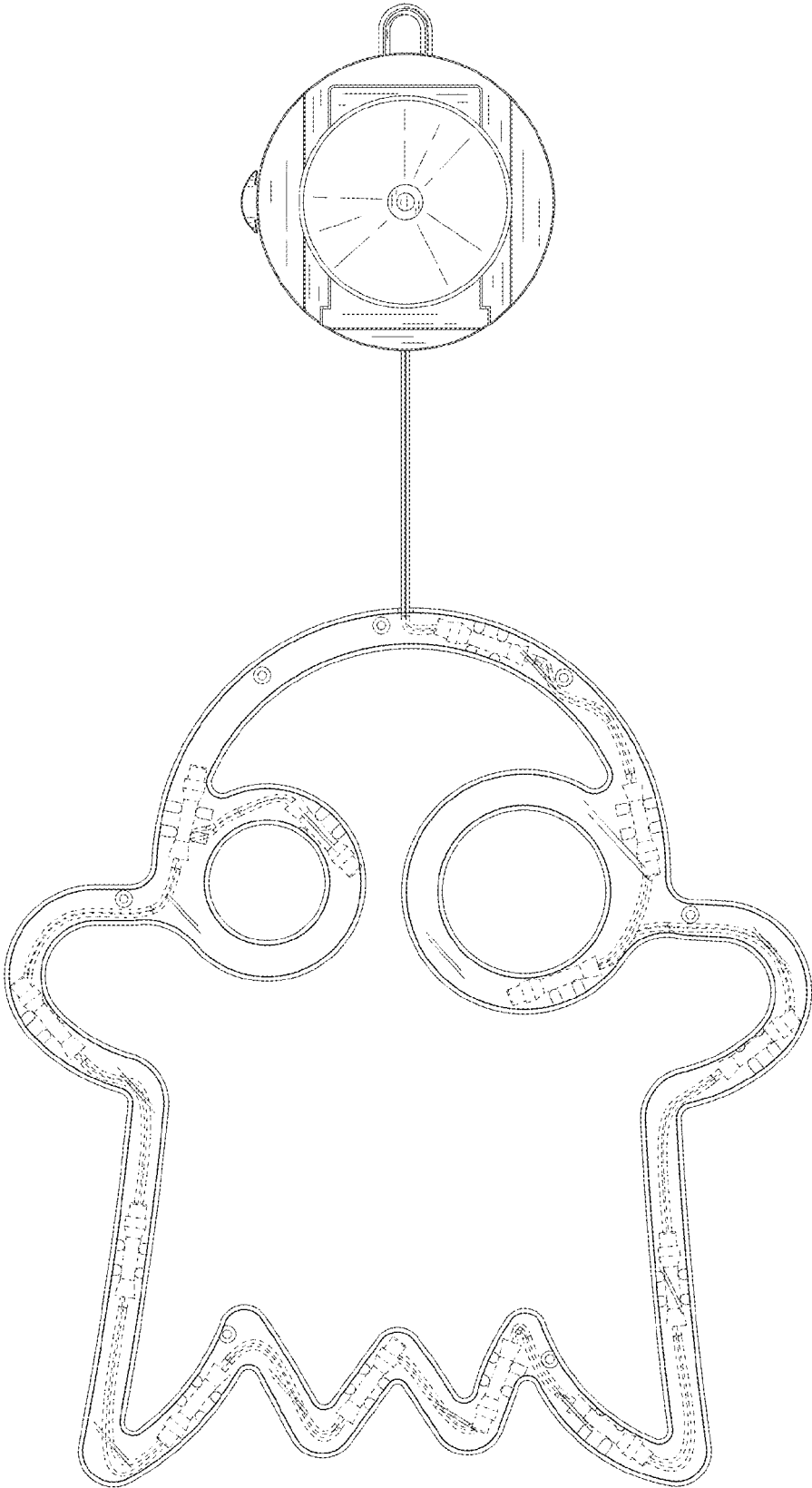


FIG. 4

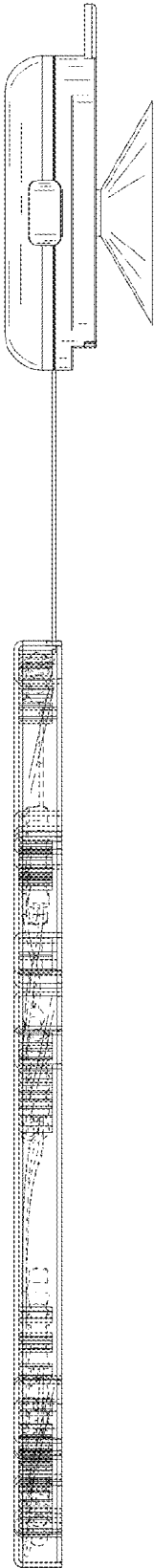


FIG. 5

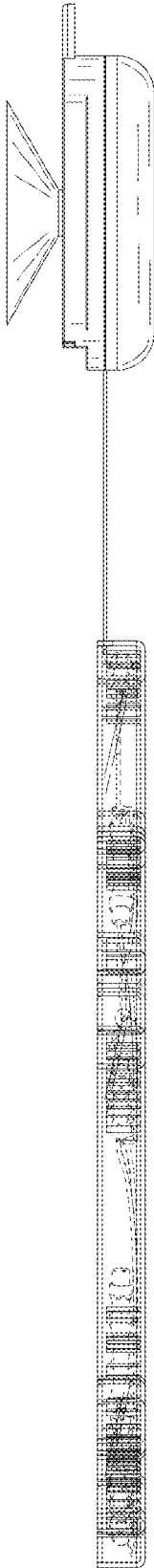


FIG. 6

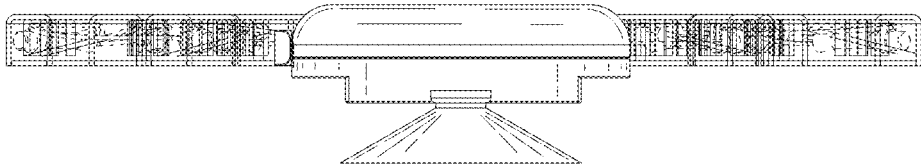


FIG. 7

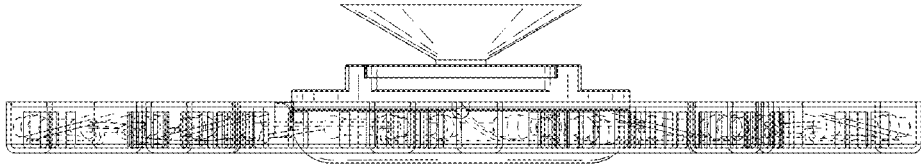


FIG. 8