

(19) World Intellectual Property Organization
International Bureau



(43) International Publication Date
16 February 2006 (16.02.2006)

PCT

(10) International Publication Number
WO 2006/017468 A2

(51) International Patent Classification:
A61K 31/7048 (2006.01)

FR, GB, GR, HU, IE, IS, IT, LT, LU, LV, MC, NL, PL, PT,
RO, SE, SI, SK, TR), OAPI (BF, BJ, CF, CG, CI, CM, GA,
GN, GQ, GW, ML, MR, NE, SN, TD, TG).

(21) International Application Number:
PCT/US2005/027348

Declarations under Rule 4.17:

(22) International Filing Date: 2 August 2005 (02.08.2005)

(25) Filing Language: English

(26) Publication Language: English

(30) Priority Data:
60/598,180 2 August 2004 (02.08.2004) US

(71) Applicant (for all designated States except US): **GLAXO GROUP LIMITED** [GB/GB]; Glaxo Wellcome House, Berkeley Avenue, Greenford, Middlesex UB6 0NN (GB).

(72) Inventors; and

(75) Inventors/Applicants (for US only): **MILLER, William, Henry** [US/US]; 1250 South Collegeville, Collegeville, PA 19426 (US). **SEEFELD, Mark, Andrew** [US/US]; 1250 South Collegeville, Collegeville, PA 19426 (US).

(74) Agents: **MILLER, Chris, P.** et al.; Glaxosmithkline, Corporate Intellectual Property, UW2220, 709 Swedeland Road, P.O. Box 1539, King of Prussia, PA 19406-0939 (US).

(81) Designated States (unless otherwise indicated, for every kind of national protection available): AE, AG, AL, AM, AT, AU, AZ, BA, BB, BG, BR, BW, BY, BZ, CA, CH, CN, CO, CR, CU, CZ, DE, DK, DM, DZ, EC, EE, EG, ES, FI, GB, GD, GE, GH, GM, HR, HU, ID, IL, IN, IS, JP, KE, KG, KM, KP, KR, KZ, LC, LK, LR, LS, LT, LU, LV, MA, MD, MG, MK, MN, MW, MX, MZ, NA, NG, NI, NO, NZ, OM, PG, PH, PL, PT, RO, RU, SC, SD, SE, SG, SK, SL, SM, SY, TJ, TM, TN, TR, TT, TZ, UA, UG, US, UZ, VC, VN, YU, ZA, ZM, ZW.

(84) Designated States (unless otherwise indicated, for every kind of regional protection available): ARIPO (BW, GH, GM, KE, LS, MW, MZ, NA, SD, SL, SZ, TZ, UG, ZM, ZW), Eurasian (AM, AZ, BY, KG, KZ, MD, RU, TJ, TM), European (AT, BE, BG, CH, CY, CZ, DE, DK, EE, ES, FI,

— as to applicant's entitlement to apply for and be granted a patent (Rule 4.17(ii)) for the following designations AE, AG, AL, AM, AT, AU, AZ, BA, BB, BG, BR, BW, BY, BZ, CA, CH, CN, CO, CR, CU, CZ, DE, DK, DM, DZ, EC, EE, EG, ES, FI, GB, GD, GE, GH, GM, HR, HU, ID, IL, IN, IS, JP, KE, KG, KM, KP, KR, KZ, LC, LK, LR, LS, LT, LU, LV, MA, MD, MG, MK, MN, MW, MX, MZ, NA, NG, NI, NO, NZ, OM, PG, PH, PL, PT, RO, RU, SC, SD, SE, SG, SK, SL, SM, SY, TJ, TM, TN, TR, TT, TZ, UA, UG, UZ, VC, VN, YU, ZA, ZM, ZW, ARIPO patent (BW, GH, GM, KE, LS, MW, MZ, NA, SD, SL, SZ, TZ, UG, ZM, ZW), Eurasian patent (AM, AZ, BY, KG, KZ, MD, RU, TJ, TM), European patent (AT, BE, BG, CH, CY, CZ, DE, DK, EE, ES, FI, FR, GB, GR, HU, IE, IS, IT, LT, LU, LV, MC, NL, PL, PT, RO, SE, SI, SK, TR), OAPI patent (BF, BJ, CF, CG, CI, CM, GA, GN, GQ, GW, ML, MR, NE, SN, TD, TG)

— as to the applicant's entitlement to claim the priority of the earlier application (Rule 4.17(iii)) for the following designations AE, AG, AL, AM, AT, AU, AZ, BA, BB, BG, BR, BW, BY, BZ, CA, CH, CN, CO, CR, CU, CZ, DE, DK, DM, DZ, EC, EE, EG, ES, FI, GB, GD, GE, GH, GM, HR, HU, ID, IL, IN, IS, JP, KE, KG, KM, KP, KR, KZ, LC, LK, LR, LS, LT, LU, LV, MA, MD, MG, MK, MN, MW, MX, MZ, NA, NG, NI, NO, NZ, OM, PG, PH, PL, PT, RO, RU, SC, SD, SE, SG, SK, SL, SM, SY, TJ, TM, TN, TR, TT, TZ, UA, UG, UZ, VC, VN, YU, ZA, ZM, ZW, ARIPO patent (BW, GH, GM, KE, LS, MW, MZ, NA, SD, SL, SZ, TZ, UG, ZM, ZW), Eurasian patent (AM, AZ, BY, KG, KZ, MD, RU, TJ, TM), European patent (AT, BE, BG, CH, CY, CZ, DE, DK, EE, ES, FI, FR, GB, GR, HU, IE, IS, IT, LT, LU, LV, MC, NL, PL, PT, RO, SE, SI, SK, TR), OAPI patent (BF, BJ, CF, CG, CI, CM, GA, GN, GQ, GW, ML, MR, NE, SN, TD, TG)

— of inventorship (Rule 4.17(iv)) for US only

Published:

— without international search report and to be republished upon receipt of that report

For two-letter codes and other abbreviations, refer to the "Guidance Notes on Codes and Abbreviations" appearing at the beginning of each regular issue of the PCT Gazette.

(54) Title: ANTIBACTERIAL AGENTS

(57) Abstract: Naphthalene, quinoline, quinoxaline and naphthyridine derivatives useful in the treatment of bacterial infections in mammals, particularly humans, are disclosed herein.

WO 2006/017468 A2

TITLE

ANTIBACTERIAL AGENTS

FIELD OF THE INVENTION

5 This invention relates to novel compounds, compositions containing them, their use as antibacterials, and processes for their preparation.

BACKGROUND OF THE INVENTION

10 The emergence of pathogens resistant to known antibiotic therapy is becoming a serious global healthcare problem (Chu, et al., (1996) *J. Med. Chem.*, 39: 3853-3874). Thus, there is a need to discover new broad spectrum antibiotics useful in combating multidrug-resistant organisms. Importantly, it has now been discovered that certain compounds have antibacterial activity, and, therefore, may be useful for the treatment of bacterial infections in mammals, particularly in humans.

15

SUMMARY OF THE INVENTION

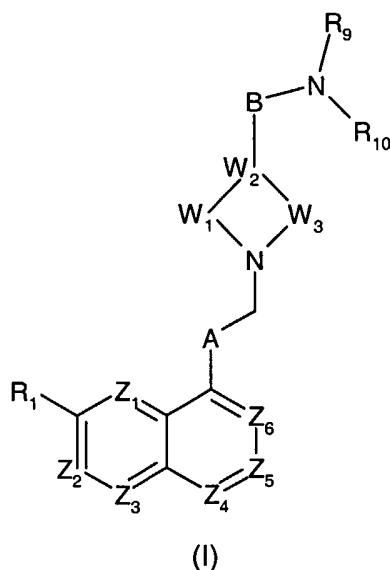
 This invention comprises compounds of the formula (I), as described hereinafter, which are useful in the treatment of bacterial infections. This invention is also a pharmaceutical composition comprising a compound according to formula (I) and a pharmaceutically acceptable carrier. This invention is also processes for the preparation of compounds of formula (I), as well as processes for the preparation of intermediates useful in the synthesis of compounds of formula (I). This invention is also a method of treating bacterial infections in mammals, particularly in humans.

20

25

DETAILED DESCRIPTION OF THE INVENTION

In one aspect, this invention provides a compound of formula (I) or a pharmaceutically acceptable salt, solvate or derivative thereof:



wherein:

5 Z_1 , Z_3 , and Z_4 are independently N or CR^{1a} ;

Z_2 , Z_5 and Z_6 are each CR^{1a} ;

R_1 and R^{1a} are independently at each occurrence hydrogen; cyano; halogen;
 10 hydroxy; (C₁₋₆)alkoxy unsubstituted or substituted by (C₁₋₆)alkoxy, hydroxy, amino, piperidyl, guanidino or amidino any of which is unsubstituted or N-substituted by one or two (C₁₋₆)alkyl, acyl, (C₁₋₆)alkylsulphonyl, CONH₂, hydroxy, (C₁₋₆)alkylthio, heterocyclylthio, heterocycloxy, arylthio, aryloxy, acylthio, acyloxy or (C₁₋₆)alkylsulphonyloxy; (C₁₋₆)alkyl; (C₁₋₆)alkylthio; trifluoromethyl; trifluoromethoxy; nitro; azido; acyl; acyloxy; acylthio; (C₁₋₆)alkylsulphonyl; (C₁₋₆)alkylsulphoxide; arylsulphonyl; arylsulphoxide; or an amino, piperidyl, guanidino or amidino group unsubstituted or N-substituted by one or two (C₁₋₆)alkyl, acyl or (C₁₋₆)alkylsulphonyl groups; or R_1 and R^{1a} of Z_2 together form ethylenedioxy;

20 A is CR_2R_3 ;

R_2 is hydrogen; halogen; hydroxy; acyloxy; or (C₁₋₆)alkoxy; and R_3 is hydrogen;

W_1 and W_3 are CR_4R_5 ;

25

R₄ is hydrogen; halogen; hydroxy; (C₁₋₆)alkyl; (C₁₋₆)alkoxy; NR^{1b}R^{1b'} or acyloxy; and
 R₅ is hydrogen or (C₁₋₆)alkyl;

5 R^{1b} and R^{1b'} are independently hydrogen; (C₁₋₆)alkyl; aryl; heteroaryl; or together
 with the nitrogen they are attached form an aziridine, azetidine, pyrrolidine, piperidine or
 hexamethyleneimine ring (wherein said aziridine, azetidine, pyrrolidine, piperidine or
 hexamethyleneimine ring is optionally substituted with 1 to 3 substituents selected from
 halogen, (C₁₋₆)alkyl, hydroxy or aryl);

10 W₂ is CR₆;

R₆ is hydrogen; halogen; hydroxy; (C₁₋₆)alkyl; NR^{1c}R^{1c'}; acyloxy; or (C₁₋₆)alkoxy;

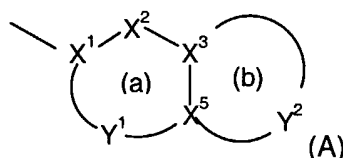
15 R^{1c} and R^{1c'} are independently hydrogen; (C₁₋₆)alkyl; aryl; heteroaryl; or together
 with the nitrogen they are attached form an aziridine, azetidine, pyrrolidine, piperidine or
 hexamethyleneimine ring (wherein said aziridine, azetidine, pyrrolidine, piperidine or
 hexamethyleneimine ring is optionally substituted with 1 to 3 substituents selected from
 halogen, (C₁₋₆)alkyl, hydroxy or aryl);

20 B is CR₇R₈;

R₇ and R₈ are independently hydrogen or (C₁₋₆)alkyl;

25 R₉ is hydrogen; aryl; heteroaryl; (C₁₋₆)alkyl unsubstituted or substituted by one or
 two (C₁₋₆)alkoxy, acyloxy, carboxy, hydroxy, amino, piperidyl, piperazinyl, morpholino,
 guanidino, or amidino, any of which is unsubstituted or N-substituted by one or two aryl,
 heteroaryl, halogen, unsubstituted (C₁₋₆)alkyl, acyl, (C₁₋₆)alkylsulphonyl, arylsulphonyl,
 hydroxy, (C₁₋₆)alkylthio, heterocyclylthio, heterocyclioxy, arylthio, aryloxy, acylthio,
 acyloxy, or (C₁₋₆)alkylsulphonyloxy, so long as the substitution does not lead to an
 30 unstable compound; (C₁₋₆)alkylcarbonyl; or (C₂₋₆)alkenylcarbonyl;

R₁₀ is a group -U-R₁₁ where R₁₁ is a substituted or unsubstituted bicyclic
 carbocyclic or heterocyclic ring system (A):



containing up to four heteroatoms in each ring in which at least one of rings (a) and (b) is aromatic;

- 5 X^1 is C or N when part of an aromatic ring or CR_{12} when part of a non aromatic ring;

X^2 is N, NR_{13} , O, $S(O)_x$, CO or CR_{12} when part of an aromatic or non-aromatic ring or may in addition be $CR_{14}R_{15}$ when part of a non aromatic ring;

X^3 and X^5 are independently N or C;

- 10 Y^1 is a 0 to 4 atom linker group each atom of which is independently selected from N, NR_{13} , O, $S(O)_x$, CO and CR_{12} when part of an aromatic or non-aromatic ring or may additionally be $CR_{14}R_{15}$ when part of a non aromatic ring,

Y^2 is a 2 to 6 atom linker group, each atom of Y^2 being independently selected from N, NR_{13} , O, $S(O)_x$, CO and CR_{12} when part of an aromatic or non-aromatic ring or

- 15 may additionally be $CR_{14}R_{15}$ when part of a non aromatic ring;

R_{12} , R_{14} and R_{15} are at each occurrence independently selected from: H; (C_1-4) alkylthio; halo; (C_1-4) alkyl; (C_2-4) alkenyl; hydroxy; hydroxy (C_1-4) alkyl; mercapto (C_1-4) alkyl; (C_1-4) alkoxy; trifluoromethoxy; nitro; cyano; carboxy; amino or aminocarbonyl unsubstituted or substituted by (C_1-4) alkyl;

20

R_{13} is at each occurrence independently hydrogen; trifluoromethyl; (C_1-4) alkyl unsubstituted or substituted by hydroxy, carboxy, (C_1-4) alkoxy, (C_1-6) alkylthio, halo or trifluoromethyl; (C_2-4) alkenyl; or aminocarbonyl wherein the amino group is optionally substituted with (C_1-4) alkyl;

25

each x is independently 0, 1 or 2;

U is $C(=O)$; SO_2 ; or $CR_{16}R_{17}$; and

- 30 R_{16} and R_{17} are independently selected from H; aryl; heteroaryl; (C_1-6) alkyl; (C_1-6) alkyl substituted by (C_1-6) alkoxy, hydroxy, amino, piperidyl, piperazinyl, morpholino, guanidino, or amidino, any of which is substituted or N-substituted by one or two H, aryl, heteroaryl, halogen, cyano, CF_3 , (C_1-6) alkyl, acyl, (C_1-6) alkylsulphonyl, arylsulphonyl,

hydroxy, (C₁₋₆)alkylthio, heterocyclylthio, heterocyclyloxy, arylthio, aryloxy, acylthio, acyloxy, or (C₁₋₆)alkylsulphonyloxy, so long as the substitution does not lead to an unstable compound; (C₁₋₆)alkoxy-substituted(C₁₋₆)alkyl; hydroxy-substituted(C₁₋₆)alkyl; amino-substituted(C₁₋₆)alkyl, which is N-substituted by one or two (C₁₋₆)alkyl, acyl, (C₁₋₆)alkylsulphonyl, or arylsulphonyl; (C₁₋₆)alkylcarbonyl; (C₂₋₆)alkenylcarbonyl; (C₁₋₆)alkoxycarbonyl; CO₂H; or CF₃; or a pharmaceutically acceptable salt or solvate thereof.

In some embodiments, this invention describes a compound of formula (I) wherein Z₁ and Z₄ are N; and Z₃ is CR^{1a}.

In certain embodiments, this invention describes a compound of formula (I) wherein R₁ is OCH₃.

In some embodiments, this invention describes a compound of formula (I) wherein R^{1a} is at each occurrence independently hydrogen; halogen; or cyano.

In certain embodiments, this invention describes a compound of formula (I) wherein Z₁ and Z₄ are N; and Z₃ is CR^{1a}; R^{1a} of Z₂, Z₃ and Z₅ are each hydrogen; R^{1a} of Z₆ is hydrogen, fluorine or cyano; and R₁ is OCH₃.

In some embodiments, this invention describes a compound of formula (I) wherein Z₁ and Z₄ are N; and Z₃ is CR^{1a}; R^{1a} of Z₂, Z₃ and Z₅ are each hydrogen; R^{1a} of Z₆ is hydrogen, fluorine or cyano; R₁ is OCH₃; R₂ is hydrogen or hydroxy; R₄ is hydrogen; halogen; hydroxy; (C₁₋₆)alkyl; or (C₁₋₆)alkoxy; R₅ is hydrogen or (C₁₋₆)alkyl; R₆ is hydrogen; hydroxy; halogen; or (C₁₋₆)alkyl; R₉ is hydrogen or (C₁₋₆)alkyl; and U is CH₂; SO₂; or C(=O).

In certain aspects, this invention describes a compound of formula (I) wherein Z₁ and Z₄ are N; and Z₃ is CR^{1a}; R^{1a} of Z₂, Z₃ and Z₅ are each hydrogen; R^{1a} of Z₆ is hydrogen, fluorine or cyano; R₁ is OCH₃; R₂ is hydrogen or hydroxy; R₄ is hydrogen; halogen; hydroxy; (C₁₋₆)alkyl; or (C₁₋₆)alkoxy; R₅ is hydrogen or (C₁₋₆)alkyl; R₆ is hydrogen; hydroxy; halogen; or (C₁₋₆)alkyl; R₉ is hydrogen or (C₁₋₆)alkyl; and U is CH₂; SO₂; or C(=O); and R₁₁ is: 4H-Pyrido[3,2-b][1,4]thiazin-3-oxo-6-yl; 2,3-Dihydro-benzo[1,4]dioxin-6-yl; 4H-Pyrido[3,2-b][1,4]oxazin-3-oxo-6-yl; 4H-benzo[1,4]thiazin-3-oxo-6-yl; 2,3-Dihydro-furo[2,3-c]pyridin-5-yl; 7-Chloro-4H-pyrido[3,2-b]oxazin-3-oxo-6-yl; 2,3-Dihydro-[1,4]dioxino[2,3-c]pyridin-6-yl; 2,3-Dihydro-benzofuran-7-carbonitrile-5-yl; 7-Methyl-4H-pyrido[3,2-b][1,4]thiazin-3-oxo-6-yl; 3-Oxa-1-thia-5-aza-indan-5-yl; 5-Methyl-2,3-dihydro-benzo[1,4]dioxin-6-yl; 6-Fluoro-2,3-dihydro[1,4]dioxin-7-yl; 2,3-Dihydro-benzofuran-5-yl; 7-Fluoro-4H-benzo[1,4]thiazin-3-oxo-6-yl; 4H-Benzo[1,4]thiazin-3-oxo-6-yl; or 8-Methyl-2,3-dihydro-benzo[1,4]dioxin-6-yl.

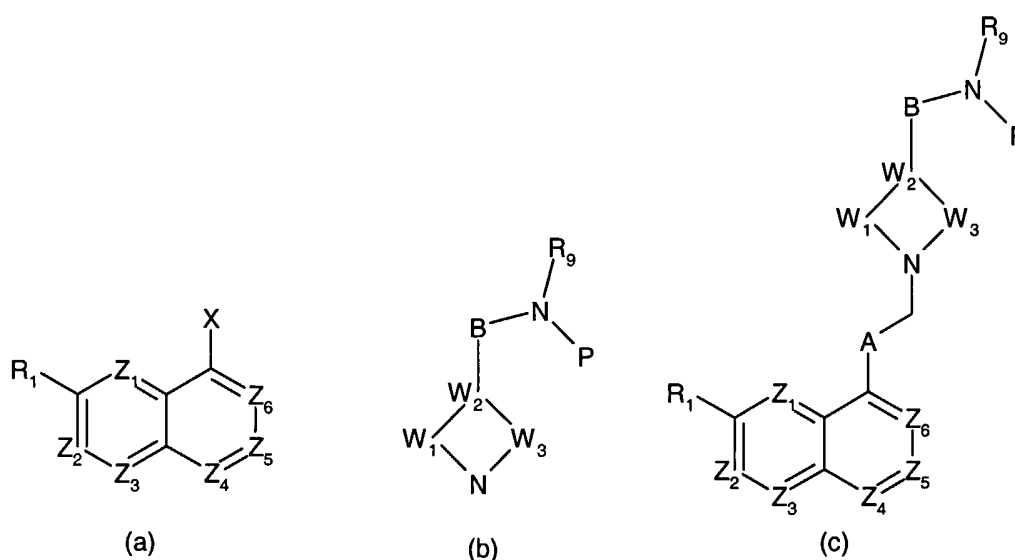
In some embodiments, this invention describes a compound of formula (I) wherein Z₁ and Z₄ are N; and Z₃ is CR^{1a}; R^{1a} of Z₂, Z₃ and Z₅ are each hydrogen; R^{1a} of Z₆ is hydrogen, fluorine or cyano; R₁ is OCH₃; R₂ is hydrogen or hydroxy; R₄ is hydrogen;

halogen; hydroxy; (C₁₋₆)alkyl; or (C₁₋₆)alkoxy; R₅ is hydrogen or (C₁₋₆)alkyl; R₆ is hydrogen; hydroxy; halogen; or (C₁₋₆)alkyl; R₉ is hydrogen or (C₁₋₆)alkyl; and U is CH₂; SO₂; or C(=O); and R₁₁ is 4H-Pyrido[3,2-b][1,4]thiazin-3-oxo-6-yl or 4H-Pyrido[3,2-b][1,4]oxazin-3-oxo-6-yl.

- 5 In certain embodiments, this invention describes a compound of formula (I) wherein the compound is 6-(((1-(2-[3-fluoro-6-(methyloxy)-1,5-naphthyridin-4-yl]ethyl)-3-azetidiny)methyl]amino)methyl)-2H-pyrido[3,2-b][1,4]thiazin-3(4H)-one or 6-(((1-(2-[3-fluoro-6-(methyloxy)-1,5-naphthyridin-4-yl]ethyl)-3-azetidiny)methyl]amino)methyl)-2H-pyrido[3,2-b][1,4]oxazin-3(4H)-one, or a pharmaceutically acceptable salt or solvate thereof.

In some embodiments, this invention describes a process for preparing an intermediate useful in the synthesis of a compound of formula (I), a compound of formula (I), or a pharmaceutically acceptable salt, solvate or derivative of a compound of formula (I), which process comprises:

- (1) reacting a compound of formula (a) with a compound of formula (b) to form a compound of formula (c):



wherein:

Z₁, Z₂, Z₃, Z₄, Z₅, Z₆, R₁, W₁, W₂, W₃, A, B and R₉ are as defined in formula (I);

X is oxirane, CH=CH₂, or CR₂R₃CH₂-L;

L is a leaving group;

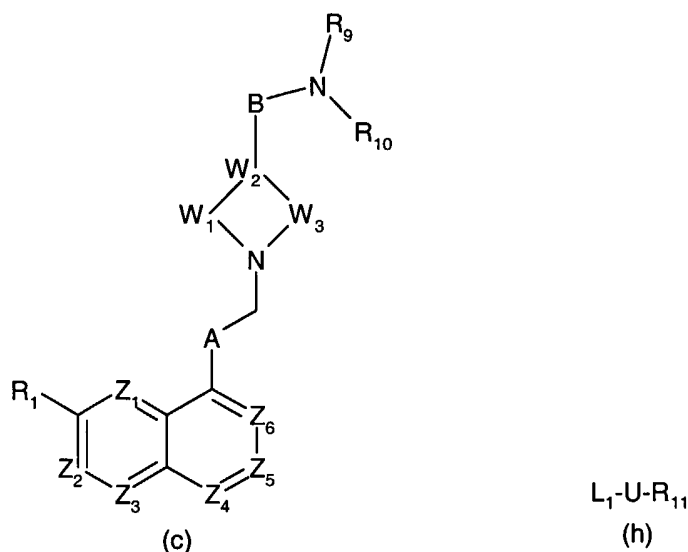
P is hydrogen, a suitable protecting group or R₁₀; and

when P is R₁₀;

(2) optionally forming a pharmaceutically acceptable salt, solvate or derivative thereof.

In certain embodiments, this invention describes a process for preparing a compound of formula (I), or a pharmaceutically acceptable salt, solvate or derivative thereof, which process comprises:

(1) reacting a compound of formula (c), wherein P is hydrogen, with a compound of formula (h):

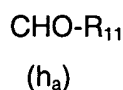


wherein:

U and R₁₁ are as previously defined in claim 1;

L₁ is a leaving group; or

reacting a compound of formula (c), wherein P is hydrogen, with a compound of formula (h_a):



and reducing the resulting imine; and

(2) optionally forming a pharmaceutically acceptable salt, solvate or derivative thereof.

In certain embodiments, this invention describes a pharmaceutical composition comprising a compound of formula I or any one of the embodiments described herein, and a pharmaceutically acceptable carrier.

In some embodiments, this invention describes a method of treating bacterial infections which comprises administering to a mammal in need thereof an effective amount of a compound of formula I or any of its embodiments described herein.

In some embodiments, this invention describes compounds of formula I wherein
 5 the (a) and (b) rings of R₁₁ are both aromatic as demonstrated by the following non-limiting examples: 1H-pyrrolo[2,3-b]-pyridin-2-yl, 1H-pyrrolo[3,2-b]-pyridin-2-yl, 3H-imidazo[4,5-b]-pyridin-2-yl, 3H-quinazolin-4-one-2-yl, benzimidazol-2-yl, benzo[1,2,3]-thiadiazol-5-yl, benzo[1,2,5]-oxadiazol-5-yl, benzofur-2-yl, benzothiazol-2-yl, benzo[b]thiophen-2-yl, benzoxazol-2-yl, chromen-4-one-3-yl, imidazo[1,2-a]pyridin-2-yl, imidazo-[1,2-a]-pyrimidin-
 10 2-yl, indol-2-yl, indol-6-yl, isoquinolin-3-yl, [1,8]-naphthyridine-3-yl, oxazolo[4,5-b]-pyridin-2-yl, quinolin-2-yl, quinolin-3-yl, quinoxalin-2-yl, indan-2-yl, naphthalen-2-yl, 1,3-dioxo-isoindol-2-yl, benzimidazol-2-yl, benzothiophen-2-yl, 1H-benzotriazol-5-yl, 1H-indol-5-yl, 3H-benzooxazol-2-one-6-yl, 3H-benzooxazol-2-thione-6-yl, 3H-benzothiazol-2-one-5-yl, 3H-quinazolin-4-one-2-yl, 3H-quinazolin-4-one-6-yl, 4-oxo-4H-pyrido[1,2-a]pyrimidin-3-yl,
 15 benzo[1,2,3]thiadiazol-6-yl, benzo[1,2,5]thiadiazol-5-yl, benzo[1,4]oxazin-2-one-3-yl, benzothiazol-5-yl, benzothiazol-6-yl, cinnolin-3-yl, imidazo[1,2-a]pyridazin-2-yl, imidazo[1,2-b]pyridazin-2-yl, pyrazolo[1,5-a]pyrazin-2-yl, pyrazolo[1,5-a]pyridin-2-yl, pyrazolo[1,5-a]pyrimidin-6-yl, pyrazolo[5,1-c][1,2,4]triazin-3-yl, pyrido[1,2-a]pyrimidin-4-one-2-yl, pyrido[1,2-a]pyrimidin-4-one-3-yl, quinazolin-2-yl, quinoxalin-6-yl, thiazolo[3,2-a]pyrimidin-5-one-7-yl, thiazolo[5,4-b]pyridin-2-yl, thieno[3,2-b]pyridin-6-yl, thiazolo[5,4-b]pyridin-6-yl, 4-oxo-4H-pyrido[1,2-a]pyrimidin-2-yl, 1-oxo-1,2-dihydro-isoquinolin-3-yl, thiazolo[4,5-b]pyridin-5-yl, [1,2,3]thiadiazolo[5,4-b]pyridin-6-yl, 2H-isoquinolin-1-one-3-yl.

In yet other embodiments, R₁₁ is defined by a non-aromatic (a) ring and aromatic (b) ring as illustrated by the following non-limiting examples: (2S)-2,3-dihydro-1H-indol-2-
 25 yl, (2S)-2,3-dihydro-benzo[1,4]dioxine-2-yl, 3-(R,S)-3,4-dihydro-2H-benzo[1,4]thiazin-3-yl, 3-(R)-2,3-dihydro-[1,4]dioxino[2,3-b]pyridin-3-yl, 3-(S)-2,3-dihydro-[1,4]dioxino[2,3-b]pyridin-3-yl, 2,3-dihydro-benzo[1,4]dioxan-2-yl, 3-substituted-3H-quinazolin-4-one-2-yl, 2,3-dihydro-benzo[1,4]dioxan-2-yl, 1-oxo-1,3,4,5-tetrahydrobenzo[c]azepin-2-yl.

In still other embodiments, R₁₁ is defined by an aromatic (a) ring and a non aromatic (b) ring as illustrated by the following non-limiting examples: 1,1,3-trioxo-1,2,3,4-tetrahydro-1
 30 β -benzo[1,4] thiazin-6-yl, benzo[1,3]dioxol-5-yl, 2,3-dihydro-benzo[1,4]dioxin-6-yl, 2-oxo-2,3-dihydro-benzooxazol-6-yl, 4H-benzo[1,4]oxazin-3-one-6-yl (3-oxo-3,4-dihydro-2H-benzo[1,4]oxazin-6-yl), 4H-benzo[1,4]thiazin-3-one-6-yl (3-oxo-3,4-dihydro-2H-benzo[1,4]thiazin-6-yl), 4H-benzo[1,4]oxazin-3-one-7-yl, 4-oxo-2,3,4,5-tetrahydro-
 35 benzo[b][1,4]thiazepine-7-yl, 5-oxo-2,3-dihydro-5H-thiazolo[3,2-a]pyrimidin-6-yl, benzo[1,3]dioxol-5-yl, 2-oxo-2,3-dihydro-1H-pyrido[2,3-b][1,4]thiazin-7-yl, 2-oxo-2,3-

dihydro-1H-pyrido[3,4-b][1,4]thiazin-7-yl, 3-oxo-3,4-dihydro-2H-pyrido[3,2-b][1,4]thiazin-6-yl, 2,3-dihydro-[1,4]dioxino[2,3-b]pyridin-6-yl, 2,3-dihydro-[1,4]dioxino[2,3-c]pyridin-7-yl, 2,3-dihydro-[1,4]dioxino[2,3-b]pyridin-7-yl, 6,7-dihydro-[1,4]dioxino[2,3-d]pyrimidin-2-yl, 3-oxo-3,4-dihydro-2H-pyrido[3,2-b][1,4]oxazin-6-yl, 2-oxo-2,3-dihydro-1H-pyrido[3,4-b][1,4]oxazin-7-yl, 2-oxo-2,3-dihydro-1H-pyrido[2,3-b][1,4]oxazin-7-yl, 6-oxo-6,7-dihydro-5H-8-thia-1,2,5-triaza-naphthalen-3-yl, 3,4-dihydro-2H-benzo[1,4]oxazin-6-yl, 3-substituted-3H-benzooxazol-2-one-6-yl, 3-substituted-3H-benzooxazole-2-thione-6-yl, 3-substituted-3H-benzothiazol-2-one-6-yl, 2,3-dihydro-1H-pyrido[2,3-b][1,4]thiazin-7-yl, 3,4-dihydro-2H-benzo[1,4]thiazin-6-yl, 3,4-dihydro-1H-quinolin-2-one-7-yl, 3,4-dihydro-1H-quinoxalin-2-one-7-yl, 6,7-dihydro-4H-pyrazolo[1,5-a]pyrimidin-5-one-2-yl, 5,6,7,8-tetrahydro-[1,8]naphthyridin-2-yl, 2-oxo-3,4-dihydro-1H-[1,8]naphthyridin-6-yl, 3,4-dihydro-2H-pyrido[3,2-b][1,4]thiazin-6-yl.

Unless otherwise defined, the term "alkyl" when used alone or when forming part of other groups (such as the 'alkoxy' group) includes substituted or unsubstituted, straight or branched chain alkyl groups containing the specified range of carbon atoms. For example, the term "(C₁₋₆)alkyl" include methyl, ethyl, propyl, butyl, iso-propyl, sec-butyl, tert-butyl, iso-pentyl, and the like.

The term "alkenyl" means a substituted or unsubstituted alkyl group of the specified range of carbon atoms, wherein one carbon-carbon single bond is replaced by a carbon-carbon double bond. For example, the term "(C₂₋₆)alkenyl" include ethylene, 1-propene, 2-propene, 1-butene, 2-butene, and isobutene, and the like. Both cis and trans isomers are included.

The term "cycloalkyl" refers to substituted or unsubstituted carbocyclic system of the specified range of carbon atoms, which may contain up to two unsaturated carbon-carbon bonds. For example, the term "(C₃₋₇)cycloalkyl" include cyclopropyl, cyclobutyl, cyclopentyl, cyclopentenyl, cyclohexyl, cyclohexenyl, and cycloheptyl.

The term "alkoxy" refers to an O-alkyl radical where the alkyl group contains the specified range of carbon atoms and is as defined herein.

The term "acyl" refers to a C(=O)alkyl or a C(=O)aryl radical. In some embodiments, the alkyl group contains 13 or less carbons; in some embodiments 10 or less carbon atoms; in some embodiments 6 or less carbon atoms; and is as otherwise defined. Aryl is as defined herein.

The term "alkylcarbonyl" refers to a (C₁₋₆)alkyl(C=O)(C₁₋₆)alkyl group wherein alkyl is as otherwise defined herein.

The term "alkylsulphonyl" refers to a SO₂alkyl radical wherein the alkyl group contains the specified range of carbon atoms and is as defined herein.

The term "alkylthio" refers to a S-alkyl wherein the alkyl group contains the specified range of carbon atoms and is as defined herein.

The term "aminosulphonyl" refers to a SO₂N radical wherein the nitrogen is substituted as specified.

5 The term "aminocarbonyl" refers to a carboxamide radical wherein the nitrogen of the amide is substituted as defined.

The term "heterocyclylthio" refers to a S-heterocyclyl radical wherein the heterocyclyl moiety is as defined herein.

10 The term "heterocyclyloxy" refers to an O-heterocyclyl radical wherein heterocyclyl is as defined herein.

The term "arylthio" refers to an S-aryl radical wherein aryl is as defined herein.

The term "aryloxy" refers to an O-aryl radical wherein aryl is as defined herein.

The term "acylthio" refers to a S-acyl radical wherein acyl is as defined herein.

The term "acyloxy" refers to an O-acyl radical wherein acyl is as defined herein.

15 The term "alkoxycarbonyl" refers to a CO₂alkyl radical wherein the alkyl group contains the specified range of carbon atoms and is as defined herein.

The term "alkenyloxycarbonyl" refers to a CO₂alkyl radical wherein the alkenyl group contains the specified range of carbon atoms and is as defined herein.

20 The term "alkylsulphonyloxy" refers to an O-SO₂alkyl radical wherein the alkyl group contains the specified range of carbon atoms and is as defined herein.

The term "arylsulphonyl" refers to a SO₂aryl radical wherein aryl is as herein defined.

The term "arylsulphoxide" refers to a SOaryl radical wherein aryl is as defined herein.

25 Unless otherwise defined, suitable substituents for any alkyl, alkoxy, alkenyl, and cycloalkyl groups includes up to three substituents selected from the group consisting of hydroxy, halogen, nitro, cyano, carboxy, amino, amidino, sulphonamido, unsubstituted (C₁-3)alkoxy, trifluoromethyl, and acyloxy.

Halo or halogen includes fluoro, chloro, bromo and iodo.

30 The term "haloalkyl" refers to an alkyl radical containing the specified range of carbon atoms and is as otherwise defined herein, which is further substituted with 1-3 halogen atoms.

The term "haloalkoxy" refers to an alkoxy radical of the specified range and as defined herein, which is further substituted with 1-3 halogen atoms.

35 The term "hydroxyalkyl" refers to an alkyl group as defined herein, further substituted with a hydroxy group.

Unless otherwise defined, the term "heterocyclic" or "heterocyclyl" as used herein includes optionally substituted aromatic and non-aromatic, single and fused, mono- or bicyclic rings suitably containing up to four hetero-atoms in each ring selected from oxygen, nitrogen and sulphur, which rings may be unsubstituted or C-substituted by, for example, up to three groups selected from (C₁₋₄)alkylthio; halo; (C₁₋₄)haloalkoxy; (C₁₋₄)haloalkyl; (C₁₋₄)alkyl; (C₂₋₄)alkenyl; hydroxy; hydroxy, (C₁₋₄)alkyl; (C₁₋₄)thioalkyl; (C₁₋₄)alkoxy; nitro; cyano, carboxy; (C₁₋₄)alkylsulphonyl; (C₂₋₄)alkenylsulphonyl; or aminosulphonyl wherein the amino group is optionally substituted by (C₁₋₄)alkyl or (C₂₋₄)alkenyl.

Each heterocyclic ring suitably has from 3 to 7, preferably 5 or 6, ring atoms. A fused heterocyclic ring system may include carbocyclic rings and need include only one heterocyclic ring.

Compounds within the invention containing a heterocyclyl group may occur in two or more tautomeric forms depending on the nature of the heterocyclyl group; all such tautomeric forms are included within the scope of the invention.

Where an amino group forms part of a single or fused non-aromatic heterocyclic ring as defined above suitable optional substituents in such substituted amino groups include hydrogen; trifluoromethyl; (C₁₋₄)alkyl optionally substituted by hydroxy, (C₁₋₄)alkoxy, (C₁₋₄)alkylthio, halo or trifluoromethyl; and (C₂₋₄)alkenyl.

The term "heterocyclylalkyl" refers to a (C₁₋₆)alkyl radical which bears as a substituent a heterocyclyl group, wherein heterocyclyl and alkyl are as herein defined. The heterocyclyl group maybe joined to a primary, secondary or tertiary carbon of the (C₁₋₆)alkyl chain.

When used herein the term "aryl", includes optionally substituted phenyl and naphthyl.

Aryl groups may be optionally substituted with up to five, preferably up to three, groups selected from (C₁₋₄)alkylthio; halo; (C₁₋₄)haloalkoxy; (C₁₋₄)haloalkyl; (C₁₋₄)alkyl; (C₂₋₄)alkenyl; hydroxy; (C₁₋₄)hydroxyalkyl; (C₁₋₄)alkylthio; (C₁₋₄)alkoxy; nitro; cyano; carboxy; amino or aminocarbonyl optionally substituted by (C₁₋₄)alkyl; (C₁₋₄)alkylsulphonyl; (C₂₋₄)alkenylsulphonyl.

The term "aralkyl" refers to a (C₁₋₆)alkyl radical which bears as a substituent an aryl group, wherein aryl and alkyl are as herein defined. The aryl group maybe joined to a primary, secondary or tertiary carbon of the (C₁₋₆)alkyl chain.

This invention also contemplates that some of its structural embodiments maybe present as a solvate. Solvates maybe produced from crystallization from a given solvent or mixture of solvents, inorganic or organic. Solvates may also produced upon contact or

exposure to solvent vapors, such as water. This invention includes within its scope stoichiometric and non-stoichiometric solvates including hydrates.

Furthermore, it will be understood that phrases such as "a compound of Formula I or a pharmaceutically acceptable salt, solvate or derivative thereof" are intended to encompass the compound of Formula I, a derivative of formula (I), a pharmaceutically acceptable salt of the compound of formula (I), a solvate of formula (I), or any pharmaceutically acceptable combination of these. Thus by way of non-limiting example used here for illustrative purpose, "a compound of Formula I or a pharmaceutically acceptable salt or solvate thereof" may include a pharmaceutically acceptable salt of a compound of formula (I) that is further present as a solvate.

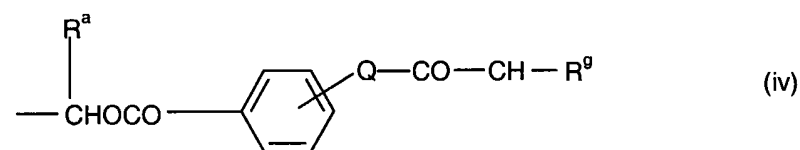
Since the compounds of formula (I) are intended for use in pharmaceutical compositions it will readily be understood that they are each provided in substantially pure form, for example at least 60% pure, more suitably at least 75% pure and preferably at least 85%, especially at least 98% pure (% are on a weight for weight basis). Impure preparations of the compounds may be used for preparing the more pure forms used in the pharmaceutical compositions; these less pure preparations of the compounds should contain at least 1%, more suitably at least 5% and preferably from 10 to 59% of a compound of the formula (I) or pharmaceutically acceptable derivative thereof.

Pharmaceutically acceptable salts of the above-mentioned compounds of formula (I) include the free base form or their acid addition or quaternary ammonium salts, for example their salts with mineral acids e.g. hydrochloric, hydrobromic, sulphuric, nitric or phosphoric acids, or organic acids, e.g. acetic, fumaric, succinic, maleic, citric, benzoic, p-toluenesulphonic, methanesulphonic, naphthalenesulphonic acid or tartaric acids. Compounds of formula (I) may also be prepared as the N-oxide. Compounds of formula (I) having a free carboxy group may also be prepared as an *in vivo* hydrolysable ester. The invention extends to all such derivatives. One of skill in the art will recognize that where compounds of the invention contain multiple basic sites, a compound of the invention may be present as a salt complexed with more than one equivalent of a corresponding acid or mixture of acids.

Pharmaceutically acceptable derivatives refers to compounds of formula (I) that have been covalently modified with a group that undergoes at least some *in vivo* cleavage to a compound of formula (I).

Examples of suitable pharmaceutically acceptable *in vivo* hydrolysable ester-forming groups include those forming esters which break down readily in the human body to leave the parent acid or its salt.

Suitable groups of this type include those of part formulae (i), (ii), (iii), (iv) and (v):



5

wherein R^a is hydrogen, (C_{1-6}) alkyl, (C_{3-7}) cycloalkyl, methyl, or phenyl, R^b is (C_{1-6}) alkyl, (C_{1-6}) alkoxy, phenyl, benzyl, (C_{3-7}) cycloalkyl, (C_{3-7}) cycloalkyloxy, (C_{1-6}) alkyl (C_{3-7}) cycloalkyl, 1-amino (C_{1-6}) alkyl, or

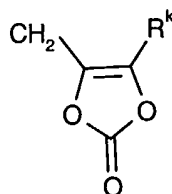
1- (C_{1-6}) alkylamino (C_{1-6}) alkyl; or R^a and R^b together form a 1,2-phenylene group optionally substituted by one or two methoxy groups; R^c represents (C_{1-6}) alkylene optionally substituted with a methyl or ethyl group and R^d and R^e independently represent (C_{1-6}) alkyl; R^f represents (C_{1-6}) alkyl; R^g represents hydrogen or phenyl optionally substituted by up to three groups selected from halogen, (C_{1-6}) alkyl, or (C_{1-6}) alkoxy; Q is oxygen or NH; R^h is hydrogen or

15 (C_{1-6}) alkyl; R^i is hydrogen, (C_{1-6}) alkyl optionally substituted by halogen, (C_{2-6}) alkenyl, (C_{1-6}) alkoxycarbonyl, aryl or heteroaryl; or R^h and R^i together form (C_{1-6}) alkylene; R^j represents hydrogen, (C_{1-6}) alkyl or (C_{1-6}) alkoxycarbonyl; and R^k represents (C_{1-8}) alkyl, (C_{1-8}) alkoxy, (C_{1-6}) alkoxy (C_{1-6}) alkoxy or aryl.

Examples of suitable *in vivo* hydrolysable ester groups include, for example,
20 acyloxy (C_{1-6}) alkyl groups such as acetoxymethyl, pivaloyloxymethyl, acetoxylethyl, pivaloyloxyethyl, 1-(cyclohexylcarbonyloxy)prop-1-yl, and (1-aminoethyl)carbonyloxymethyl; (C_{1-6}) alkoxycarbonyloxy (C_{1-6}) alkyl groups, such as

- ethoxycarbonyloxymethyl, ethoxycarbonyloxyethyl and propoxycarbonyloxyethyl; di(C₁₋₆)alkylamino(C₁₋₆)alkyl especially di(C₁₋₄)alkylamino(C₁₋₄)alkyl groups such as dimethylaminomethyl, dimethylaminoethyl, diethylaminomethyl or diethylaminoethyl; 2-(C₁₋₆)alkoxycarbonyl)-2-(C₂₋₆)alkenyl groups such as 2-(isobutoxycarbonyl)pent-2-enyl and
- 5 2-(ethoxycarbonyl)but-2-enyl; lactone groups such as phthalidyl and dimethoxyphthalidyl.

A further suitable pharmaceutically acceptable *in vivo* hydrolysable ester-forming group is that of the formula:



- 10 wherein R^k is hydrogen, C₁₋₆ alkyl or phenyl.
R^k is preferably hydrogen.

Compounds of formula (I) may also be prepared as the corresponding N-oxides.

- Certain of the compounds of formula (I) may exist in the form of optical isomers, e.g. diastereoisomers and mixtures of isomers in all ratios, e.g. racemic mixtures. The
- 15 invention includes all such form, including pure isomeric forms. The different isomeric forms may be separated or resolved one from the other by conventional methods, or any given isomer may be obtained by conventional synthetic methods or by stereospecific or asymmetric syntheses.

- One of skill in the readily appreciates that optimization for a given reaction may
- 20 require some routine variation in reaction parameters such as reaction time, temperature, energy source, pressure, light, pressure, solvent or solvents used, co-reagents, catalysts, and the like.

- Protective groups wherever found herein maybe designated by their specific formula or alternatively, maybe referred to generically by P or P_n (wherein n is an integer).
- 25 It is to be appreciated that where generic descriptors are used, that such descriptors are at each occurrence independent from each other. Thus, a compound with more than one of the same generic descriptors (e.g. P) does not indicate that each P is the same protective group, they maybe the same or different, so long as the group is suitable to the chemistry being employed. Where protection or deprotection is generically referred to,
- 30 one of ordinary skill in the art will understand this to mean that suitable conditions are employed that will allow for the removal of the protecting group to be removed while minimizing reaction at other positions of the molecule, unless otherwise indicated. Many

protective groups and protective group strategies are known to those of skill in the art in maybe found in numerous references including, Greene, et al. "Protective Groups in Organic Synthesis" (Published by Wiley-Interscience), which is herein incorporated by reference in its entirety.

5 Leaving groups wherever found herein maybe designated by a specific chemical formula, or alternatively, maybe generically referred to as L or L_n (wherein n is an integer). It is to be appreciated that where a generic descriptor is used, that such descriptors are at each occurrence independent from each other. Leaving groups can be single atoms such as Cl, Br, or I, or maybe a group such as OSO₂CH₃, OC(=O)CH₃, O(C=O)CF₃, OSO₂CF₃,
10 and the like. Leaving groups may be formed during the course of a reaction and thus a compound containing a leaving group may not always be an isolated material but rather as a reactive intermediate. By way of non-limiting example, a carboxylic acid maybe reacted with a coupling reagent such as DCC, CDI, EDCI, isobutyl chloroformate, etc, and the corresponding reactive intermediate thus formed is further reacted with the nucleophilic
15 coupling partner. In such cases, one of skill in the art appreciates that the activation step maybe performed before the introduction of the nucleophilic coupling partner, or in some cases, even in the presence of the nucleophilic coupling partner (depending upon the identity of the particular activating agent, carboxylic acid and nucleophilic coupling partner used). One skilled in the art readily ascertains that leaving groups generally refer to
20 atoms or groups which can be eliminated, substituted or otherwise dissociate during the course of the reaction.

The antibacterial compounds according to the invention may be formulated for administration in any convenient way for use in human or veterinary medicine, by analogy with other antibacterials.

25 The pharmaceutical compositions of the invention include those in a form adapted for oral, topical or parenteral use and may be used for the treatment of bacterial infection in mammals including humans.

The composition may be formulated for administration by any route. The compositions may be in the form of tablets, capsules, powders, granules, lozenges,
30 creams or liquid preparations, such as oral or sterile parenteral solutions or suspensions.

The topical formulations of the present invention may be presented as, for instance, ointments, creams or lotions, eye ointments and eye or ear drops, impregnated dressings and aerosols, and may contain appropriate conventional additives such as preservatives, solvents to assist drug penetration and emollients in ointments and creams.

35 The formulations may also contain compatible conventional carriers, such as cream or ointment bases and ethanol or oleyl alcohol for lotions. Such carriers may be

present as from about 1% up to about 98% of the formulation. More usually they will form up to about 80% of the formulation.

Tablets and capsules for oral administration may be in unit dose presentation form, and may contain conventional excipients such as binding agents, for example syrup, acacia, gelatin, sorbitol, tragacanth, or polyvinylpyrrolidone; fillers, for example lactose, sugar, maize-starch, calcium phosphate, sorbitol or glycine; tableting lubricants, for example magnesium stearate, talc, polyethylene glycol or silica; disintegrants, for example potato starch; or acceptable wetting agents such as sodium lauryl sulphate. The tablets may be coated according to methods well known in normal pharmaceutical practice. Oral liquid preparations may be in the form of, for example, aqueous or oily suspensions, solutions, emulsions, syrups or elixirs, or may be presented as a dry product for reconstitution with water or other suitable vehicle before use. Such liquid preparations may contain conventional additives, such as suspending agents, for example sorbitol, methyl cellulose, glucose syrup, gelatin, hydroxyethyl cellulose, carboxymethyl cellulose, aluminium stearate gel or hydrogenated edible fats, emulsifying agents, for example lecithin, sorbitan monooleate, or acacia; non-aqueous vehicles (which may include edible oils), for example almond oil, oily esters such as glycerine, propylene glycol, or ethyl alcohol; preservatives, for example methyl or propyl *p*-hydroxybenzoate or sorbic acid, and, if desired, conventional flavouring or colouring agents.

Suppositories will contain conventional suppository bases, e.g. cocoa-butter or other glyceride.

For parenteral administration, fluid unit dosage forms are prepared utilizing the compound and a sterile vehicle, water being preferred. The compound, depending on the vehicle and concentration used, can be either suspended or dissolved in the vehicle. In preparing solutions the compound can be dissolved in water for injection and filter sterilised before filling into a suitable vial or ampoule and sealing.

Advantageously, agents such as a local anaesthetic, preservative and buffering agents can be dissolved in the vehicle. To enhance the stability, the composition can be frozen after filling into the vial and the water removed under vacuum. The dry lyophilized powder is then sealed in the vial and an accompanying vial of water for injection may be supplied to reconstitute the liquid prior to use. Parenteral suspensions are prepared in substantially the same manner except that the compound is suspended in the vehicle instead of being dissolved and sterilization cannot be accomplished by filtration. The compound can be sterilised by exposure to ethylene oxide before suspending in the sterile vehicle. Advantageously, a surfactant or wetting agent is included in the composition to facilitate uniform distribution of the compound.

The compositions may contain from 0.1% by weight, preferably from 10-60% by weight, of the active material, depending on the method of administration. Where the compositions comprise dosage units, each unit will preferably contain from 50-500 mg of the active ingredient. The dosage as employed for adult human treatment will preferably
5 range from 100 to 3000 mg per day, for instance 1500 mg per day depending on the route and frequency of administration. Such a dosage corresponds to 1.5 to 50 mg/kg per day. Suitably the dosage is from 5 to 20 mg/kg per day.

The compound of formula (I) may be the sole therapeutic agent in the compositions of the invention or a combination with other antibacterials. If the other
10 antibacterial is a β -lactam then a β -lactamase inhibitor may also be employed.

Compounds of formula (I) are active against a wide range of organisms including both Gram-negative and Gram-positive organisms.

The compounds of this invention may also be used in the manufacture of medicaments useful in treating bacterial infections in humans or other mammals.

15 All publications, including but not limited to patents and patent applications, cited in this specification are herein incorporated by reference (whether specifically stated to be so or not) as if each individual publication were specifically and individually indicated to be incorporated by reference herein as though fully set forth.

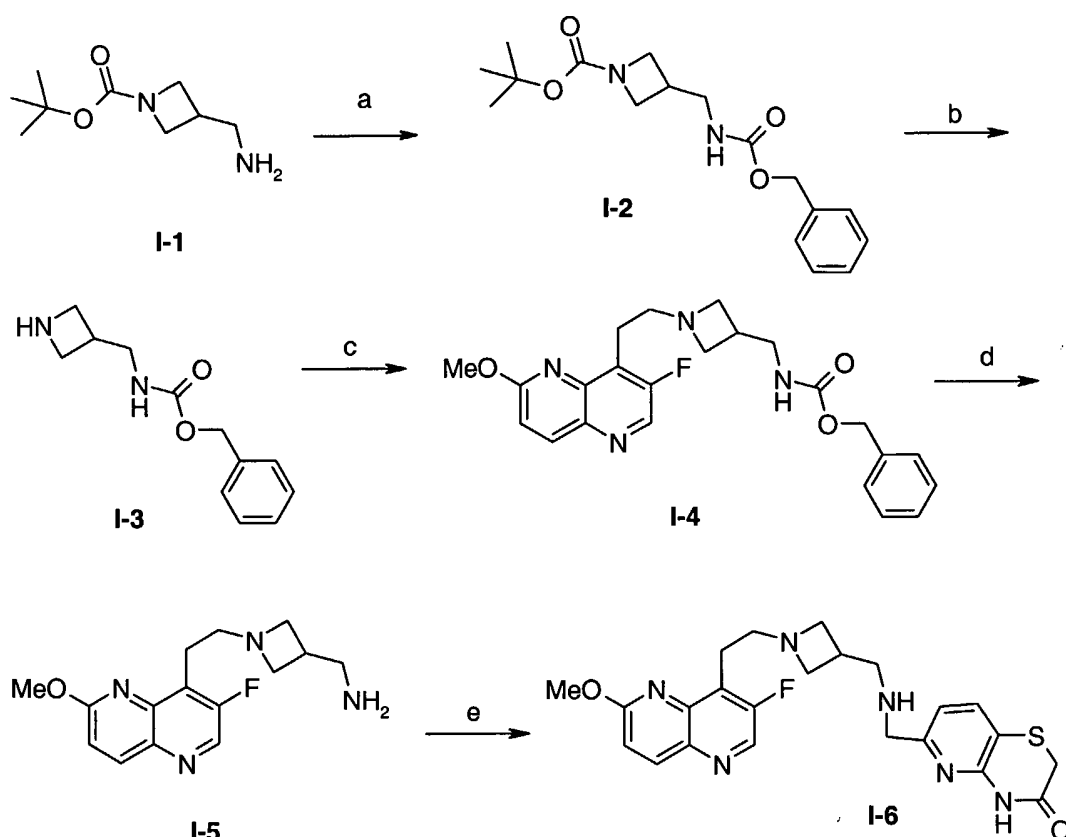
The following examples illustrate the preparation of certain compounds of formula
20 (I) and the activity of certain compounds of formula (I) against various bacterial organisms. Although specific examples are described in the schemes, one of skill in the art appreciates that the methods are more generally applicable.

One of skill in the art readily appreciates that although the following schemes describe specific examples, they maybe more generally applied to produce additional
25 embodiments of this invention. Furthermore, the examples set forth below are illustrative of the present invention and are not intended to limit, in any way, the scope of the present invention.

The compounds of the present invention were prepared by the methods illustrated in Scheme I.

30

Scheme I



Reagents and conditions: (a) Cbz-succinamide, Et₃N, DMF, RT; (b) TFA, CH₂Cl₂, RT; (c) 8-ethenyl-7-fluoro-2-(methyloxy)-1,5-naphthyridine, EtOH, 75 °C; (d) H₂, Pd(OH)₂, MeOH, RT; (e) 3-oxo-3,4-dihydro-2H-pyrido[1,4]thiazine-6-carboxaldehyde, CH₂Cl₂, EtOH; NaBH(OAc)₃, RT.

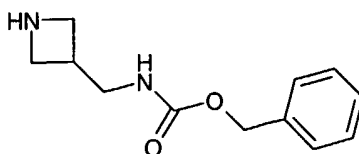
Pyrrolidine I-1 was reacted with a suitable electrophile such as Cbz-chloride or Cbz-succinamide to afford bis-carbamate I-2. Selective removal of the Boc group afforded I-3 and was achieved with TFA in methylene chloride. Other acids (HCl, HF, etc.) can be used to remove this protecting group. Amine I-3 can then be heated with a vinyl naphthyridine (such as 8-ethenyl-7-fluoro-2-(methyloxy)-1,5-naphthyridine as shown) either neat or in a suitable solvent (EtOH, DMF) generating the product I-4. Deprotection of the benzyl carbamate functionality was performed under hydrogenolysis conditions. The use of protecting groups to mask reactive functionality is well-known to those of skill in the art, and other protecting groups are listed in standard reference volumes, such as Greene, "Protective Groups in Organic Synthesis" (published by Wiley-Interscience), previously cited herein. The primary amine derivative I-5 was then converted to a secondary amine I-6 by reaction with an aldehyde and a suitable reducing agent. For example, [(1-{2-[3-

fluoro-6-(methoxy)-1,5-naphthyridin-4-yl]ethyl}-3-azetidiny]methyl]amine is converted to an imine by reaction with an aldehyde in protic or aprotic solvents such as DMF, CH₂Cl₂, EtOH or CH₃CN. The imine is subsequently or simultaneously reacted with a suitable reducing agent such as NaBH₄, NaBH(OAc)₃ or NaBH₃CN in solvent. Depending on whether acid neutralization is required, an added base, such as triethylamine (Et₃N), diisopropylethylamine ((i-Pr)₂NEt), or K₂CO₃, may be used. Many additional methods for reductive aminations are known, and can be found in standard reference books, such as "Compendium of Organic Synthetic Methods", Vol. I - VI (published by Wiley-Interscience), which is herein incorporated in its entirety.

General

Proton nuclear magnetic resonance (¹H NMR) spectra were recorded at 300 MHz, and chemical shifts are reported in parts per million (δ) downfield from the internal standard tetramethylsilane (TMS). Abbreviations for NMR data are as follows: s = singlet, d = doublet, t = triplet, q = quartet, m = multiplet, dd = doublet of doublets, dt = doublet of triplets, app = apparent, br = broad. J indicates the NMR coupling constant measured in Hertz. CDCl₃ is deuteriochloroform, DMSO-d₆ is hexadeuteriodimethylsulfoxide, and CD₃OD is tetradeuteriomethanol. Mass spectra were obtained using electrospray (ES) ionization techniques. Elemental analyses were performed by Quantitative Technologies Inc., Whitehouse, NJ. Melting points were obtained on a Thomas-Hoover melting point apparatus and are uncorrected. All temperatures are reported in degrees Celsius. E. Merck Silica Gel 60 F-254 thin layer plates were used for thin layer chromatography. Flash chromatography was carried out on E. Merck Kieselgel 60 (230-400 mesh) silica gel. Analytical HPLC was performed on Beckman chromatography systems. Preparative HPLC was performed using Gilson chromatography systems. ODS refers to an octadecylsilyl derivatized silica gel chromatographic support. YMC ODS-AQ® is an ODS chromatographic support and is a registered trademark of YMC Co. Ltd., Kyoto, Japan. PRP-1® is a polymeric (styrene-divinylbenzene) chromatographic support, and is a registered trademark of Hamilton Co., Reno, Nevada. Celite® is a filter aid composed of acid-washed diatomaceous silica, and is a registered trademark of Manville Corp., Denver, Colorado.

Preparation 1

Preparation of phenylmethyl (3-azetidinylmethyl)carbamate

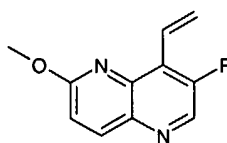
- 5 a) 1,1-Dimethylethyl 3-[[[(phenylmethyl)oxy]carbonyl]amino)methyl]-1-azetidinecarboxylate

To a solution of 1,1-dimethylethyl 3-(aminomethyl)-1-azetidinecarboxylate (5.0 g, 26.84 mmole) in DMF (40 mL) was added triethylamine (4.9 mL, 34.9 mmole) and Cbz-succinamide (8.7 g, 34.9 mmole). After 18 hours, the reaction solution was concentrated under vacuum and redissolved in EtOAc (250 mL). The organic solution was washed with H₂O (2 x 150 mL), brine (100 mL) and dried over Na₂SO₄ and concentrated. The remaining residue was purified on silica (hexanes/EtOAc, 1:1) to give the title compound (5.5 g, 64%) as a light yellow oil: LC-MS (ES) m/e 321 (M + H)⁺.

- 15 b) Phenylmethyl (3-azetidinylmethyl)carbamate

To a solution of 1,1-dimethylethyl 3-[[[(phenylmethyl)oxy]carbonyl]amino)methyl]-1-azetidinecarboxylate (17.2 mmoles, 5.5 g) in DCM (100 mL) at RT was added TFA (50 mL). After 2 h, the reaction solution was concentrated under vacuum and purified on silica (CHCl₃/MeOH, 9:1 containing 5% NH₄OH) to give the title compound (3.59 g, 95%) as a light yellow oil: LC-MS (ES) m/e 221 (M + H)⁺.

Preparation 2



- 25 Preparation of 8-ethenyl-7-fluoro-2-(methoxy)-1,5-naphthyridine

- a) (2-[(6-Methoxypyridin-3-ylamino)methylene]malonic acid diethyl ester

A solution of 5-amino-2-methoxypyridine (Aldrich, 100g, 0.806 mole) and diethyl ethoxymethylenemalonate (Aldrich, 163 mL, 0.806 mole) in EtOH (1 L) was heated at reflux for 4 hours, then was cooled to RT. Concentration to dryness gave the title compound (238 g, quantitative).

5

b) 6-Methoxy-4-oxo-1,4-dihydro-[1,5]naphthyridine-3-carboxylic acid ethyl ester

Dowtherm A (Fluka, 500 mL) was brought to boiling (250 °C) in a 2 L 3-neck flask fitted with a still-head and a reflux condenser. 2-[(6-Methoxypyridin-3-ylamino)methylene]malonic acid diethyl ester (100 g, 0.34 mole) was added portionwise over 5 min. The solution was heated at reflux for an additional 15 min, allowing some solvent to distil over. The resulting solution was cooled to RT and diluted with hexanes (750 mL). The mixture was cooled in ice for 1 hr, then the brown solid was filtered off, washed with hexanes, and dried under vacuum to afford the title compound (61.72g, 73%).

15

c) 4-Bromo-6-methoxy-[1,5]naphthyridine-3-carboxylic acid ethyl ester

A suspension of 6-methoxy-4-oxo-1,4-dihydro-[1,5]naphthyridine-3-carboxylic acid ethyl ester (74.57 g, 300 mmole) in dry DMF (260 mL) under argon was stirred efficiently* in a water bath (to maintain approximately RT - may need slight ice-cooling on a large scale). Phosphorus tribromide (30.0 mL, 316 mmole) was added dropwise over 15 min and stirring was continued for an additional 30 min. Water (1 L) was added, followed by saturated sodium carbonate solution to pH 7. The solid was collected by suction filtration, washed with water and dried under vacuum over phosphorus pentoxide to give the title compound (83.56 g, 90%).

25

d) 4-Bromo-6-methoxy-[1,5]naphthyridine-3-carboxylic acid

2 N NaOH (300 mL, 600 mmole) was added dropwise over 30 min to a stirred solution of 4-bromo-6-methoxy-[1,5]naphthyridine-3-carboxylic acid ethyl ester (83.56 g, 268 mmole) in THF (835 mL). Stirring was continued overnight, at which time LC/MS showed that the saponification was complete. 2 N HCl was added to pH 6 and the THF was removed *in vacuo*. 2 N HCl was added to pH 2, then water (250 mL) was added, and the mixture was cooled thoroughly in ice. The solid was collected by suction filtration, washed with water and dried (first using a rotary evaporator at 50 °C and then under high vacuum at 50 °C overnight) to give the title compound (76.7 g, slightly over quantitative). This material was used without further purification.

35

e) 4-Bromo-6-methoxy-[1,5]naphthyridin-3-ylamine

A suspension of 4-bromo-6-methoxy-[1,5]naphthyridine-3-carboxylic acid (50 g, 177 mmole) in dry DMF (600 mL) was treated with triethylamine (222.5 mL, 1.60 mole),
5 *tert*-butanol (265 mL, 2.77 mole), and diphenylphosphoryl azide (41.75 mL, 194 mmole). The reaction was stirred under argon at 100 °C for 1 hr, then was cooled to RT and concentrated to low volume. Ethyl acetate and excess aqueous sodium bicarbonate solution were added, the mixture was shaken, and some insoluble solid was filtered off. The layers were separated and the organic phase was washed with water (2x) and dried
10 (MgSO₄). Concentration to dryness gave a crude mixture of 4-bromo-6-methoxy-[1,5]naphthyridin-3-ylamine (minor product) and (4-bromo-6-methoxy-[1,5]naphthyridin-3-ylamine)carbamic acid *tert*-butyl ester (major product) along with impurities.

Without further purification, this mixture was dissolved in CH₂Cl₂ (150 mL) and treated with trifluoroacetic acid (100 mL). The reaction was stirred for 3 hr then was
15 concentrated to dryness. The residue was partitioned between CHCl₃ and saturated sodium bicarbonate solution and the layers were separated. The aqueous phase was extracted with CHCl₃, and the combined organics were dried (MgSO₄) and concentrated to low volume. The solid was collected by suction filtration, washed with a small volume of CHCl₃ and dried under vacuum to afford a first crop of the title compound (31.14 g). The
20 filtrate was purified by flash chromatography on silica gel (30% EtOAc/CHCl₃) to afford further material (2.93 g, total = 34.07 g, 76%). Alternatively, the filtrate was left at RT overnight and then filtered to give a second crop of the title compound (2.5 g).

f) 4-Bromo-6-methoxy-[1,5]naphthyridine-3-diazonium tetrafluoroborate

25 A solution of 4-bromo-6-methoxy-[1,5]naphthyridin-3-ylamine (25.2 g, 99.2 mmole) in dry THF (400 mL) was maintained at -5 °C while nitrosonium tetrafluoroborate (12.9 g, 110 mmole) was added portionwise over 30 min (approximately 2 g portions). The reaction was continued for an additional 1 hr at -5 °C, at which time TLC* and LC/MS indicated that the reaction was complete. The orange solid was collected by suction
30 filtration, washed with ice-cold THF and dried under vacuum to provide the title compound (31.42 g, 90%).

g) 4-Bromo-3-fluoro-6-methoxy-[1,5]naphthyridine

A suspension of 4-bromo-6-methoxy-[1,5]naphthyridine-3-diazonium
35 tetrafluoroborate (31.42 g, 89.0 mmole) in decalin (mixed isomers, 500 mL) in a 2 L flask* was heated to 180 °C and held at this temperature for 5 min. The mixture was cooled and

diluted with CHCl_3 (500 mL, to keep the product in solution), and the resulting mixture was stirred vigorously for 30 min to break up a black solid by product. The mixture was then poured onto a column of silica gel and the column was eluted with CHCl_3 to remove decalin and then with 3% EtOAc/ CHCl_3 to afford the title compound (9.16 g, 40%).

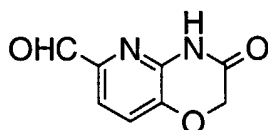
5

h) 8-ethenyl-7-fluoro-2-(methoxy)-1,5-naphthyridine

To a solution of 8-bromo-7-fluoro-2-(methoxy)-1,5-naphthyridine (2.0 g, 7.81 mmol), potassium carbonate (1.08 g, 7.81 mmole), tetrakis-triphenylphosphine (90 mg, 0.08 mmole) in DME (60 mL) and H_2O (20 mL) was added 2,4,6-trivinylcycloborane-pyridine complex (0.94 g, 3.91 mmole). After stirring for 10 hours at 85°C the reaction contents were concentrated and the product purified by chromatography on silica gel (hexanes/EtOAc, 4:1) to give a low melting solid (1.43 g, 90%).

10

Preparation 3



15

Preparation of 3-Oxo-3,4-dihydro-2H-pyrido[3,2-b][1,4]oxazine-6-carboxaldehyde

a) 2-Bromo-5-hydroxy-6-nitropyridine

20

3-Hydroxy-2-nitropyridine (20 g, 0.143 mole) was dissolved in methanol (400 mL) and a solution of 25% sodium methoxide in methanol (33 mL, 0.13 mole) was added at room temperature. The mixture was stirred for 30 min, then was cooled to 0°C , and bromine (7.2 mL, 0.14 mole) was added slowly. The reaction was stirred at 0°C for 30 min, then was quenched with glacial AcOH (2.5 mL). The solvent was removed *in vacuo* to afford material (30 g, 96%), which was used without further purification.

25

MS (ES) m/z 219.0 ($\text{M} + \text{H}$) $^+$.

b) Ethyl (6-bromo-2-nitro-pyridin-3-yloxy)acetate

2-Bromo-5-hydroxy-6-nitropyridine (30 g, 0.14 mole) was suspended in acetone (200 mL), and potassium carbonate (39 g, 0.28 mole) was added, followed by ethyl bromoacetate (15.7 mL, 0.14 mmole). The reaction was heated at reflux for 10 hr, then

30

was cooled to room temperature and diluted with Et₂O. The precipitate was removed by suction filtration, and the filtrate was concentrated *in vacuo* to afford material (38 g, 89%), which was used without further purification; MS (ES) *m/z* 305.0 (M + H)⁺.

5 c) 6-Bromo-4*H*-pyrido[3,2-*b*][1,4]oxazin-3-one

Ethyl (6-bromo-2-nitro-pyridin-3-yloxy)acetate (38 g, 0.125 mole) was dissolved in glacial AcOH (150 mL), and iron powder (20 g, 0.36 mole) was added. The mixture was mechanically stirred and heated at 90 °C for 5 hr, then was cooled to room temperature and diluted with EtOAc (300 mL). The mixture was filtered through a pad of silica gel and
10 the filtrate was concentrated *in vacuo* and the residue recrystallized from MeOH (15 g, 52%); MS (ES) *m/z* 229.0 (M + H)⁺.

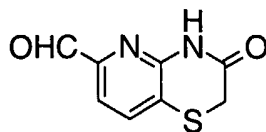
d) 6-((*E*)-Styryl)-4*H*-pyrido[3,2-*b*][1,4]oxazin-3-one

6-Bromo-4*H*-pyrido[3,2-*b*][1,4]oxazin-3-one (6.0 g, 26.3 mmole) and *trans*-2-
15 phenylvinylboronic acid (3.9 g, 26.3 mmole) were dissolved in 1,4-dioxane (150 mL) and the solution was degassed with argon. (Ph₃P)₄Pd (230 mg, 0.2 mmole) was added, followed by a solution of potassium carbonate (6.9 g, 50 mmole) in H₂O (20 mL). The reaction was heated at reflux under argon overnight, then was cooled to room temperature and diluted with EtOAc (200 mL). The solution was washed sequentially with H₂O and
20 brine, dried (Na₂SO₄), and concentrated *in vacuo*. The solid residue was purified by flash chromatography on silica gel (5-10% EtOAc/CHCl₃) to afford a solid (2.5 g, 38%); MS (ES) *m/z* 253.0 (M + H)⁺.

e) 3-Oxo-3,4-dihydro-2*H*-pyrido[3,2-*b*][1,4]oxazine-6-carboxaldehyde

6-((*E*)-Styryl)-4*H*-pyrido[3,2-*b*][1,4]oxazin-3-one (1.2 g, 4.8 mmole) was dissolved
25 in CH₂Cl₂ (200 mL) and the solution was cooled to -78 °C. Ozone was bubbled through the solution with stirring until a pale blue color appeared, then the excess ozone was removed by bubbling oxygen through the solution for 15 min. Dimethylsulfide (1.76 mL, 24 mmole) was added to the solution, and the reaction was stirred at -78 °C for 3 hr, then
30 at room temperature overnight. The solvent was removed *in vacuo*, and the residue was triturated with Et₂O (50 mL). The collected solid was washed with additional Et₂O and dried to afford a solid (700 mg, 82%); MS (ES) *m/z* 179.0 (M + H)⁺.

Preparation 4

Preparation of 3-Oxo-3,4-dihydro-2H-pyrido[3,2-b][1,4]thiazine-6-carboxaldehyde

5 a) Methyl 3-oxo-3,4-dihydro-2H-pyrido[3,2-b][1,4]thiazine-6-carboxylate

A solution of ethyl 2-mercaptoacetate (1.473 mL) in DMF (48 mL) was ice-cooled and treated with sodium hydride (540 mg of a 60% dispersion in oil). After 1 hour methyl 6-amino-5-bromopyridine-2-carboxylate (3 g) (T.R. Kelly and F. Lang, *J. Org. Chem.* 61, 1996, 4623-4633) was added and the mixture stirred for 16 hours at room temperature.

10 The solution was diluted with EtOAc (1 litre), washed with water (3 x 300 mL), dried and evaporated to about 10 mL. The white solid was filtered off and washed with a little EtOAc to give the ester (0.95g); MS (APCI⁻) *m/z* 223 ([M-H]⁻, 100%).

b) 3-Oxo-3,4-dihydro-2H-pyrido[3,2-b][1,4]thiazine-6-carboxylic acid

15 A solution of Methyl 3-oxo-3,4-dihydro-2H-pyrido[3,2-b][1,4]thiazine-6-carboxylate (788 mg) in dioxan (120 mL)/water (30 mL) was treated dropwise over 2 hours with 0.5M NaOH solution (8 mL) and stirred overnight. After evaporation to approx. 3 mL, water (5 mL) was added and 2M HCl to pH4. The precipitated solid was filtered off, washed with a small volume of water and dried under vacuum to give a solid (636 mg); MS (APCI⁻) *m/z* 209 ([M-H]⁻, 5%), 165([M-COOH]⁻, 100%).

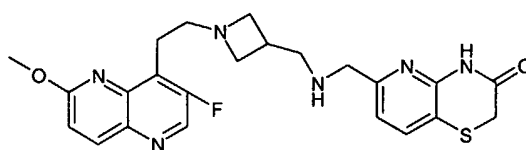
c) 6-Hydroxymethyl-3-oxo-3,4-dihydro-2H-pyrido[3,2-b][1,4]thiazine

A solution of 3-Oxo-3,4-dihydro-2H-pyrido[3,2-b][1,4]thiazine-6-carboxylic acid (500mg) in THF (24 mL) with triethylamine (0.396 mL) was cooled to -10°C and isobutyl chloroformate (0.339mL) added. After 20 minutes the suspension was filtered through kieselguhr into an ice-cooled solution of sodium borohydride (272 mg) in water (8 mL), the mixture stirred 30 minutes and the pH reduced to 7 with dilute HCl. The solvent was evaporated and the residue triturated under water. The product was filtered and dried under vacuum to give a white solid (346mg); MS (APCI⁻) *m/z* 195 ([M-H]⁻, 50%), 165(100%).

d) 3-Oxo-3,4-dihydro-2H-pyrido[3,2-b][1,4]thiazine-6-carboxaldehyde

A solution of 6-Hydroxymethyl-3-oxo-3,4-dihydro-2*H*-pyrido[3,2-*b*][1,4]thiazine (330 mg) in dichloromethane (30 mL)/THF (30 mL) was treated with manganese dioxide (730 mg) and stirred at room temperature. Further manganese dioxide was added after 1 hour (730 mg) and 16 hours (300 mg). After a total of 20 hours the mixture was filtered through
 5 kieselguhr and the filtrate evaporated. The product was triturated with EtOAc/hexane (1:1) and collected to give a solid (180mg); MS (APCI⁺) *m/z* 195 ([M-H]⁺, 95%), 165 (100%).

Example 1



Preparation of 6-(((1-(2-(3-fluoro-6-(methyloxy)-1,5-naphthyridin-4-yl)ethyl)-3-azetidiny)methyl)amino)methyl)-2*H*-pyrido[3,2-*b*][1,4]thiazin-3(4*H*)-one

a) phenylmethyl [(1-(2-(3-fluoro-6-(methyloxy)-1,5-naphthyridin-4-yl)ethyl)-3-azetidiny)methyl]carbamate

To a solution of phenylmethyl (3-azetidinylmethyl)carbamate (0.61 g, 2.76 mmole) in EtOH (1 mL) was added 8-ethenyl-7-fluoro-2-(methyloxy)-1,5-naphthyridine (673 mg, 3.3 mmole). After 24 h at 80 °C, the reaction contents were purified on silica gel
 20 (CHCl₃/MeOH, 9:1, containing 5% NH₄OH) to afford the title compound (440 mg, 37%) as a light yellow oil: LC-MS (ES) *m/e* 425 (M + H)⁺.

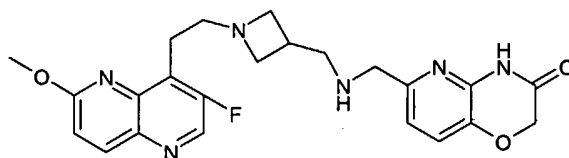
b) [(1-(2-(3-fluoro-6-(methyloxy)-1,5-naphthyridin-4-yl)ethyl)-3-azetidiny)methyl]amine

To a solution of phenylmethyl [(1-(2-(3-fluoro-6-(methyloxy)-1,5-naphthyridin-4-yl)ethyl)-3-azetidiny)methyl]carbamate (0.44 g, 1.03 mmole) in MeOH (50 mL) was added Pd(OH)₂ (100 mg). The reaction contents were placed under a balloon of H₂ and stirred for 18 hours. The reaction contents were filtered through Celite® (MeOH) and concentrated under vacuum to give the title compound (0.28 g, 95%) as a light yellow oil:
 30 LC-MS (ES) *m/e* 291 (M + H)⁺.

c) 6-(((1-(2-(3-fluoro-6-(methyloxy)-1,5-naphthyridin-4-yl)ethyl)-3-azetidiny)methyl)amino)methyl)-2*H*-pyrido[3,2-*b*][1,4]thiazin-3(4*H*)-one

To a stirred solution of [(1-{2-[3-fluoro-6-(methyloxy)-1,5-naphthyridin-4-yl]ethyl}-3-azetidiny)methyl]amine (138 mg, 0.47 mmole) in dry CH₂Cl₂ (40 mL) and dry EtOH (5 mL) at RT was added 3-oxo-3,4-dihydro-2H-pyrido[1,4]thiazine-6-carboxaldehyde (91 mg, 0.47 mmole). After 12h, NaBH₄ was added to the reaction solution. After 4hrs, silica gel was added to the reaction contents and the slurry was concentrated under vacuum to a dry solid. Purification on silica (CHCl₃/MeOH, 9:1 containing 5% NH₄OH) afforded the title compound (0.24 g, 50%) as light yellow solid: ¹H NMR (400 MHz, CDCl₃) δ 8.59 (1H, s), 8.17 (1H, d, *J* = 9.0 Hz), 7.55 (1H, d, *J* = 7.8 Hz), 7.04 (1H, d, *J* = 9.0 Hz), 6.93 (1H, d, *J* = 7.8 Hz), 4.08 (3H, s), 3.79 (2H, s), 3.51 (2H, t, *J* = 7.4 Hz), 3.44 (2H, s), 3.22 (2H, app t), 2.95 (2H, t, *J* = 6.7 Hz), 2.82 (4H, m), 2.65 (1H, m). LC-MS (ES) *m/e* 467 (M + H)⁺.

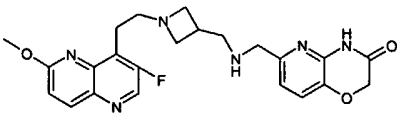
Example 2



Preparation of 6-(((1-{2-[3-fluoro-6-(methyloxy)-1,5-naphthyridin-4-yl]ethyl}-3-azetidiny)methyl)amino)methyl)-2H-pyrido[3,2-b][1,4]oxazin-3(4H)-one

According to the procedure for Example 1, except substituting 3-oxo-3,4-dihydro-2H-pyrido[1,4]oxazine-6-carboxaldehyde (97 mg, 0.54 mmole) for 3-oxo-3,4-dihydro-2H-pyrido[1,4]thiazine-6-carboxaldehyde, the title compound (168 mg, 67 %) was prepared as a light yellow solid: ¹H NMR (400 MHz, CDCl₃) δ 8.56 (1H, s), 8.12 (1H, d, *J* = 9.0 Hz), 7.11 (1H, d, *J* = 7.9 Hz), 6.99 (1H, d, *J* = 9.0 Hz), 6.82 (1H, d, *J* = 7.9 Hz), 4.51 (s, 2H), 4.03 (3H, s), 3.75 (2H, s), 3.53 (2H, t, *J* = 7.4 Hz), 3.22 (2H, t, *J* = 7.3 Hz), 3.00 (2H, t, *J* = 6.8 Hz), 2.80 (4H, m), 2.68 (1H, m). LC-MS (ES) *m/e* 453 (M + H)⁺.

| Cmp. No. | Structure | Formula |
|----------|-----------|--|
| 1 | | 6-(((1-{2-[3-fluoro-6-(methyloxy)-1,5-naphthyridin-4-yl]ethyl}-3-azetidiny)methyl)amino)methyl)- |

| | | |
|---|---|---|
| | | 2H-pyrido[3,2-b][1,4]thiazin-3(4H)-one |
| 2 |  | 6-(((1-((2-(3-fluoro-6-methoxy-1,5-naphthyridin-4-yl)ethyl)-3-azetidinyl)methyl)amino)methyl)-2H-pyrido[3,2-b][1,4]oxazin-3(4H)-one |

Example 3

Antimicrobial Activity Assay:

5 Whole-cell antimicrobial activity was determined by broth microdilution using the National Committee for Clinical Laboratory Standards (NCCLS) recommended procedure, Document M7-A6, "Methods for Dilution Susceptibility Tests for Bacteria that Grow Aerobically". The compounds were tested in serial two-fold dilutions ranging from 0.016 to 16 mcg/mL.

10 Compounds were evaluated against a panel of Gram-positive organisms, including *Staphylococcus aureus*, *Streptococcus pneumoniae*, *Streptococcus pyogenes*, *Enterococcus faecalis* and *Enterococcus faecium*.

In addition, compounds were evaluated against a panel of Gram-negative strains including *Haemophilus influenzae*, *Moraxella catarrhalis*, *Escherichia coli*, *Pseudomonas*
 15 *aeruginosa*, *Proteus mirabilis*, *Enterobacter cloacae*, *Enterobacter aerogenes*, *Klebsiella pneumoniae* and *Stenotrophomonas maltophilia*.

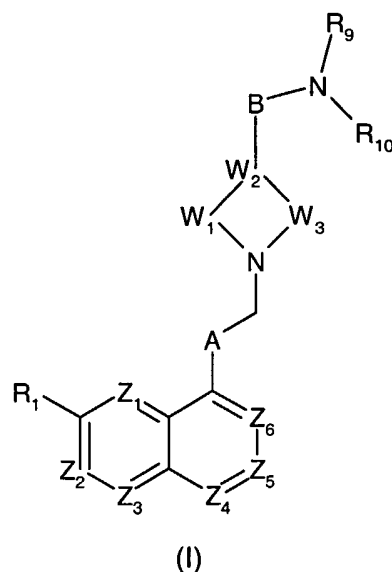
The minimum inhibitory concentration (MIC) was determined as the lowest concentration of compound that inhibited visible growth. A mirror reader was used to assist in determining the MIC endpoint.

20 One skilled in the art would consider any compound with a MIC of less than 20 mg/mL to be a potential lead compound. For instance, each of the listed Examples as identified in the present application, had a MIC \leq 20 mg/ml against at least one of the organisms listed above.

25 It is to be understood that the invention is not limited to the embodiments illustrated hereinabove and the right is reserved to the illustrated embodiments and all modifications coming within the scope of the following claims.

What is claimed is:

1. A compound of formula (I)



wherein:

Z_1 , Z_3 , and Z_4 are independently N or CR^{1a} ;

Z_2 , Z_5 and Z_6 are each CR^{1a} ;

R_1 and R^{1a} are independently at each occurrence hydrogen; cyano; halogen; hydroxy; (C₁₋₆)alkoxy unsubstituted or substituted by (C₁₋₆)alkoxy, hydroxy, amino, piperidyl, guanidino or amidino any of which is unsubstituted or N-substituted by one or two (C₁₋₆)alkyl, acyl, (C₁₋₆)alkylsulphonyl, CONH₂, hydroxy, (C₁₋₆)alkylthio, heterocyclylthio, heterocyclyloxy, arylthio, aryloxy, acylthio, acyloxy or (C₁₋₆)alkylsulphonyloxy; (C₁₋₆)alkyl; (C₁₋₆)alkylthio; trifluoromethyl; trifluoromethoxy; nitro; azido; acyl; acyloxy; acylthio; (C₁₋₆)alkylsulphonyl; (C₁₋₆)alkylsulphoxide; arylsulphonyl; arylsulphoxide; or an amino, piperidyl, guanidino or amidino group unsubstituted or N-substituted by one or two (C₁₋₆)alkyl, acyl or (C₁₋₆)alkylsulphonyl groups; or R_1 and R^{1a} of Z_2 together form ethylenedioxy;

A is CR_2R_3 ;

R_2 is hydrogen; halogen; hydroxy; acyloxy; or (C₁₋₆)alkoxy; and R_3 is hydrogen;

W_1 and W_3 are CR_4R_5 ;

R_4 is hydrogen; halogen; hydroxy; (C_{1-6}) alkyl; (C_{1-6}) alkoxy; $NR^{1b}R^{1b'}$ or acyloxy; and R_5 is hydrogen or (C_{1-6}) alkyl;

R^{1b} and $R^{1b'}$ are independently hydrogen; (C_{1-6}) alkyl; aryl; heteroaryl; or together with the nitrogen they are attached form an aziridine, azetidine, pyrrolidine, piperidine or hexamethyleneimine ring (wherein said aziridine, azetidine, pyrrolidine, piperidine or hexamethyleneimine ring is optionally substituted with 1 to 3 substituents selected from halogen, (C_{1-6}) alkyl, hydroxy or aryl);

W_2 is CR_6 ;

R_6 is hydrogen; halogen; hydroxy; (C_{1-6}) alkyl; $NR^{1c}R^{1c'}$; acyloxy; or (C_{1-6}) alkoxy;

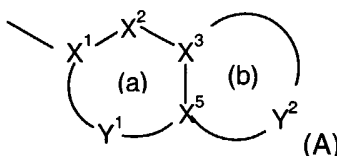
R^{1c} and $R^{1c'}$ are independently hydrogen; (C_{1-6}) alkyl; aryl; heteroaryl; or together with the nitrogen they are attached form an aziridine, azetidine, pyrrolidine, piperidine or hexamethyleneimine ring (wherein said aziridine, azetidine, pyrrolidine, piperidine or hexamethyleneimine ring is optionally substituted with 1 to 3 substituents selected from halogen, (C_{1-6}) alkyl, hydroxy or aryl);

B is CR_7R_8 ;

R_7 and R_8 are independently hydrogen or (C_{1-6}) alkyl;

R_9 is hydrogen; aryl; heteroaryl; (C_{1-6}) alkyl unsubstituted or substituted by one or two (C_{1-6}) alkoxy, acyloxy, carboxy, hydroxy, amino, piperidyl, piperazinyl, morpholino, guanidino, or amidino, any of which is unsubstituted or N-substituted by one or two aryl, heteroaryl, halogen, unsubstituted (C_{1-6}) alkyl, acyl, (C_{1-6}) alkylsulphonyl, arylsulphonyl, hydroxy, (C_{1-6}) alkylthio, heterocyclylthio, heterocyclyloxy, arylthio, aryloxy, acylthio, acyloxy, or (C_{1-6}) alkylsulphonyloxy, so long as the substitution does not lead to an unstable compound; (C_{1-6}) alkylcarbonyl; or (C_{2-6}) alkenylcarbonyl;

R_{10} is a group $-U-R_{11}$ where R_{11} is a substituted or unsubstituted bicyclic carbocyclic or heterocyclic ring system (A):



containing up to four heteroatoms in each ring in which at least one of rings (a) and (b) is aromatic;

X^1 is C or N when part of an aromatic ring or CR_{12} when part of a non aromatic ring;

X^2 is N, NR_{13} , O, $S(O)_x$, CO or CR_{12} when part of an aromatic or non-aromatic ring or

may in addition be $CR_{14}R_{15}$ when part of a non aromatic ring;

X^3 and X^5 are independently N or C;

Y^1 is a 0 to 4 atom linker group each atom of which is independently selected from N, NR_{13} , O, $S(O)_x$, CO and CR_{12} when part of an aromatic or non-aromatic ring or may additionally be $CR_{14}R_{15}$ when part of a non aromatic ring,

Y^2 is a 2 to 6 atom linker group, each atom of Y^2 being independently selected from N, NR_{13} , O, $S(O)_x$, CO and CR_{12} when part of an aromatic or non-aromatic ring or may additionally be $CR_{14}R_{15}$ when part of a non aromatic ring;

R_{12} , R_{14} and R_{15} are at each occurrence independently selected from: H; (C_1-4) alkylthio; halo; (C_1-4) alkyl; (C_2-4) alkenyl; hydroxy; hydroxy (C_1-4) alkyl; mercapto (C_1-4) alkyl; (C_1-4) alkoxy; trifluoromethoxy; nitro; cyano; carboxy; amino or aminocarbonyl unsubstituted or substituted by (C_1-4) alkyl;

R_{13} is at each occurrence independently hydrogen; trifluoromethyl; (C_1-4) alkyl unsubstituted or substituted by hydroxy, carboxy, (C_1-4) alkoxy, (C_1-6) alkylthio, halo or trifluoromethyl; (C_2-4) alkenyl; or aminocarbonyl wherein the amino group is optionally substituted with (C_1-4) alkyl;

each x is independently 0, 1 or 2;

U is $C(=O)$; SO_2 ; or $CR_{16}R_{17}$; and

R_{16} and R_{17} are independently selected from H; aryl; heteroaryl; (C_1-6) alkyl; (C_1-6) alkyl substituted by (C_1-6) alkoxy, hydroxy, amino, piperidyl, piperazinyl, morpholino, guanidino, or amidino, any of which is substituted or N-substituted by one or two H, aryl, heteroaryl, halogen, cyano, CF_3 , (C_1-6) alkyl, acyl, (C_1-6) alkylsulphonyl, arylsulphonyl, hydroxy, (C_1-6) alkylthio, heterocyclylthio, heterocyclyloxy, arylthio, aryloxy, acylthio, acyloxy,

or (C₁₋₆)alkylsulphonyloxy, so long as the substitution does not lead to an unstable compound; (C₁₋₆)alkoxy-substituted(C₁₋₆)alkyl; hydroxy-substituted(C₁₋₆)alkyl; amino-substituted(C₁₋₆)alkyl, which is N-substituted by one or two (C₁₋₆)alkyl, acyl, (C₁₋₆)alkylsulphonyl, or arylsulphonyl; (C₁₋₆)alkylcarbonyl; (C₂₋₆)alkenylcarbonyl; (C₁₋₆)alkoxycarbonyl; CO₂H; or CF₃;

or a pharmaceutically acceptable salt or solvate thereof.

2. A compound according to claim 1, wherein:
Z₁ and Z₄ are N; and
Z₃ is CR^{1a}.
3. A compound according to claim 1, wherein:
R₁ is OCH₃.
4. A compound according to claim 1, wherein R^{1a} is at each occurrence independently hydrogen; halogen; or cyano.
5. A compound according to claim 2, wherein:
R^{1a} of Z₂, Z₃ and Z₅ are each hydrogen;
R^{1a} of Z₆ is hydrogen, fluorine or cyano; and
R₁ is OCH₃.
6. A compound according to claim 5, wherein:
R₂ is hydrogen or hydroxy;
R₄ is hydrogen; halogen; hydroxy; (C₁₋₆)alkyl; or (C₁₋₆)alkoxy;
R₅ is hydrogen or (C₁₋₆)alkyl;
R₆ is hydrogen; hydroxy; halogen; or (C₁₋₆)alkyl;
R₉ is hydrogen or (C₁₋₆)alkyl; and
U is CH₂; SO₂; or C(=O).
7. A compound according to claim 6, wherein:
R₁₁ is: 4H-Pyrido[3,2-b][1,4]thiazin-3-oxo-6-yl; 2,3-Dihydro-benzo[1,4]dioxin-6-yl; 4H-Pyrido[3,2-b][1,4]oxazin-3-oxo-6-yl; 4H-benzo[1,4]thiazin-3-oxo-6-yl; 2,3-Dihydro-furo[2,3-c]pyridin-5-yl; 7-Chloro-4H-pyrido[3,2-b]oxazin-3-oxo-6-yl; 2,3-Dihydro-[1,4]dioxino[2,3-c]-pyridin-6-yl; 2,3-Dihydro-benzofuran-7-carbonitrile-5-yl; 7-Methyl-4H-

pyrido[3,2-*b*][1,4]thiazin-3-oxo-6-yl; 3-Oxa-1-thia-5-aza-indan-5-yl; 5-Methyl-2,3-dihydro-benzo[1,4]dioxin-6-yl; 6-Fluoro-2,3-dihydro[1,4]dioxin-7-yl; 2,3-Dihydro-benzofuran-5-yl; 7-Fluoro-4*H*-benzo[1,4]thiazin-3-oxo-6-yl; 4*H*-Benzo[1,4]thiazin-3-oxo-6-yl; or 8-Methyl-2,3-dihydro-benzo[1,4]dioxin-6-yl.

8. A compound according to claim 7, wherein:

R_{11} is 4*H*-Pyrido[3,2-*b*][1,4]thiazin-3-oxo-6-yl or 4*H*-Pyrido[3,2-*b*][1,4]oxazin-3-oxo-6-yl.

9. A compound according to claim 1, wherein the compound is:

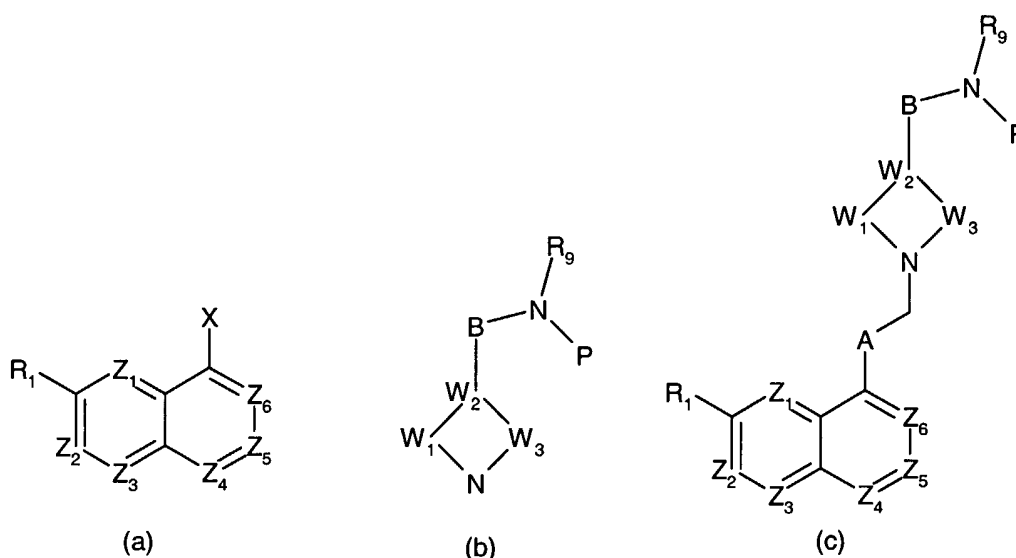
a) 6-(((1-(2-[3-fluoro-6-(methyloxy)-1,5-naphthyridin-4-yl]ethyl)-3-azetidiny)methyl)amino)methyl)-2*H*-pyrido[3,2-*b*][1,4]thiazin-3(4*H*)-one or

b) 6-(((1-(2-[3-fluoro-6-(methyloxy)-1,5-naphthyridin-4-yl]ethyl)-3-azetidiny)methyl)amino)methyl)-2*H*-pyrido[3,2-*b*][1,4]oxazin-3(4*H*)-one

or a pharmaceutically acceptable salt or solvate thereof.

10. A process for preparing an intermediate useful in the synthesis of a compound of formula (I), a compound of formula (I), or a pharmaceutically acceptable salt, solvate or derivative of a compound of formula (I), which process comprises:

(1) reacting a compound of formula (a) with a compound of formula (b) to form a compound of formula (c):



and reducing the resulting imine; and
(2) optionally forming a pharmaceutically acceptable salt, solvate or derivative thereof.

12. A pharmaceutical composition comprising a compound according to claim 1 and a pharmaceutically acceptable carrier.

13. A method of treating bacterial infections in mammals which comprises administering to a mammal in need thereof an effective amount of a compound according to claim 1.