



US00D337352S

United States Patent [19]

[11] Patent Number: **Des. 337,352**

Parker

[45] Date of Patent: **** Jul. 13, 1993**

[54] **PORTABLE FOLDING DESK FOR ATTACHMENT TO AN AUTOMOBILE STEERING WHEEL**

| | | | |
|-----------|--------|-------------------------|-----------|
| 3,338,629 | 8/1967 | Drees | 248/451 |
| 3,952,989 | 4/1976 | Bannister-Hatcher | 248/453 |
| 4,375,881 | 3/1983 | Mitchell | 281/45 X |
| 4,531,642 | 7/1985 | Racich | 248/451 X |

[76] Inventor: **Berylin W. Parker**, P.O. Box 312, Poteet, Tex. 78065

Primary Examiner—Nelson C. Holtje
Assistant Examiner—Martha Thompson
Attorney, Agent, or Firm—Timmons & Kelly

[**] Term: **14 Years**

[21] Appl. No.: **709,448**

[57] **CLAIM**

[22] Filed: **Jun. 3, 1991**

The ornamental design for a portable folding desk for attachment to an automobile steering wheel, as shown and described.

[52] U.S. Cl. **D19/88; D19/90; D19/91; D6/406**

[58] Field of Search **D6/406, 429; D19/65, D19/77, 87, 88, 89, 90, 91, 99, 100; 281/1, 45; 40/341-349, 351, 352, 357; 248/441.1, 442.2, 444.1, 445-447, 447.2, 448-455, 457, 460**

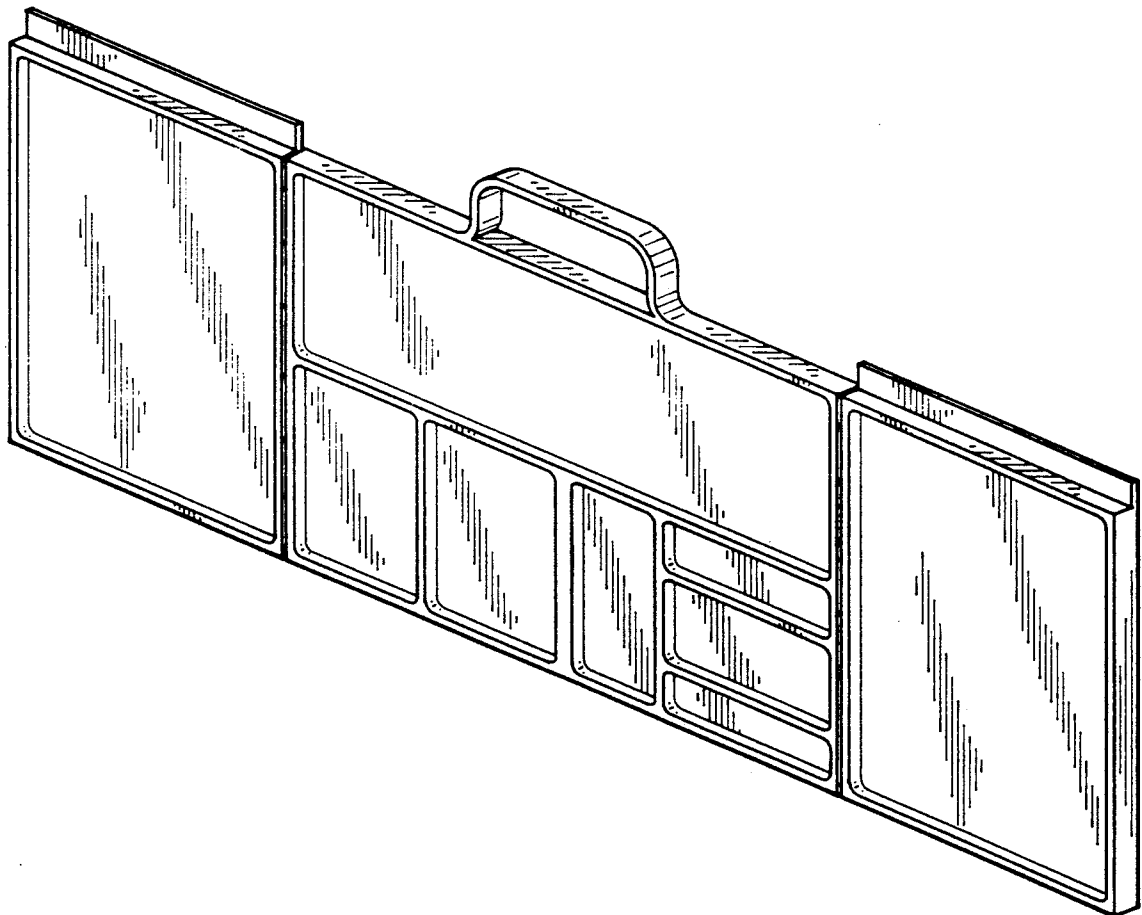
DESCRIPTION

[56] **References Cited**

U.S. PATENT DOCUMENTS

| | | | |
|------------|---------|-------------------|----------|
| D. 164,157 | 8/1951 | Chrzanowski | D19/87 X |
| D. 257,589 | 10/1980 | Shaffert | D19/88 |
| D. 261,903 | 11/1981 | Mulder | D19/88 |
| D. 304,343 | 10/1989 | Popat et al. | D19/91 X |
| 2,589,320 | 3/1952 | Allenbrook | 248/444 |

FIG. 1 is a front elevational view of a portable folding desk for attachment to an automobile steering wheel showing my new design in a partially opened condition; FIG. 2 is a rear elevational view; FIG. 3 is a right side elevational view; FIG. 4 is a left side elevational view; FIG. 5 is a top plan view; FIG. 6 is a bottom plan view; and, FIG. 7 is a top, right front perspective view thereof in a fully opened condition, drawn to a reduced scale.



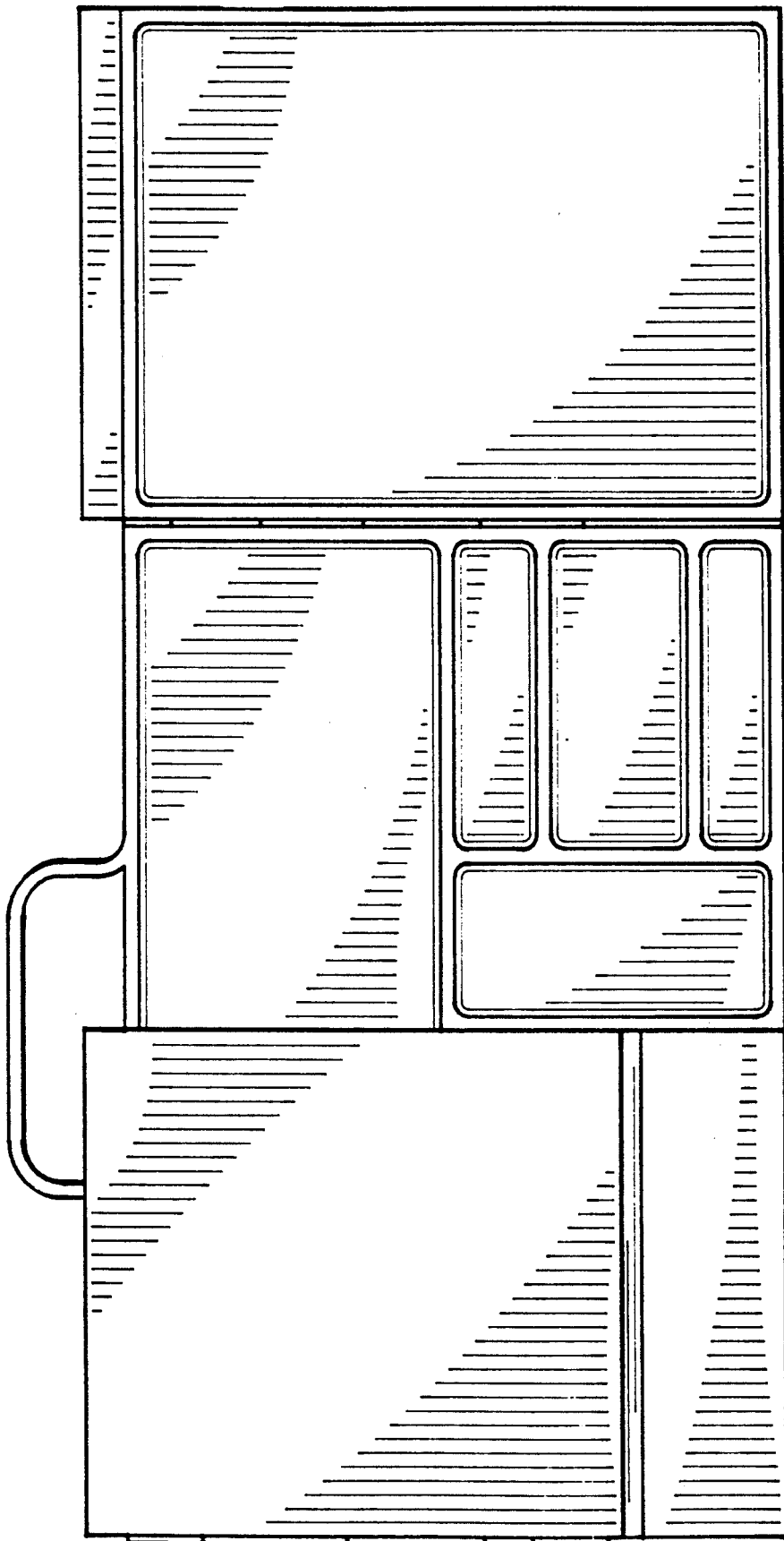


Fig. 1

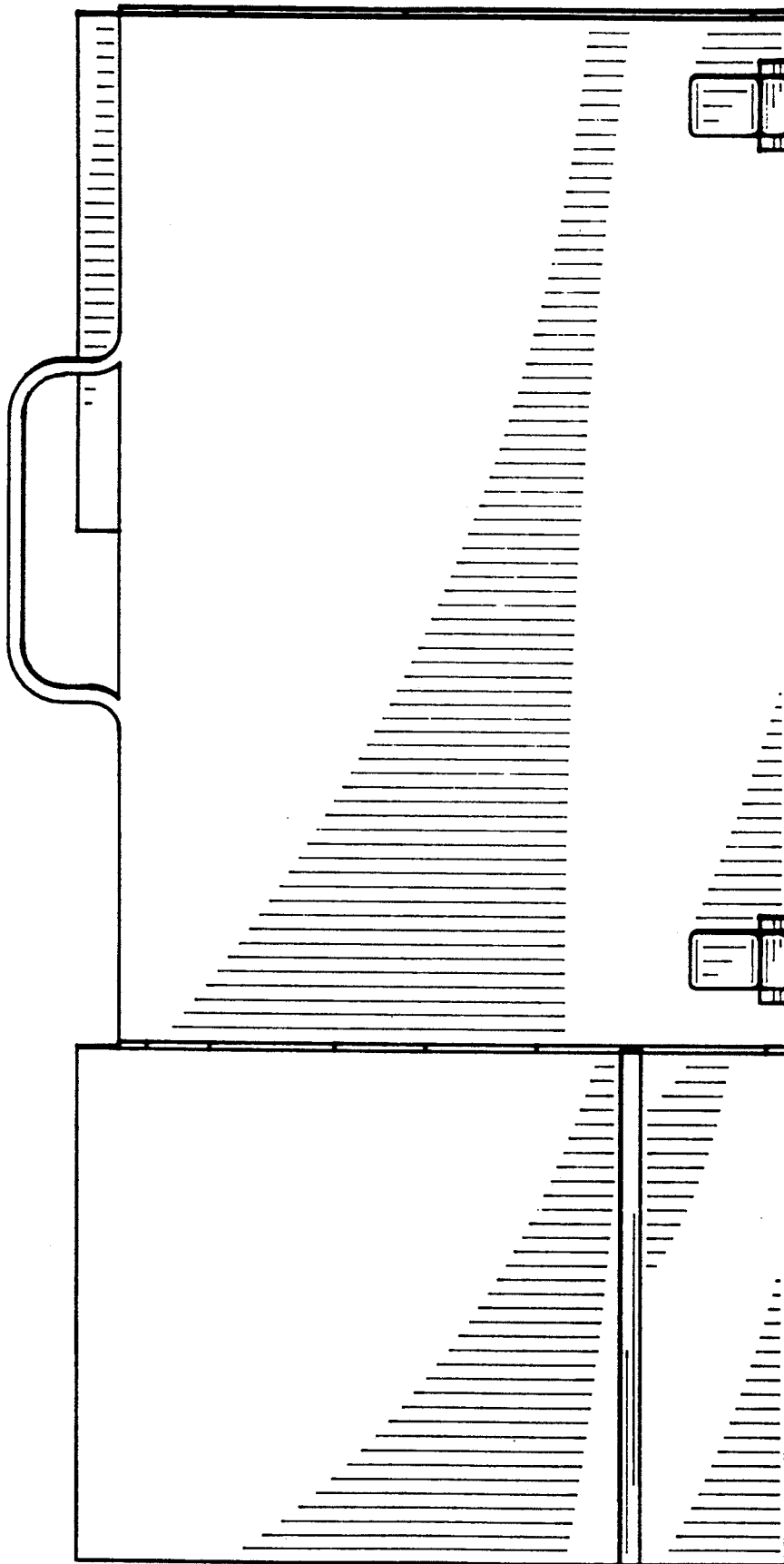


Fig. 2




Fig. 4

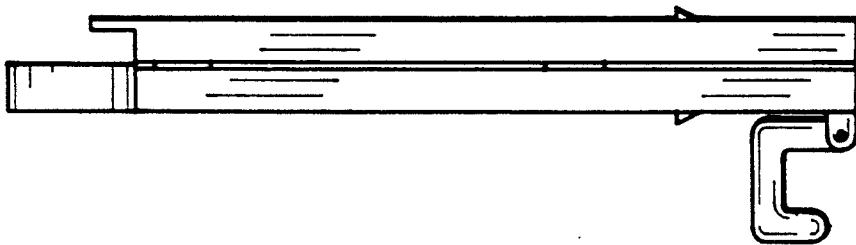


Fig. 3

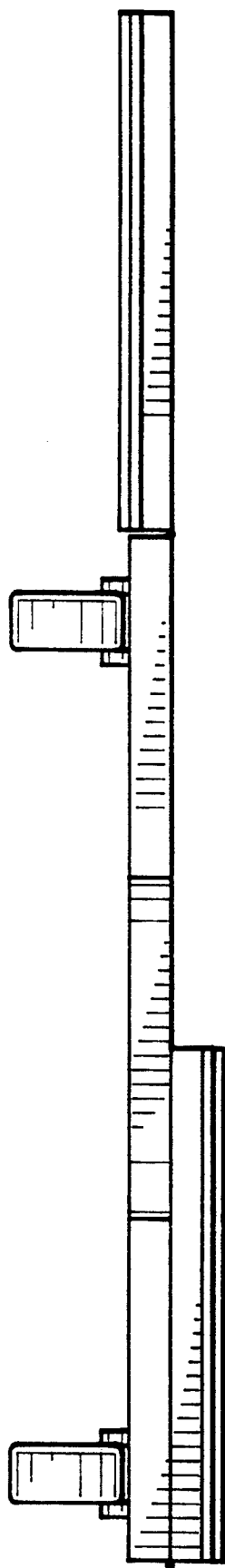


Fig. 5

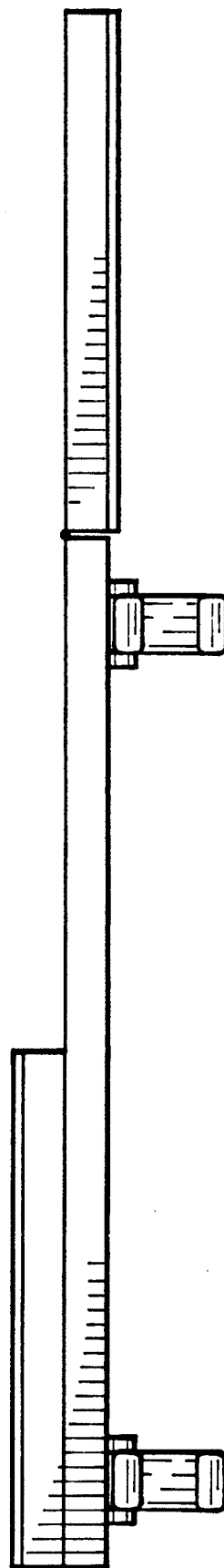


Fig. 6

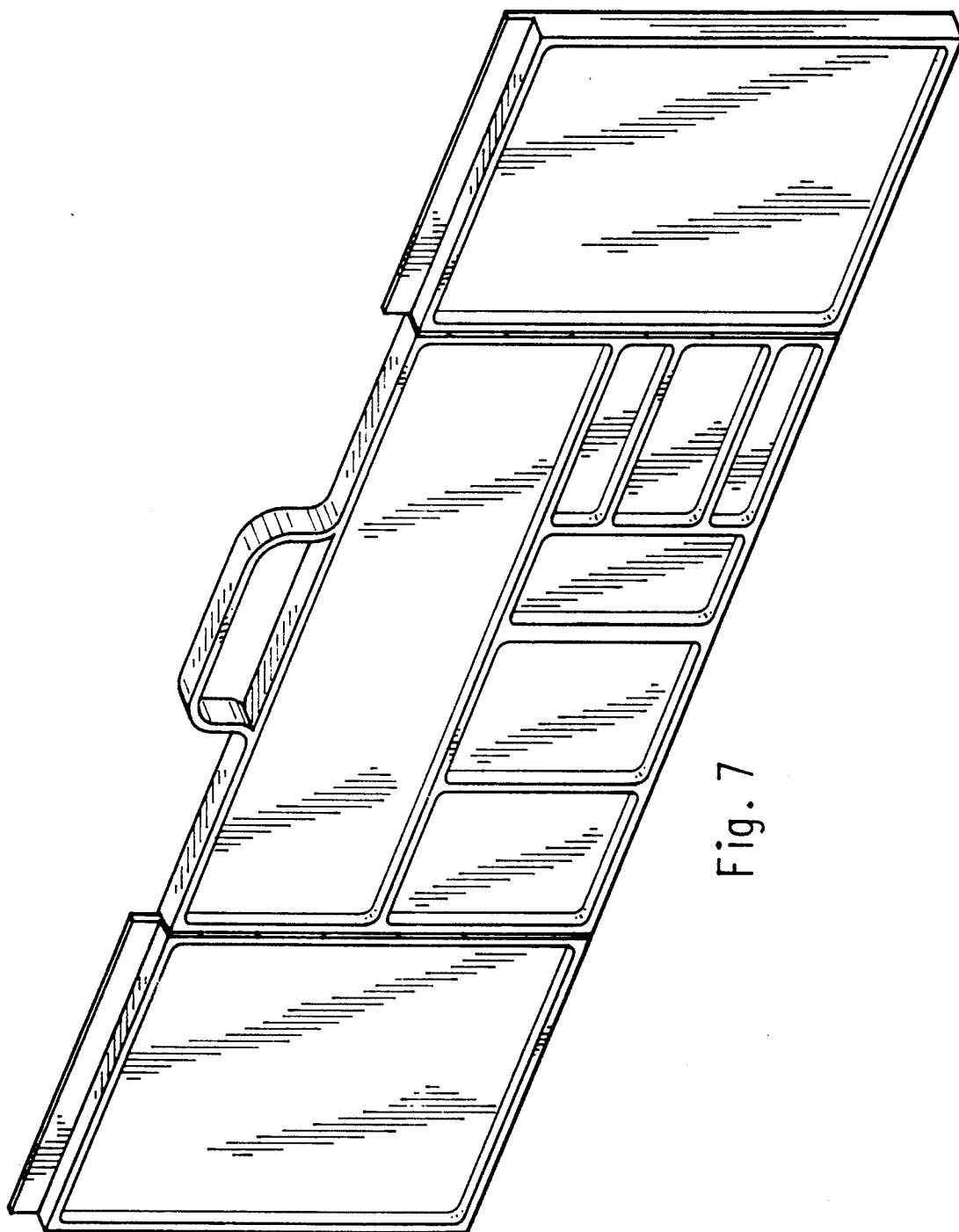


Fig. 7