July 22, 1930. O. J. HOWE 1,770,925

STOCKING TREE

Filed March 23, 1929 2 Sheets-Sheet 1

Fig. 1.

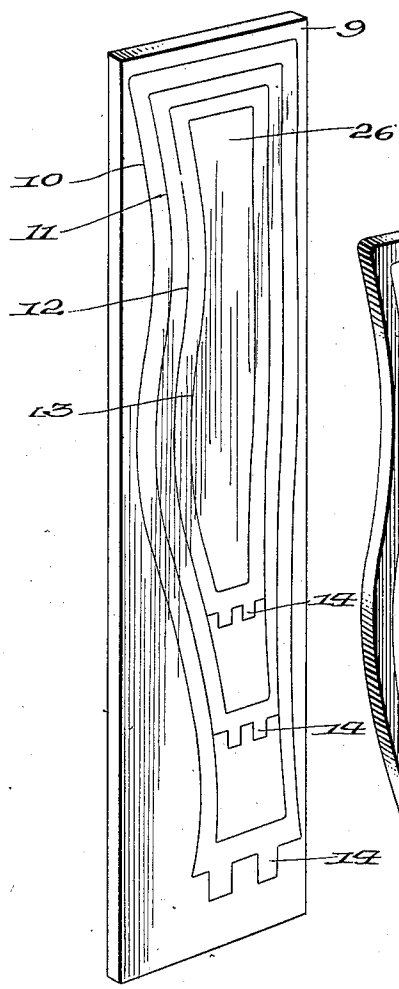

Fig. 2.

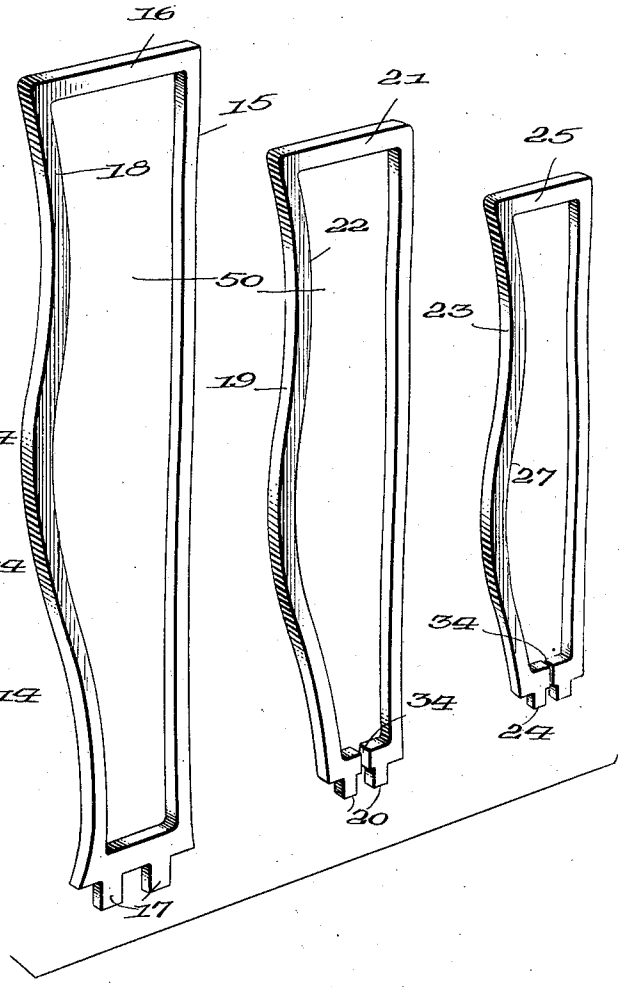

Inventor
Oliver J. Howe,

By Cushman Bryant Darby
Attorneys

July 22, 1930. O. J. HOWE 1,770,925

STOCKING TREE

Filed March 23, 1929 2 Sheets-Sheet 2

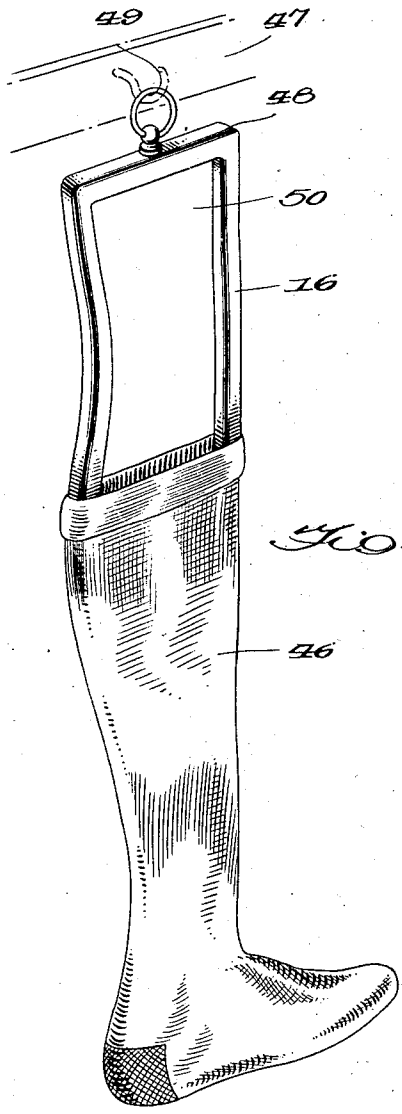

Fig. 7.

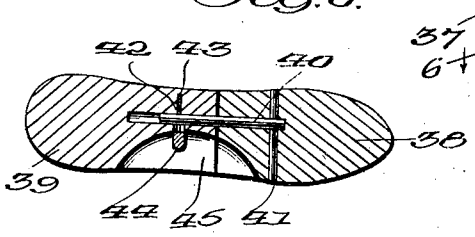

Fig. 6.

Fig. 3.

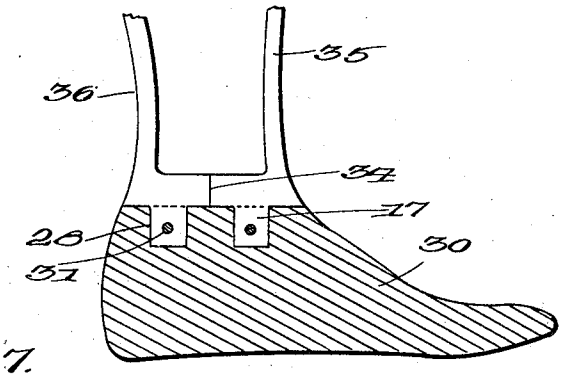

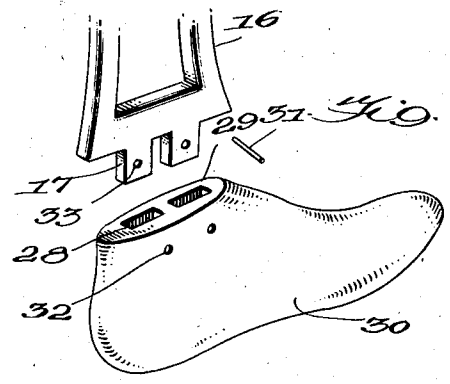

Fig. 4.

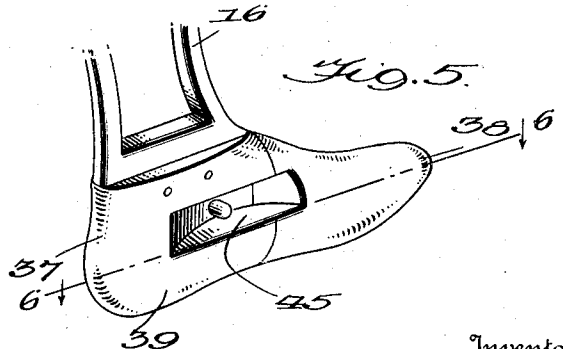

Fig. 5.

Inventor

Oliver J. Howe,

By Lenselman, Dupont & Darby

Attorneys

Patented July 22, 1930 1,770,925

UNITED STATES PATENT OFFICE

OLIVER J. HOWE, OF BROCKTON, MASSACHUSETTS, ASSIGNOR TO DANIEL C. REBHUN, OF CINCINNATI, OHIO

STOCKING TREE

Application filed March 23, 1929. Serial No. 349,462.

The present invention relates to stocking trees or driers, and more particularly to an improved method of forming from a single blank of material, a series of successively reduced trees for use in preventing the shrinking of stockings or socks so that the latter will retain their proper and desired shape after being washed.

An essential object of the invention consists in a new and novel method of forming from a single blank of material a series of successively reduced leg portions of stocking trees or the like, each of which portions is provided with an elongated opening for facilitating the drying of the stockings and depending members for connecting the leg portion to the foot portion of a stocking tree or drier.

A further object comprehends the provision of a stocking tree having its foot portion formed with a toe section and a heel section, adjustable relative to each other, and means associated with the sections for maintaining them in a predetermined position, which means is so arranged as not to interfere with the inserting or removing of the stocking from the tree.

Another object is to provide a simple economical and efficient method of forming stocking trees or driers of different sizes from a single blank of material and providing each tree with a foot portion capable of being adjusted to accommodate different sizes of stockings.

As is well known, men's women's and children's hosiery are usually made of shrinkable material, and if means are not provided after such hosiery have been washed to prevent them from shrinking, they are not only very uncomfortable to wear, but their durability is materially lessened and they soon become torn and unusuable. Moreover, stockings or socks worn by athletes, actors and actresses, should be washed after each use thereof, since otherwise they often become very uncomfortable and not infrequently cause serious injury to the feet. Accordingly, it is an object of the present invention to provide from a single blank of material stocking trees or driers that may be effectively used by men, women or children to dry their stockings or socks at a minimum expenditure of time and labor, and which will insure each stocking after being washed retaining its proper size and shape.

Other objects and advantages will become apparent from the following description when taken in conjunction with the accompanying drawings.

Referring to the drawings in which are shown several embodiments of the invention,

Figure 1 is a perspective view of a blank of material showing in outline the successively reduced leg portions.

Figure 2 is a detail perspective view showing the graduated sizes of leg portions of the tree after being removed from the blank.

Figure 3 is a detail sectional view showing the means for connecting the foot portion to the leg portion of the tree.

Figure 4 is a disassembled view of the leg portion and the foot portion of the tree.

Figure 5 is a perspective view of a modified form of the invention.

Figure 6 is a sectional view taken substantially along the line 6—6 of Fig. 5, and

Figure 7 is a perspective view showing the stocking tree supported in its drying position.

Referring to the drawings, in which like numerals indicate like parts in the several views, 9 denotes a blank or stock strip of any suitable light and durable material, such as wood or the like.

The blank 9 is of such a configuration and size as to permit a number of successively reduced leg portions to be formed therefrom. This is effected by first marking in outline on the blank, as at 10, 11, 12 and 13, the graduated sizes of the leg portions to be formed, which portions, it will be noted, are nested or arranged one within the other so as to reduce to a minimum the waste of material. Additionally, the lower ends of each of the outlines is marked with spaced depending arms or fingers 14, the purpose of which will subsequently be described.

The blank 9 is then cut by any suitable cutter or the like along the marking 10, so as to produce the outer contour 15 of the leg portion or frame 16 (Fig. 2), and the depending spaced arms 17. The blank is then cut along

the marking 11, thus forming the inner contour 18 of the leg portion 16 and the outer contour 19, and depending arms 20 of the smaller leg portion 21. The blank 10 is now cut along the marking 12, which produces the inner contour 22 of the leg portion 21, and the outer contour 23 together with the spaced arms 24 of the smaller leg portion 25. The remaining portion 26 is then cut along the marking 13 to form the inner contour 27 of the leg portion 25.

Thus, it will be seen that a series of graduated leg portions for stocking trees are formed in such a manner as to effect a substantial saving in the material. Obviously, the dimensions of the blank 9 may be such as to allow a larger or smaller number of trees to be formed therefrom. Moreover, other blank or strip material may be employed, such as celluloid, rattan, steel or the like so as to construct the trees or driers.

Three graduated sizes of trees are preferably formed from a single blank, since these have been found to include practically all sizes of men's, women's, and children's hosiery. In other words, the leg portion 16 is of such a size and dimension as to be used for drying men's and women's hosiery, while the leg portion 21 is of the proper dimensions to accommodate young boys' and girls' stockings, and the leg portion 25 of the proper size as to receive children's stockings or socks.

Referring to Figure 1, it will be observed that the blank material between the depending fingers 14 and the inner contour of the next largest size of the leg portions may be utilized for permitting the top and side edges of the inner and outer contours of the several graduated sizes to be formed by a single kerf.

Each of the leg portions 16, 21 and 25 may then be suitably connected to a shoe portion of relatively the same size, so as to constitute the complete stocking tree or drier to be used with that particular size. As shown in Fig. 4, the depending arms 17 of the leg portion 16 are arranged to fit in complementary formed recesses 28 in the upper surface 29 of the foot portion 30, and may be rigidly secured thereto by the pins 31, which extend through the transverse openings 32 and 33 formed respectively in the foot portion 30 and the arms 17, or in any other suitable manner, such as by cement or the like. If desired, each of the leg portions may be transversely cut or slit between the depending arms as at 34 (Fig. 3), so as to normally create an outward lateral pressure by the vertical arms 35 and 36 of the leg portion which, when contracted, so as to fit within each of the openings 28 in the foot 30, will tend to more firmly secure the parts in position.

In order that each of the foot portions 16, 21 and 25 may properly fit stockings of various sizes within their particular range, they may be each connected to an adjustable foot portion 37 (Fig. 5), that is preferably composed of a toe section 38 and a separate heel section 39. The sections are arranged to be moved relative to each other through the instrumentality of a bar 40 which is connected, at one end, to a pin 41 that passes transversely through the toe section 38 and extends longitudinally into the heel section 39. A locking plunger 42 is normally urged by a spring 43 to engage the bar 40, so as to prevent movement thereof. The plunger 42 has an operating handle 44 which extends laterally from the foot portion into a recess 45 formed in the sides of the sections 38 and 39. The handle 44 is of such a length as not to extend beyond the recess 45, and thus, will not interfere with the inserting or removing of a stocking from the tree.

Since men's, women's and children's hosiery may generally be divided into three main classes or groups, in each of which the leg portion is of substantially the same length and width, while the foot portion in each may vary as to size, it will be seen that by reason of the adjustable arrangement of the foot portion 37, means are provided for properly fitting the hosiery in each class to any size foot therein. Moreover, the foot section may be conveniently adjusted so as to accommodate different sizes without danger of tearing or otherwise injuring the stockings or socks to be dried.

In operation, the hosiery 46 which may be either a stocking or sock, is first washed, and is then placed on the tree 16 in order to prevent losing its shape, and also to facilitate its drying. The foot portion of the tree 16 should previously be adjusted so as to properly fit the particular size of stocking that is placed thereon. The stocking tree may then be hung on any suitable support, such as 47, by means of the ring 48 and the hook 49, Figure 7.

The drying operation is greatly facilitated due to the elongated openings 50 formed in each of the leg portions 16, 21 and 25. Moreover, as certain grades of hosiery when washed have a tendency to shrink to such a serious extent as to materially impair their serviceability and value, it will be observed that the present invention provides a simple and economical method of constructing from a single blank of material graduated sizes of stocking trees which will not only enable the stockings to retain their proper shape after being washed, but will also increase their wearing qualities

The stocking trees formed by the present methods are admirably suited for use by golfers and those who engage in outdoor sports or exercise, since the stockings may be washed before being placed on the tree, or may be first put on the tree and then washed and hung up to dry.

Obviously, the invention is equally ap-

plicable for various other purposes in which a form retaining device may be used or the saving of material is a desired factor. Moreover, the present method and apparatus is merely illustrative of preferred embodiments, and such modifications may be made therein as fall within the purview of one skilled in the art without departing from the spirit of the invention and the scope of the appended claim.

I claim:

The method of forming successively reduced stocking trees from a single blank of material, which comprises marking on the material a series of graduated sizes of nested leg portions and depending connecting members, and cutting the material in accordance with said markings so as to utilize the blank material between each of the depending members and the inner contour of the adjacent larger leg portion to enable the top and side edges of the inner and outer contours of the several graduated sizes of leg portions to be formed by a single kerf.

In testimony whereof I have hereunto set my hand.

OLIVER J. HOWE.