



(86) Date de dépôt PCT/PCT Filing Date: 2014/09/26
(87) Date publication PCT/PCT Publication Date: 2015/05/07
(45) Date de délivrance/Issue Date: 2021/10/26
(85) Entrée phase nationale/National Entry: 2016/04/08
(86) N° demande PCT/PCT Application No.: US 2014/057890
(87) N° publication PCT/PCT Publication No.: 2015/065630
(30) Priorité/Priority: 2013/10/31 (US61/897,930)

(51) Cl.Int./Int.Cl. *A41F 9/00* (2006.01),
A41H 33/00 (2006.01), *A41H 43/02* (2006.01)

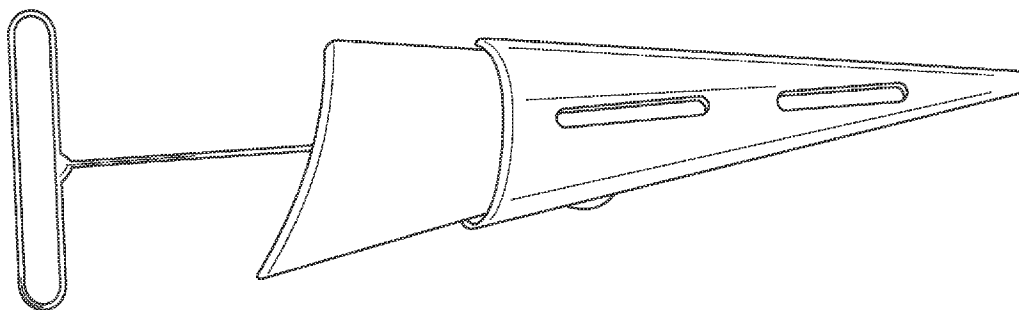
(72) Inventeur/Inventor:
ROUP, HERMAN, US

(73) Propriétaire/Owner:
TALON TECHNOLOGIES, INC., US

(74) Agent: HICKS INTELLECTUAL PROPERTY LAW

(54) Titre : CEINTURE PLIEE EN CONTINU, PIED DE COL, ET PROCEDES ET SYSTEMES DE FABRICATION DE CES DERNIERS

(54) Title: CONTINUOUS FOLDED AND CREASED WAISTBAND, COLLAR STAND, AND METHODS AND SYSTEMS FOR MAKING SAME



(57) **Abrégé/Abstract:**

A continuous stream of elements or parts of garments is formed by providing a continuous first substrate and optionally a continuous fusible substrate; positioning the continuous fusible substrate on the continuous first substrate to form a combination; fusing the combination to form a first fused combination; folding the first fused combination to form a folded fused combination; and then pressing the folded fused combination to form the continuous stream, wherein the continuous stream includes multiple individual elements or parts. The elements or parts may be collar stands or waistbands.



(12) INTERNATIONAL APPLICATION PUBLISHED UNDER THE PATENT COOPERATION TREATY (PCT)

(19) World Intellectual Property
Organization
International Bureau

(43) International Publication Date
7 May 2015 (07.05.2015)



(10) International Publication Number
WO 2015/065630 A1

(51) International Patent Classification:
A41F 9/00 (2006.01)

(21) International Application Number:
PCT/US2014/057890

(22) International Filing Date:
26 September 2014 (26.09.2014)

(25) Filing Language: English

(26) Publication Language: English

(30) Priority Data:
61/897,930 31 October 2013 (31.10.2013) US

(71) Applicant: **TALON TECHNOLOGIES, INC.** [US/US];
21900 Burbank Blvd., Suite 270, Woodland Hills, California 91367 (US).

(72) Inventor: **ROUP, Herman**; 1637 Shoreline Drive, Santa Barbara, California 93109 (US).

(74) Agent: **SIRITZKY, Brian**; Siritzky Law, PLLC, 8300 Greensboro Drive, Suite 800, McLean, Virginia 22102 (US).

(81) Designated States (unless otherwise indicated, for every kind of national protection available): AE, AG, AL, AM, AO, AT, AU, AZ, BA, BB, BG, BH, BN, BR, BW, BY, BZ, CA, CH, CL, CN, CO, CR, CU, CZ, DE, DK, DM,

DO, DZ, EC, EE, EG, ES, FI, GB, GD, GE, GH, GM, GT, HN, HR, HU, ID, IL, IN, IR, IS, JP, KE, KG, KN, KP, KR, KZ, LA, LC, LK, LR, LS, LU, LY, MA, MD, ME, MG, MK, MN, MW, MX, MY, MZ, NA, NG, NI, NO, NZ, OM, PA, PE, PG, PH, PL, PT, QA, RO, RS, RU, RW, SA, SC, SD, SE, SG, SK, SL, SM, ST, SV, SY, TH, TJ, TM, TN, TR, TT, TZ, UA, UG, US, UZ, VC, VN, ZA, ZM, ZW.

(84) Designated States (unless otherwise indicated, for every kind of regional protection available): ARIPO (BW, GH, GM, KE, LR, LS, MW, MZ, NA, RW, SD, SL, ST, SZ, TZ, UG, ZM, ZW), Eurasian (AM, AZ, BY, KG, KZ, RU, TJ, TM), European (AL, AT, BE, BG, CH, CY, CZ, DE, DK, EE, ES, FI, FR, GB, GR, HR, HU, IE, IS, IT, LT, LU, LV, MC, MK, MT, NL, NO, PL, PT, RO, RS, SE, SI, SK, SM, TR), OAPI (BF, BJ, CF, CG, CI, CM, GA, GN, GQ, GW, KM, ML, MR, NE, SN, TD, TG).

Declarations under Rule 4.17:

- as to applicant's entitlement to apply for and be granted a patent (Rule 4.17(ii))
- as to the applicant's entitlement to claim the priority of the earlier application (Rule 4.17(iii))

Published:

- with international search report (Art. 21(3))

(54) Title: CONTINUOUS FOLDED AND CREASED WAISTBAND, COLLAR STAND, AND METHODS AND SYSTEMS FOR MAKING SAME

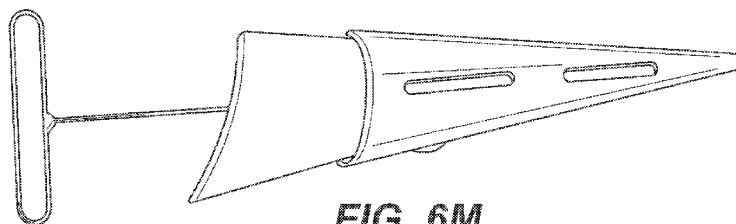


FIG. 6M

(57) Abstract: A continuous stream of elements or parts of garments is formed by providing a continuous first substrate and optionally a continuous fusible substrate; positioning the continuous fusible substrate on the continuous first substrate to form a combination; fusing the combination to form a first fused combination; folding the first fused combination to form a folded fused combination; and then pressing the folded fused combination to form the continuous stream, wherein the continuous stream includes multiple individual elements or parts. The elements or parts may be collar stands or waistbands.



WO 2015/065630 A1

CONTINUOUS FOLDED AND CREASED WAISTBAND, COLLAR STAND, AND METHODS AND SYSTEMS FOR MAKING SAME

BACKGROUND OF THE INVENTION

COPYRIGHT STATEMENT

[0001] This patent document contains material subject to copyright protection. The copyright owner has no objection to the reproduction of this patent document or any related materials in the files of the United States Patent and Trademark Office, but otherwise reserves all copyrights whatsoever.

FIELD OF THE INVENTION

[0002] This invention relates to garment and garment manufacture, and, more particularly to waistbands and collar stands for garments and methods and devices for their manufacture.

BACKGROUND AND OVERVIEW

[0003] Many garments such as pants, dresses, skirts, and the like include waistbands, and shirt's use collar stands. There are many types of waistbands, including one-piece, waistbands with inners and waistbands with curtains. Traditionally, one-piece waistbands for use on garments were made by first cutting each waistband to the desired length, then folding the waistband across a central axis thereof to create a crease, and then pressing the crease down with a hand iron. The two edges were then each also folded in and pressed, and then, in some cases, the seams were sewn along the two outer edges. Then the one side was used to attach the waistband to the pant or skirt, the other side was tucked in and stitched down when closing the waistband.

[0004] This process was problematic in that often the creases were uneven and resulted in imperfect waistbands that may have frayed out and/or may not have aligned properly with the garment. Additionally, cutting each waistband individually, and then folding and pressing it increased the time taken to make each garment.

[0005] An object of this invention is to create waistbands and collar stands with consistent quality, and without wasting excess fabric, and in such a way that they can be efficiently attached to garments.

BRIEF DESCRIPTION OF THE DRAWINGS

[0006] Various other objects, features and attendant advantages of the present invention will become fully appreciated as the same becomes better understood when considered in conjunction with the accompanying drawings, in which like reference characters designate the same or similar parts throughout the several views, and wherein:

[0007] **FIGS. 1A – 1D** are a top views of two substrates in various stages of forming waistbands or collar stands according to embodiments hereof;

[0008] **FIGS. 2A, 2B, and 2C** are side views of the substrates of **FIGS. 1A – 1C**, respectively, according to embodiments hereof;

[0009] **FIGS. 2D-2F** are side views of a substrate according to embodiments hereof;

[0010] **FIGS. 3A-3D** depict systems for manufacture of waistbands or collar stands according to embodiments hereof;

[0011] **FIGS. 4A-4B** are flowcharts of processes for manufacture of waistbands or collar stands according to embodiments hereof;

[0012] **FIG. 5** is a top view of a waistband according to embodiments hereof;

[0013] **FIGS. 6A-6N** depict an exemplary folder for manufacture of waistbands or collar stands according to embodiments hereof; and

[0014] **FIGS. 7A-7C** depict exemplary guides used in the systems of **FIGS. 3A-3B**.

DETAILED DESCRIPTION OF THE PRESENTLY PREFERRED EXEMPLARY EMBODIMENTS

[0015] Waistbands according to embodiments hereof are described with reference to **FIGS. 1A to 1D** and **2A, 2B-1, 2B-2, and 2C**.

[0016] The following description refers to the manufacture of waistbands. It should be appreciated that the same processes and systems may be used for collar stands and other rectangular pieces.

[0017] In the following description a continuous waistband stream may be formed which may then be stored and then later cut to required lengths as needed. It should be appreciated that **FIGS. 1A to 1D** show a top view of only a portion of a continuous waistband.

A waistband stream is formed from two substrates or materials that are processed as described herein. The first substrate **10** is the outer material of the waistband to be manufactured. The first substrate **10** may be provided as a continuous piece of material (e.g., from a spool) or it may be formed by joining pre-cut waistbands together, end-to-end (thereby to form a continuous piece of material). The latter approach is preferable when color matching of waistbands to garment is desired, as the individual pre-cut waistbands can be cut from the same material as the rest of the garment. This latter approach lends itself to a system in which waistbands are processed in smaller batches (e.g., 10-20 at a time), although it can be used for larger batches. Although the process is described here using two substrates, it should be appreciated that a single substrate – a regular fabric – could be used alone, e.g., as shown in **FIGS. 2D-2F**. The first substrate may comprise rigid fabric, or stretch fabric, or fabric cut on the bias. In some cases the first substrate may comprise: denim, cotton, cotton blends, wool, wool blends, polyester, polyester blends, spandex, spandex blends, polyester viscose, linen and linen blends.

[0018] The fusible substrate **12** is a fusible material that is applied to the inside of the waistband. The term “fusible” is sometimes used herein to refer to the fusible material. It should be appreciated that the words “first” and “second” are used herein to distinguish or identify the materials or substrates, and not to show a serial or numerical limitation.

[0019] Preferably the inner material of second substrate **12** comprises a fusible substrate and is provided, in part, to provide and/or maintain an elastic memory of the form and the shape of the waistband.

[0020] For example, if the waistbands are to be made from denim, then the outer material or first substrate **10** will comprise denim, and the inner material or fusible substrate **12** will be an appropriate material that will fuse to the denim under appropriate fusing conditions (i.e., pressure, speed, and temperature conditions). It should be appreciated that the waistbands manufactured by the processes described herein may use any materials, and invention is not limited by any examples given. It should further be appreciated that those of ordinary skill in the art of garment manufacturing will know and understand, upon reading this description, which materials can be used together and what the fusing requirements are for various combinations of first and second substrates.

[0021] In order to manufacture a continuous waistband according to embodiments hereof, and as shown, *e.g.*, in **FIG. 1A**, the fusible substrate **12** is positioned on top of the first substrate **10**. As shown in the drawing in **FIG. 1A**, the first substrate **10**, before being folded, has a width *W1*, and the fusible substrate **12** has a width *W2*.

[0022] Various dashed and dotted lines are used in **FIGS. 1A** to **1C** and **2A**, **2B-1**, **2B-2**, and **2C** to aid in this description. It should be appreciated that these lines are merely descriptive aids.

[0023] Thus, as shown in **FIG. 1A**, the fusible substrate **12** is positioned between dashed lines A - A and B - B, preferably centered along the dashed line M-M that denotes a center axis of the first substrate **10**.

[0024] It should be appreciated, however, that the fusible substrate **12** may be positioned off-center with respect to the first substrate **10** for certain waistband designs, and that these designs are contemplated herein.

[0025] For the purposes of this discussion, the distance from the edge of the fusible substrate along line A - A to the edge X - X of first substrate **10** is referred to as *W3*, and distance from the edge of the fusible substrate along the line B - B to the edge Y - Y of first substrate **10** is referred to as *W4*.

[0026] The fusible substrate **12** may be positioned substantially in the center of the first substrate **10** (*i.e.*, substantially along a central axis of the first

substrate **10**), or it may be positioned off center. In other words, the values of $W3$ and $W4$ may be substantially equal (when the fusible **12** is centered along the transverse axis of the first substrate **10**, or they may be unequal (when the fusible **12** is off center), as shown, e.g., in **FIG. 1D**. In some cases the fusible **12** may be positioned so that there is no substrate **10** exposed on one or both sides. For example, the fusible **12** may be positioned on the substrate **10** with only 1/8 inch of the edge on one side.

[0027] Those of ordinary skill in the art of garment manufacturing will know and the dimensions needed for various types and styles of waistbands or collar stands.

[0028] In **FIG. 1A** the dashed lines A-A and B-B denote two fold lines. In the drawings these lines are shown on the edges of the fusible **12**.

[0029] As will be explained below, in forming a continuous waistband according to embodiments hereof, a portion **10-1** of the first substrate **10** is folded over the fold line A-A, and a second portion **10-2** the first substrate **10** is folded over the fold line B-B. The distance between the fold lines A-A and B-B is essentially the width of the fusible **12**. The width of the first portion of the first substrate **10** that will be folded over the fold line A-A is substantially $W3$, and the width of the portion of the second portion of the first substrate **10** that will be folded over the fold line B-B is substantially $W4$.

[0030] As shown in the drawings, the fold line A-A corresponds substantially to an edge A-A of the fusible substrate **12**. It should be appreciated that in less preferred embodiments the fold line A-A may be away from the edge of the fusible substrate **12**. Similarly, while the other fold line is shown to correspond substantially to the edge B-B of the fusible substrate **12**, in some less preferred embodiments the other fold line B-B may be away from the edge of the fusible substrate **12**.

[0031] **FIG. 2A** shows a cross-sectional view of the materials in **FIG. 1A**, with the fusible substrate **12** positioned on top of the first substrate **10**.

[0032] **FIGS. 1B** and **2B** show a continuous waistband being formed according to embodiments hereof, and in which a first portion **10-1** of the first substrate **10** has been folded over fold line A-A, and a second portion **10-2** of the first substrate **10** has been folded over fold line B-B.

[0033] **FIG. 2B** shows an exemplary cross-sectional view of the continuous waistband being formed in **FIG. 1B**. In the exemplary embodiment in **FIG. 2B** the fold line A-A corresponds substantially to a first edge of the fusible substrate **12**, and the fold line B-B corresponds substantially to a second edge of the fusible substrate **12**.

[0034] After the first and second side portions **10-1** and **10-2** of the first substrate **10** have been folded over fold lines A-A and B-B, respectively, a portion **12'** of the fusible substrate **12** may remain uncovered.

[0035] It should be appreciated that the center fold line M'-M' in **FIG. 1B** may not correspond to the center line M-M in **FIG. 1A**, depending on the symmetry of the fold lines A - A and B - B with respect to the line M-M, and the distances *W3* and *W4*.

[0036] **FIG. 1C** shows a continuous waistband formed when the materials shown in **FIG. 1B** are folded substantially over the fold line M'-M', which is preferably a centerline of the combined substrates after the two side portions have been folded over the fold lines A-A and B-B.

[0037] **FIG. 2C** shows a cross-sectional view of the waistband being formed after the folds shown in **FIG. 1C**. It should be appreciated that, as with all of the drawings herein, **FIG. 2C** is not drawn to scale and that relative positions and sizes of the substrates are merely exemplary. It should be appreciated that, in addition to the drawings not being to scale, the folds of actual substrates or materials will not be rectangular, and the rectangular folding is shown in the drawings to aid in this description.

[0038] As shown in **FIG. 2C**, the substrates of **FIGS. 1B** and **FIG. 2B** are folded over a substantially central fold line M'-M' to form a folded waistband having width *W7*. Those of ordinary skill in the art will appreciate and understand, upon reading this description, how to select various fold

widths in order to achieve a waistband having a width $W7$. As noted above, the thickness and type of each of the substrates will determine the thickness of the folds and how much material needs to be included in each substrate to accommodate the various folds. Similarly, those of ordinary skill in the art will appreciate and understand, upon reading this description, how large each folded portion of the first substrate **10** needs to be in order to sufficiently overlap fusible substrate **12** when the first and second side portions of the first substrate **10** are folded over fold lines A-A and B-B, respectively.

[0039] The fusible substrate **12** may comprise adhesive or the like so that it may be fused with the first substrate **10** under appropriate fusing conditions. In some embodiments the fusible substrate **12** has less adhesive or fiber or fabric yarns along the fold line M'-M' in order to aid with the folding.

[0040] Although the folding of the first substrate **10** and the fusible substrate **12** is shown in three distinct drawings (**FIGS. 1A-1C**, and corresponding **FIGS. 2A-2C**), it should be appreciated that the folds may be achieved simultaneously, e.g., using a folder shown in **FIGS. 6A-6N**).

[0041] **FIG. 3A** depicts an exemplary system **30** for manufacture of continuous waistbands according to embodiments hereof. As shown in the drawing in **FIG. 3A**, fusible substrate **10** and first substrate **12** are fed into a fuser (or fusing press) **32**. Before entry to the fuser **32**, the fusible substrate **12** is positioned on top of the first substrate **10** as shown, e.g., in **FIGS. 1A** and **2A**. A guide mechanism (e.g., as shown in **FIGS. 7A-7C**) may be positioned in front of fusing press **32** in order to position the fusible substrate **12** on the first substrate **10** exactly where needed

[0042] The first substrate **10** and the fusible substrate **12** may be provided on spools or troughs or the like which are positioned to feed appropriate amounts of the substrates **10** and **12** into the fuser **32** substantially tension free. The spools may be positioned such that the fusible substrate **12** is appropriately located on top of the first substrate **10**.

[0043] The fuser **32** fuses the first and second substrates together under conditions (e.g., at temperature, pressure, and speed) appropriate for the

materials being used. Those of ordinary skill in the art will know and understand what settings to use for the fuser **32** based on the materials being used for the first substrate **10** and the fusible substrate **12**. The output of the fuser **32** is a fused combination **14** of the first substrate **10** and the fusible substrate **12**, e.g., as shown in **FIGS. 1A** and **2A**.

[0044] The output **14** of fuser **32** is preferably cooled (e.g., in troughs or by spacing between equipment components) and then provided to one or more folders **34** in order to achieve the folds, e.g., as described above with reference to **FIGS. 1A** to **1C** and **2A**, **2B**, and **2C** (over fold lines A-A, B-B, and M'-M'). The folds may be achieved simultaneously with a single folder that folds the two side portions first and then does the fold over the M'-M' line (e.g., as shown in **FIGS. 6A-6N**). It should be appreciated, however, that the folds may be achieved with two or three distinct folding mechanisms (which collectively form folder(s) **34**). In some cases only one or two folds may be needed, in which case an appropriate folder mechanism will be used.

[0045] The output **16** of folder(s) **34** is the continuous waistband shown in **FIGS. 1C** and **2C**. This output **16** is fed into a second fuser (fusing press) **36** (denoted "Press" in the drawing) pressing / creasing the folded fused materials (first substrate **10** fused with fusible substrate **12**). Press **36** presses the folded substrates to help production of a continuous folded and/or creased waistband. As the press **36** does not need to fuse the substrates, it may operate at a lower temperature than fuser **32**. The waistband **18** produced by press **36** may then be collected, for example, by a spooler **40** onto spools **42** or may be cut to measurement.

[0046] The spooled continuous waistband **18** may then be cut to appropriate length for use on a garment.

[0047] Fuser **32** may be a Reliant M60 (made by Reliant Machinery Ltd., United Kingdom) or the like, and press **36** may be a Reliant M45 or the like.

[0048] It should be appreciated that the output **14** of the fuser **32** may be hot and should therefore preferably be cooled before being fed into folder(s)

34. Cooling bins or the like may be provided in order to cool the fused output **14**.

[0049] The output **16** of folder(s) **34** is a folded, fused substrate to be fed into the press **36**. In order to prevent the output **16** of the folder(s) **34** from unfolding before being pressed, the folder **34** preferably feeds directly into the mouth **38** of the press **36**, with little or no gap between them. In order to achieve this, the folder preferably has an extended output portion (**35** in **FIG. 3A**, **35'** in **FIG. 3B**, and as shown, e.g., in **FIGS. 6A-6N**) that can feed directly (or substantially directly) into the mouth **38** of press **36**. In one example, as shown in **FIGS. 6A-6N**, a portion **34**, **34'** of the folder **34** extends 8-10 inches (which may be referred to herein as a Roup extension). It should be appreciated that a Roup extension may be shorter than 8 inches or longer than 10 inches. In some embodiments one or more standalone folders may be used with a separate flat guide (e.g., 8-10 inches long) in front of it to feed the output of the folder(s) directly into the mouth of the press. The flat guide should control the output of the folder to prevent it from unfolding. The extended output portion **35**, **35'** of the folder(s) **34**, **34'** may be fully or partially integrated into and be part of the folders(s) **34**, **34'** or it may be a separate component.

[0050] **FIG. 4A** is a flowchart of an exemplary process for manufacture of continuous waistbands or collar stands according to embodiments hereof, using, e.g., the system shown in **FIG. 3A**. As shown in **FIG. 4A**, the fusible substrate **12** (fuse material) is overlaid (at **S42**) onto the first substrate **10** (e.g., waistband material). This corresponds, e.g., to the merging of the two substrates **10** and **12** prior to entering the fuser **32** in **FIG. 3A**. The result of the overlay (in **S42**) is the fusible substrate **12** being positioned on top of the first substrate **10**, e.g., as shown in **FIGS. 1A** and **2A**.

[0051] Next, the two substrates **10** and **12** are fused (at **S44**). Using the exemplary system shown in **FIG. 3A**, the fusing (at **S44**) may be done by fuser (fusing press) **32**, e.g., by being fused together under appropriate conditions (e.g., under appropriate pressure, speed, and temperature). The fused

substrates (denoted **14** exiting fuser **32** in **FIG. 3A**) are then cooled (if needed – not shown in the flow chart) and then folded (at **S46**). In the exemplary system of **FIG. 3A**, the folding may be done by folder(s) **34** (e.g. the folder shown in **FIGS. 6A-6N**), and the result of the folding may correspond to the three-way folding described above with reference to **FIGS. 1A to 1C** and **2A to 2C**. In some embodiments the folding may result in a one-fold waistband or a two-fold waistband.

[0052] Next, the folded substrates are pressed/creased (at **S48**). In the exemplary system of **FIG. 3A**, the pressing/creasing (in **S48**) may be done by press **36**, e.g., by being pressed together under appropriate conditions (e.g., under appropriate pressure, speed, and temperature).

[0053] The fused three-way folded, pressed and creased substrates may then be collected and/or spooled (at **S50**).

[0054] In some preferred embodiments, the continuous tri-folded and pressed waistbands are rolled into 10 or 20 waistband lengths which may then be taken to a production floor where they are fitted overhead or under a waistband machine (that pull the bands as needed) as the operator attaches the waistband onto the pants. It should be appreciated that the use of a spool of continuous waistbands means that, in use, only the first waistband needs to be fed into the waistband machine, the rest of the waistband will follow as needed.

[0055] In some cases the waistbands being produced will include curtains or inners. In these case, as shown, e.g., in **FIG. 3B**, in addition to the first substrate **10** and the fusible substrate **12**, the fuser **32'** also takes in a second substrate **60** (for the curtain or inner) and a second fusible substrate **62**. The output of the fuser **32'** is first stream **14'** formed from the first substrate **10** being fused / pressed with the first fusible **12**, and a second stream **64** formed from the second substrate **60** being fused / pressed with the first fusible **62**. These two streams are the allowed to cool, as needed, and then joined (by joiner **33**) to form a combined stream **66** (with the curtain or inner joined to the combined first substrate **10** and fusible substrate **12**. The combined stream **66** is then fed into folder **34'**, folded as required, and then the folded stream **68** is

fed substantially directly into the mouth **38'** of the press **36'**. The output **70** of the press **36'** may then be collected and spooled (by spooler **40'** on spool **42'**).

[0056] It should be understood that the joiner **33** may be a sewing machine or the like and may require human operation.

[0057] **FIG. 4B** is a flowchart of an exemplary process for manufacture of continuous waistbands or collar stands according to embodiments hereof, using, e.g., the system shown in **FIG. 3B**. First (at **S70**) an outer and an inner or curtain are formed. The outer (**14'** in **FIG. 3B**) is formed in the same manner as the combination **14** in **FIG. 3A**. The inner or curtain may be formed in a similar manner (at **S72, S74**). The outer **14'** and inner or curtain **64** are then joined (at **S78**), folded (at **S80**), and pressed/creased (at **S82**). As noted, the folding (at **S80**) may result in one, two, three, or more folds. The combined folded, pressed outer and inner (or outer and curtain) may then be collected (e.g., spooled) (at **S84**).

[0058] Those of ordinary skill in the art will realize and appreciate, upon reading this description, that when a single substrate is used, without a fusible substrate, then the fuser **32** (**FIG. 3A**) may be omitted (as shown, e.g., in **FIG. 3C**). If a single substrate is used for the outer **10** in the embodiment of **FIG. 3B**, then that substrate need not be processed by fuser **32'**, and it may be fed directly into joiner **33** (as shown, e.g., in **FIG. 3D**).

[0059] **FIG. 5** is a top view of a continuous waistband **18** according to embodiments hereof, produced by the system **30** and process(es) described above. The continuous waistband **14** shown in **FIG. 5** may be further processed to include seams, e.g., seam **50**, as seen, e.g., on some jeans.

[0060] The first substrate may be or comprise, without limitation, a material selected from the group comprising: denim, cotton (e.g., 100% cotton or cotton blends), wool (e.g. 100% wool or wool blends), polyester, polyester blends, spandex (elastane), spandex blend, polyester viscose (e.g., polyester and Rayon or some fabric made from regenerated cellulose fiber), linen or linen blends. A cotton blend may be, e.g., a 65/35 cotton polyester blend or a 50/50 cotton polyester blend. A polyester blend may be, e.g., a 98/2 polyester

cotton blend or a 97/3 polyester cotton blend. Those of ordinary skill in the art will realize and appreciate, upon reading this description, that different and or other materials and blends may be used, and the examples of materials listed here are not intended to limit the scope of this invention in any way.

EXAMPLES

Example 1

[0061] In one example, the first substrate **10** is denim and the fusible substrate **12** is a 84 mm fusible substrate, and the fuser **32** is set to 180°C, speed at 5 Meters/Minute and pressure at 5 bars.

Example 2

[0062] In another example, the first substrate **10** is 100% cotton and the fusible substrate **12** is a 80 mm fusible substrate, and the fuser is set to 160°C, at 4 Meters/Minute with the pressure at 4 bars.

Example 3

[0063] In another example, the first substrate **10** is denim and the fusible substrate **12** is a 47 mm fusible substrate, and the fuser **32** is set to 180°C, speed at 5 Meters/Minute and pressure at 5 bars.

Example 4

[0064] In another example, the first substrate **10** is 100% wool and the fusible substrate **12** is a 45 mm fusible substrate, and the fuser **32** is set to 160°C, speed at 4 Meters/Minute and pressure at 4 bars.

[0065] Thus are described continuous folded waistbands and collar stands, and methods and system for making same.

[0066] Although some of the examples and processes shown about use fusible substrate, it should be appreciated that a fusible substrate is not required in all embodiments, and that waistbands and collar stands may be made without a fusible substrate.

[0067] In some embodiments the fabric for the waistband (or collar stand) may be or include spandex (sometimes referred to as “elastane,” e.g., Lycra™ or some such material comprising an elastic polyurethane fiber or fabric) so that it will be able to stretch by itself.

[0068] In some embodiments the fabric used to make the waistband (or collar stand) may be cut on a bias in order to impart a degree of mechanical stretch to the fabric, with or without the use of a fusible.

[0069] The systems and processes described remove the complexities, inaccuracies and waste of manual products.

[0070] While the above example all show three-way folds, some waistband may only require one or two folds, and these may be accommodated by different folders.

[0071] Where a process is described herein, those of ordinary skill in the art will appreciate that the process may operate without any user intervention. In another embodiment, the process includes some human intervention (e.g., a step is performed by or with the assistance of a human).

[0072] As used in this description, the term “portion” means some or all. So, for example, “A portion of X” may include some of “X” or all of “X”. In the context of a conversation, the term “portion” means some or all of the conversation.

[0073] As used herein, including in the claims, the phrase “at least some” means “one or more,” and includes the case of only one. Thus, e.g., the phrase “at least some ABCs” means “one or more ABCs”, and includes the case of only one ABC.

[0074] As used herein, including in the claims, the phrase “using” means “using at least,” and is not exclusive. Thus, e.g., the phrase “using X” means “using at least X.” Unless specifically stated by use of the word “only”, the phrase “using X” does not mean “using only X.”

[0075] In general, as used herein, including in the claims, unless the word “only” is specifically used in a phrase, it should not be read into that phrase.

[0076] As used herein, including in the claims, the phrase “distinct” means “at least partially distinct.” Unless specifically stated, distinct does not mean fully distinct. Thus, *e.g.*, the phrase, “X is distinct from Y” means that “X is at least partially distinct from Y,” and does not mean that “X is fully distinct from Y.” Thus, as used herein, including in the claims, the phrase “X is distinct from Y” means that X differs from Y in at least some way.

[0077] It should be appreciated that the words “first” and “second” in the description and claims are used to distinguish or identify, and not to show a serial or numerical limitation. Similarly, the use of letter or numerical labels (such as “(a)”, “(b)”, and the like) are used to help distinguish and / or identify, and not to show any serial or numerical limitation or ordering.

[0078] While the invention has been described in connection with what is presently considered to be the most practical and preferred embodiments, it is to be understood that the invention is not to be limited to the disclosed embodiment, but on the contrary, is intended to cover various modifications and equivalent arrangements included within the spirit and scope of the appended claims.

WHAT IS CLAIMED:

1. A method for creating a continuous stream of elements of garments, the method comprising:

(A) providing a continuous first substrate and a continuous fusible substrate;

(B) positioning said continuous fusible substrate on said continuous first substrate to form a combination;

(C) fusing said combination at a first temperature to form a first fused combination;

(D) folding said first fused combination to form a folded fused combination; and

(E) pressing said folded fused combination at a second temperature to form said continuous stream,

wherein said continuous stream comprises multiple individual elements of multiple garments,

wherein said second temperature is lower than said first temperature.

2. The method of claim 1 wherein said positioning in (B) positions said fusible substrate substantially along a central axis of said first substrate.

3. The method of claim 1 or 2 wherein said fusing in (C) comprises: pressing said combination with a fusing press under first heated conditions.

4. The method of claim 3 wherein said pressing in (E) comprises:
pressing said folded fused combination with a press distinct from said
fusing press, and under second heated conditions distinct from said first heated
conditions.

5

5. The method of any one of claims 1-4 wherein said folding in (D)
comprises:

(D)(1) forming three folds in said first fused combination.

10

6. The method of claim 5 wherein said three folds comprise:
a first side fold,
a second side fold, and
a center fold.

15

7. The method of claim 5 wherein said three folds comprise:
a first side fold formed by folding a first portion of said continuous first
substrate over at least some of said continuous fusible substrate.

20

8. The method of claim 7 wherein said three folds also comprise:
a second side fold formed by folding a second portion of said continuous
first substrate over at least some of said continuous fusible substrate.

9. The method of claim 8 wherein said three folds also comprise:

a center fold formed by folding said first fused combination after said first side fold and said second side fold have been made.

10. The method of any one of claims 1-9 wherein said first substrate
5 comprises a first material selected from the group comprising: denim, cotton, cotton blends, wool, wool blends, polyester, polyester blends, spandex, spandex blends, polyester viscose, linen and linen blends.

11. The method of any one of claims 1-10 wherein said fusible substrate
10 comprises a second material selected from the group comprising:
84 mm fusible substrates, 45 mm fusible substrates, 47 mm fusible substrates, and 80 mm fusible substrates.

12. The method of any one of claims 1-11 further comprising:

15 (F) spooling portions of said continuous stream.

13. The method of claim 12 wherein said portions comprise sufficient continuous waistband stream for at least ten individual waistbands.

20 14. The method of claim 12 wherein said portions comprise sufficient continuous elements in said stream for at least twenty individual elements.

15. The method of any one of claims 1-14 wherein said folding in (D) folds said first fused combination with a single folder.

16. The method of any one of claims 1-15 wherein said first continuous substrate was formed by joining pre-cut elements together.

17. The method of any one of claims 1-16 further comprising:

5 (G) cutting a single element from said continuous elements.

18. The method of any one of claims 1-17 wherein the elements of garments are waistbands.

10 19. The method of any one of claims 1-17 wherein the elements of garments are collar stands.

20. A method for creating a continuous stream of elements of garments, the method comprising:

15 (A) providing a continuous first substrate and a continuous first fusible substrate;

(B) positioning said continuous first fusible substrate on said continuous first substrate to form a first combination;

20 (C) fusing said first combination at a first temperature to form a first fused combination;

(D) providing a continuous second substrate;

(E) joining said first fused combination with at least said continuous second substrate to form a joined combination;

25 (F) folding said joined combination to form a folded joined combination; and

(G) pressing said folded joined combination at a second temperature to form said continuous stream,

wherein said continuous stream comprises multiple individual elements of multiple garments, and

5 wherein said second temperature is a lower than said first temperature.

21. The method of claim 20 further comprising:

(D)(1) providing a continuous second fusible substrate;

10 (D)(2) positioning said continuous second fusible substrate on said continuous second substrate; and, prior to said joining in (E),

(D)(3) fusing said continuous second fusible substrate with said continuous second substrate.

15 22. The method of claim 20 or 21 wherein the fusing in (C) is done with a heated fusing press.

23. The method of any one of claims 20-23 wherein the pressing in (G) is done with a heated press.

20 24. The method of claim 21 wherein said joining in (E) joins said first fused combination with said continuous second substrate fused to form said joined combination.

25. The method of any one of claims 20-24 wherein said folding in (F) comprises:

(F)(1) forming three folds in said joined combination.

5 26. The method of claim 25 wherein said three folds comprise:

a first side fold,

a second side fold, and

a center fold.

10 27. The method of claim 25 or 26 wherein the folds are formed simultaneously.

28. The method of claim 25 wherein said three folds comprise:

15 a first side fold formed by folding a first side portion of said joined combination over at least some of said joined combination.

29. The method of claim 28 wherein said three folds also comprise:

20 a second side fold formed by folding a second side portion distinct from the first side portion of said joined combination over at least some of said joined combination.

30. The method of claim 29 wherein said three folds also comprise:

a center fold formed by folding said joined combination after said first side fold and said second side fold have been made.

31. The method of any one of claims 20-30 wherein said first substrate comprises a first material selected from the group comprising: denim, cotton, cotton blends, wool, wool blends, polyester, polyester blends, spandex, spandex blends, polyester viscose, linen and linen blends.

32. The method of any one of claims 20-31 wherein said first fusible substrate comprises a second material selected from the group comprising: 84 mm fusible substrates, 45 mm fusible substrates, 47 mm fusible substrates, and 80 mm fusible substrates.

33. The method of any one of claims 20-32 wherein said second substrate comprises a third material selected from the group comprising: denim, cotton, cotton blends, wool, wool blends, polyester, polyester blends, spandex, spandex blends, polyester viscose, linen and linen blends.

34. The method of any one of claims 20-33 wherein the elements of garments are selected from: waistbands and collar stands.

35. The method of any one of claims 20-34 further comprising:
(H) spooling portions of said continuous stream.

36. A method for creating a continuous stream of elements of garments,
the method comprising:

(A) providing a continuous first substrate and a continuous first fusible
substrate;

5 (B) positioning said continuous first fusible substrate on said continuous
first substrate to form a first combination;

(C) fusing said first combination to form a first fused combination;

(D) providing a continuous second substrate and a continuous second
fusible substrate;

10 (E) positioning said continuous second fusible substrate on said
continuous second substrate to form a second combination;

(F) fusing said second combination to form a second fused combination;

(G) joining said first fused combination with said second fused
combination to form a joined combination;

15 (H) folding said joined combination to form a folded joined
combination; and

(I) pressing said folded joined combination to form said continuous
stream,

20 wherein said fusing in (C) and said fusing in (F) are performed at a first
temperature, and

wherein said pressing in (I) is performed at a second temperature, and

wherein said second temperature is lower than said first temperature, and

wherein said continuous stream comprises multiple individual elements of
multiple garments.

25

37. The method of claim 36 wherein said fusing in (C) and said fusing in (F) use a fuser heated to said first temperature.

38. The method of claim 36 or 37 wherein said folding in (H) comprises:
(H)(1) forming three folds in said joined combination.

39. The method of claim 38 wherein said three folds comprise:
a first side fold,
a second side fold, and
a center fold.

40. The method of claim 39 wherein the three folds are formed simultaneously.

41. The method of claim 39 or 40 wherein said first side fold is formed by folding a first side portion of said joined combination over at least some of said joined combination.

42. The method of claim 41 wherein said second side fold is formed by folding a second side portion distinct from the first side portion of said joined combination over at least some of said joined combination.

43. The method of claim 42 wherein said center fold is formed by folding said joined combination after said first side fold and said second side fold have been made.

5 44. The method of any one of claims 36-43 wherein said first substrate comprises a first material selected from the group comprising: denim, cotton, cotton blends, wool, wool blends, polyester, polyester blends, spandex, spandex blends, polyester viscose, linen and linen blends.

10 45. The method of any one of claims 36-44 wherein said first fusible substrate comprises a second material selected from the group comprising: 84 mm fusible substrates, 45 mm fusible substrates, 47 mm fusible substrates, and 80 mm fusible substrates.

15 46. The method of any one of claims 36-45 wherein said second substrate comprises a third material selected from the group comprising: denim, cotton, cotton blends, wool, wool blends, polyester, polyester blends, spandex, spandex blends, polyester viscose, linen and linen blends.

20 47. The method of any one of claims 36-46 wherein said second fusible substrate comprises a fourth material selected from the group comprising: 84 mm fusible substrates, 45 mm fusible substrates, 47 mm fusible substrates, and 80 mm fusible substrates.

48. The method of any one of claims 36-47 wherein the elements of garments are selected from: waistbands and collar stands.

49. The method of any one of claims 36-48 further comprising:

5 (J) spooling portions of said continuous stream.

50. A system for producing a continuous stream of elements of garments stream, the system comprising:

10 (a) a first fusing press constructed and adapted to fuse a combination formed by a continuous fusible substrate on a continuous first substrate at a first temperature to form a first fused combination;

(b) at least one folder positioned to take said first fused combination from said first fusing press and to form a folded fused combination; and

15 (c) a second fusing press positioned to take said folded fused combination from said at least one folder and to form said continuous stream of elements of garments by pressing said folded fused combination at a second temperature, wherein said second temperature is lower than said first temperature, and

20 wherein said continuous stream of elements of garments comprises multiple individual elements of multiple garments.

51. The system of claim 50, wherein said at least one folder comprises a three-way folder.

52. The system of claim 50 or 51, wherein said fusible substrate is positioned substantially along a central axis of said first substrate to form said combination input into said first fusing press.

5 53. The system of any one of claims 50-52, wherein the at least one folder forms three folds in said first pressed combination.

54. The system of claim 53 wherein said three folds comprise:
a first side fold,
10 a second side fold, and
a center fold.

55. The system of claim 54, wherein said first side fold is formed by the at least one folder folding a first portion of said continuous first substrate over at
15 least some of said continuous fusible substrate.

56. The system of claim 55, wherein said second side fold is formed by the at least one folder folding a second portion of said continuous first substrate over at least some of said continuous fusible substrate.

20

57. The system of claim 56, wherein said center fold is formed by the at least one folder folding said first pressed combination after said first side fold and said second side fold have been made.

58. The system of any one of claims 53-57 wherein said folds are formed simultaneously.

5 59. The system of any one of claims 50-58, wherein said system is constructed and adapted to use, as said first substrate, a material selected from the group comprising: denim, cotton, cotton blends, wool, wool blends, polyester, polyester blends, spandex, spandex blend, polyester viscose, linen, and linen blend.

10 60. The system of any one of claims 50-59, wherein said system is constructed and adapted to use, as said fusible substrate, a second material selected from the group comprising: 84 mm fusible substrates, 45 mm fusible substrates, 47 mm fusible substrates, and 80 mm fusible substrates.

15 61. The system of any one of claims 50-60, further comprising:
(d) a spooler, positioned to spool portions of said continuous stream of elements of garments.

20 62. The system of claim 61, wherein said system is constructed and adapted to spool, as said portions, sufficient continuous elements stream for at least ten individual elements of garments.

25 63. The system of claim 62, wherein said system is constructed and adapted to spool, as said portions, sufficient continuous elements in said stream for at least twenty individual elements of garments.

64. The system of claim 50, wherein said system is constructed and adapted to spool, as the elements of garments, elements selected from: waistbands and collar stands.

5

65. A system for producing a continuous stream of elements of garments, the system comprising:

(a) a first heated press constructed and adapted to fuse, at a first temperature, a continuous first substrate and a continuous first fusible substrate to form a first fused combination;

10

(b) a joiner constructed and adapted to join said first fused combination with at least a continuous second substrate to form a joined combination;

(c) at least one folder positioned to take said joined combination from said joiner and to form a folded joined combination;

(d) a second heated press positioned to take said folded joined combination from said at least one folder and to form said continuous stream of elements of garments by pressing said folded joined combination at a second temperature, wherein said second temperature is lower than said first temperature,

15

wherein said continuous stream comprises multiple individual elements of multiple garments.

20

66. The system of claim 65, further comprising:

(e) a spooler, positioned to spool portions of said continuous stream of elements of garments.

25

67. The system of claim 65 or 66, wherein a continuous second fusible substrate is positioned on said continuous second substrate prior to said joiner forming said folded joined combination.

5 68. The system of any one of claims 65-67, wherein said system is constructed and adapted to use, as said first substrate, a first material selected from the group comprising: denim, cotton, cotton blends, wool, wool blends, polyester, polyester blends, spandex, spandex blends, polyester viscose, linen, and linen blends.

10

69. The system of any one of claims 65-68, wherein said system is constructed and adapted to use, as said first fusible substrate, a second material selected from the group comprising: 84 mm fusible substrates, 45 mm fusible substrates, 47 mm fusible substrates, and 80 mm fusible substrates.

15

70. The system of any one of claims 65-69, wherein said system is constructed and adapted to use, as said second substrate, a third material selected from the group comprising: denim, cotton, cotton blends, wool, wool blends, polyester, polyester blends, spandex, spandex blends, polyester viscose, linen, and
20 linen blends.

20

71. The system of any one of claims 65-70, wherein said system is constructed and adapted to produce the elements of garments are selected from: waistbands and collar stands.

25

72. A system for producing a continuous stream of elements of garments, the system comprising:

- (a) a first press constructed and adapted to fuse, at a first temperature,
 - (i) a continuous first substrate and a continuous first fusible substrate to form a first fused combination; and
 - (ii) a continuous second substrate and a continuous second fusible substrate to form a second fused combination;
 - (b) a joiner constructed and adapted to join said first fused combination and said second fused combination to form a joined combination;
 - (c) at least one folder positioned to take said joined combination from said joiner and to form a folded joined combination;
 - (d) a second press positioned to take said folded joined combination from said at least one folder and to form said continuous stream of elements of garments by pressing said folded joined combination at a second temperature, wherein said second temperature is lower than said first temperature,
- wherein said continuous stream comprises multiple individual elements of multiple garments.

73. The system of claim 72, further comprising:

- (e) a spooler, positioned to spool portions of said continuous stream of elements of garments.

74. The system of claim 72 or 73, wherein said continuous second fusible substrate is positioned on said continuous second substrate prior to said joiner forming said folded joined combination.

75. The system of any one of claims 72-74, wherein said system is constructed and adapted to use, as said first substrate, a first material selected from the group comprising: denim, cotton, cotton blends, wool, wool blends, polyester, polyester blends, spandex, spandex blends, polyester viscose, linen and linen blends.

76. The system of any one of claims 72-75, wherein said system is constructed and adapted to use, as said first fusible substrate, a second material selected from the group comprising: 84 mm fusible substrates, 45 mm fusible substrates, 47 mm fusible substrates, and 80 mm fusible substrates.

77. The system of any one of claims 72-76, wherein said system is constructed and adapted to use, as said second substrate, a third material selected from the group comprising: denim, cotton, cotton blends, wool, wool blends, polyester, polyester blends, spandex, spandex blends, polyester viscose, linen and linen blends.

78. The system of any one of claims 72-77, wherein the first press simultaneously fuses:

- (i) the continuous first substrate and the continuous first fusible substrate to form the first fused combination; and
- (ii) the continuous second substrate and the continuous second fusible substrate to form the second fused combination.

79. The system of any one of claims 72-78, wherein said system is constructed and adapted to produce the elements of garments are selected from: waistbands and collar stands.

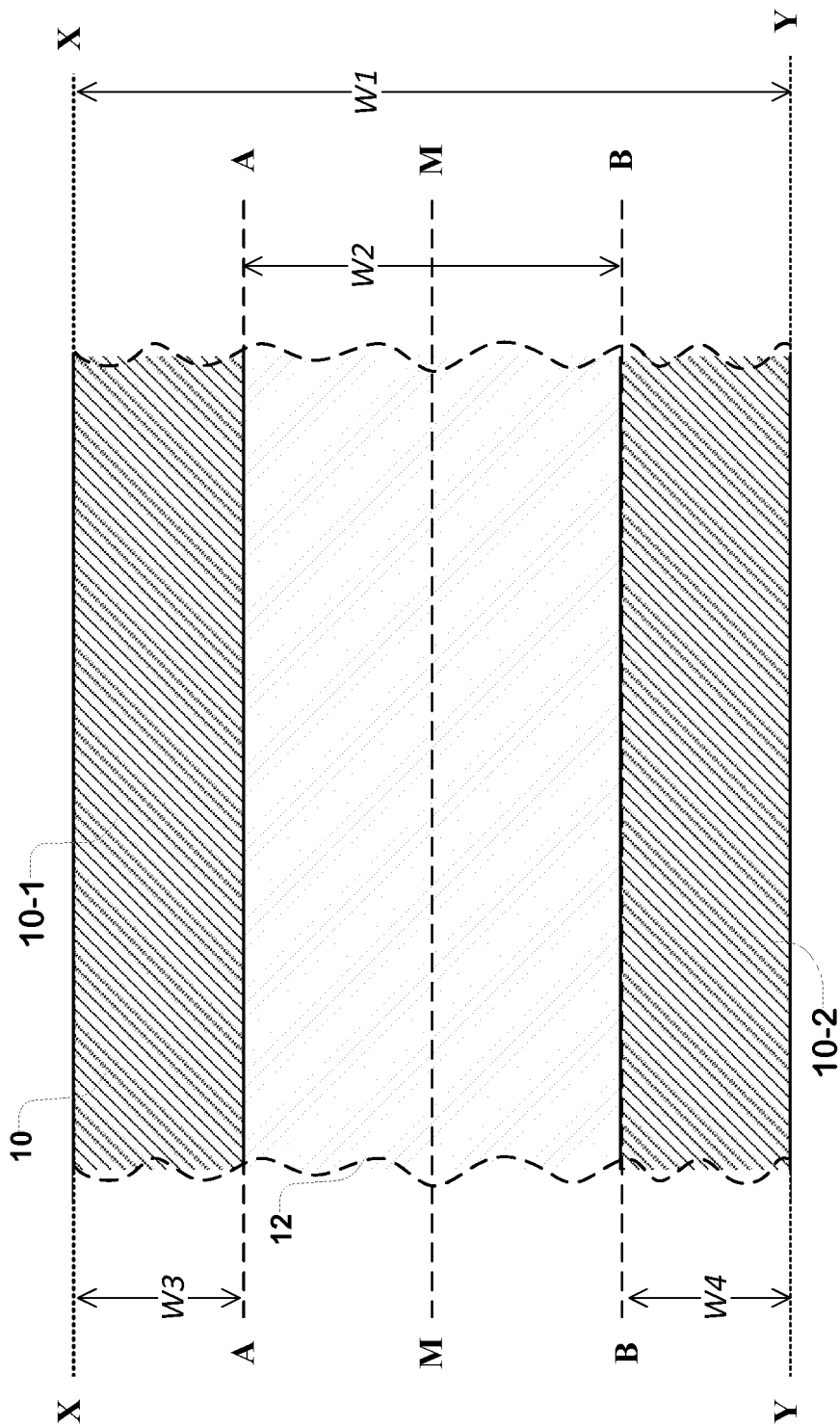


FIG. 1A

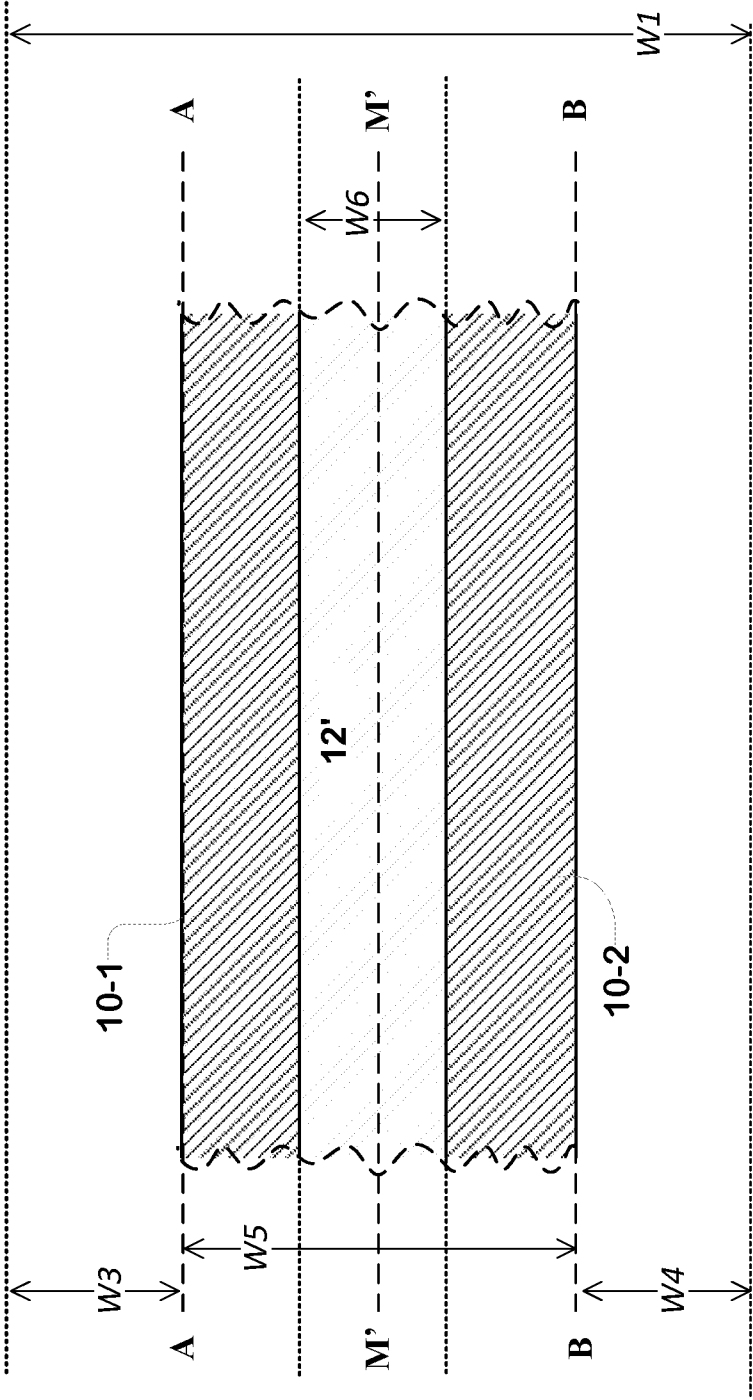


FIG. 1B

3/21




FIG. 1C

4/21

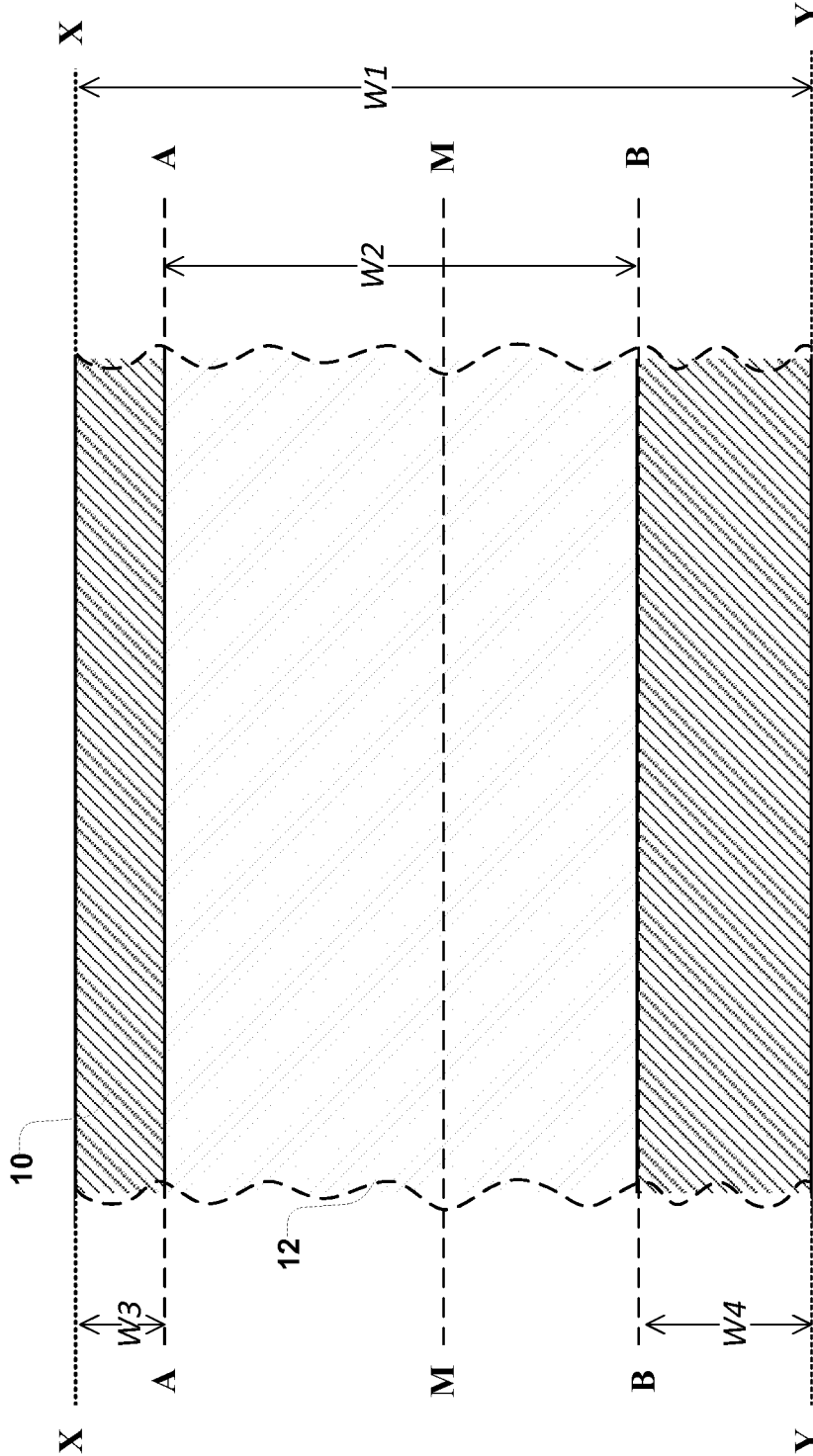


FIG. 1D

5/21

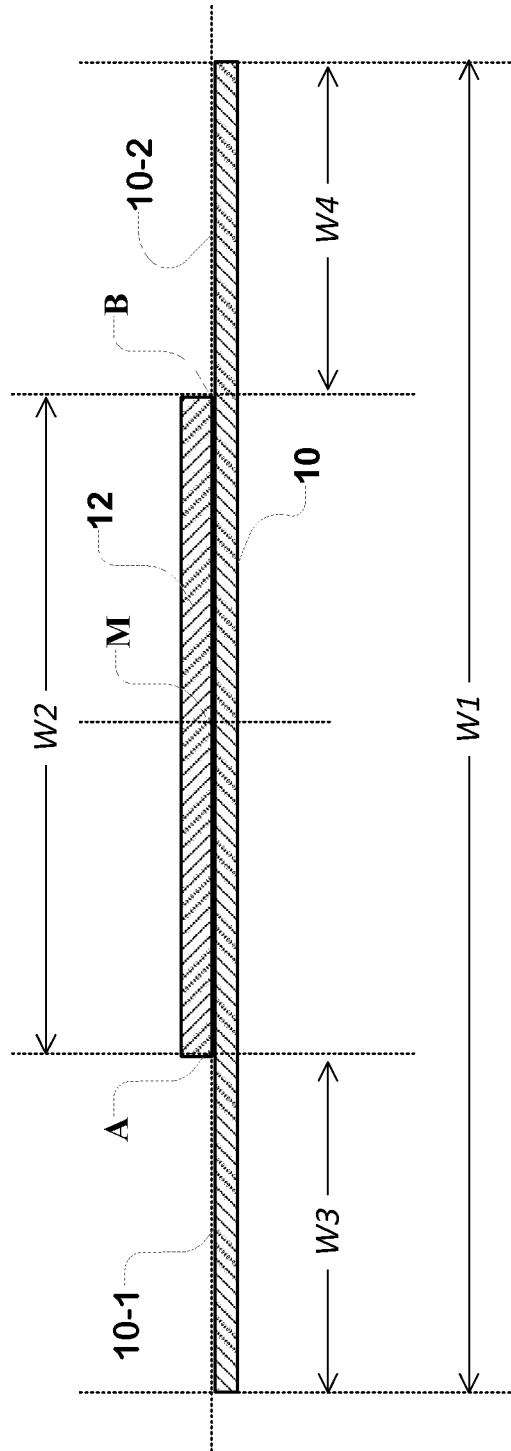


FIG. 2A

6/21

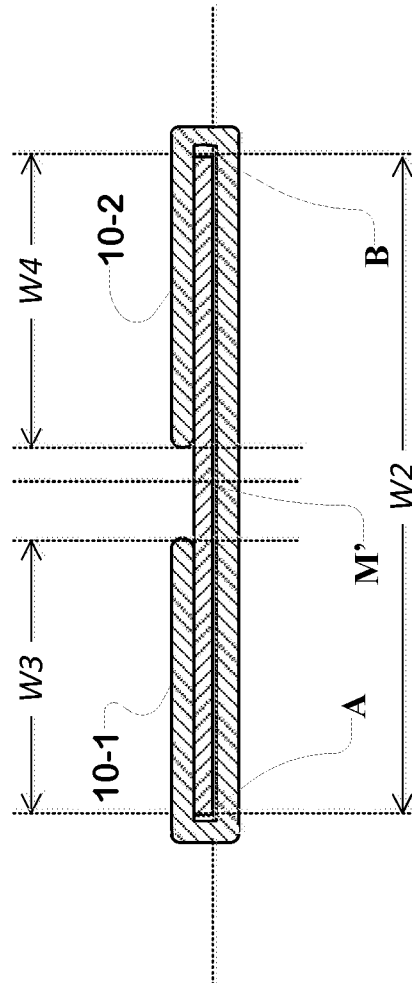


FIG. 2B

7/21

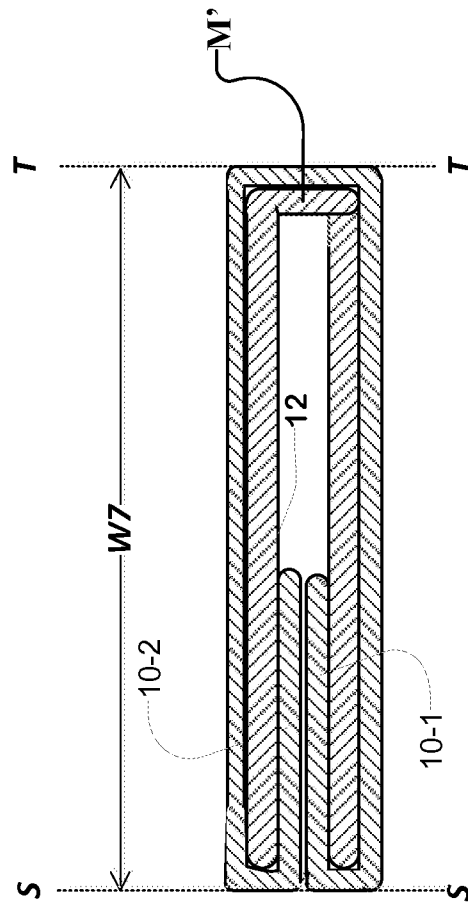
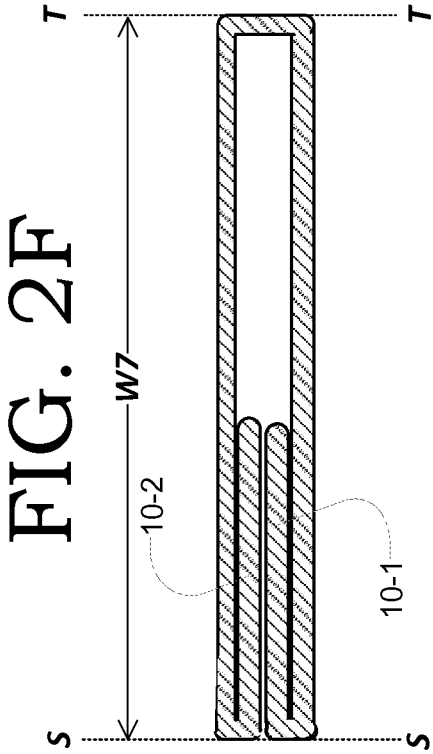
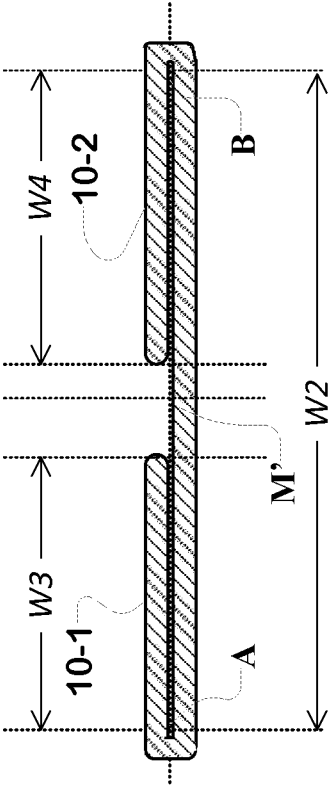
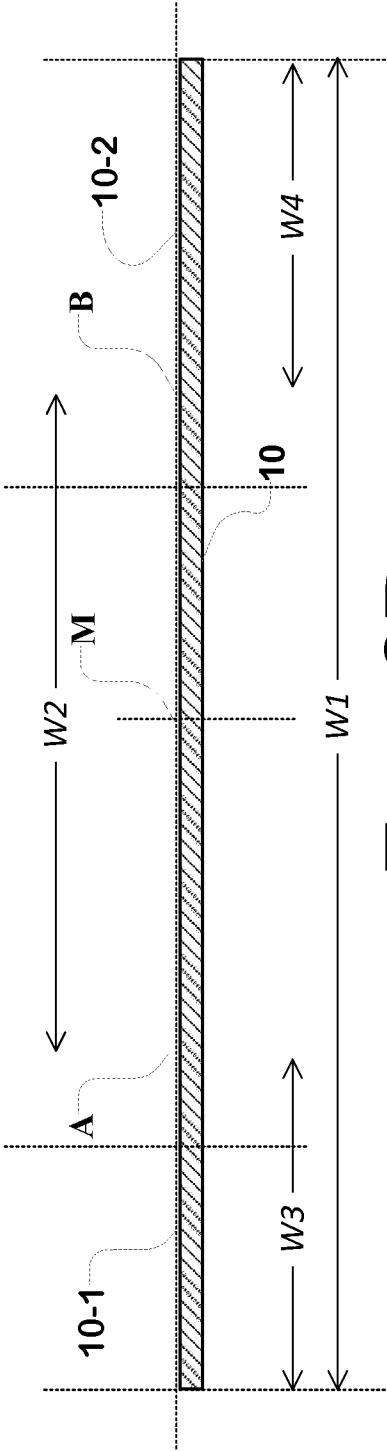


FIG. 2C



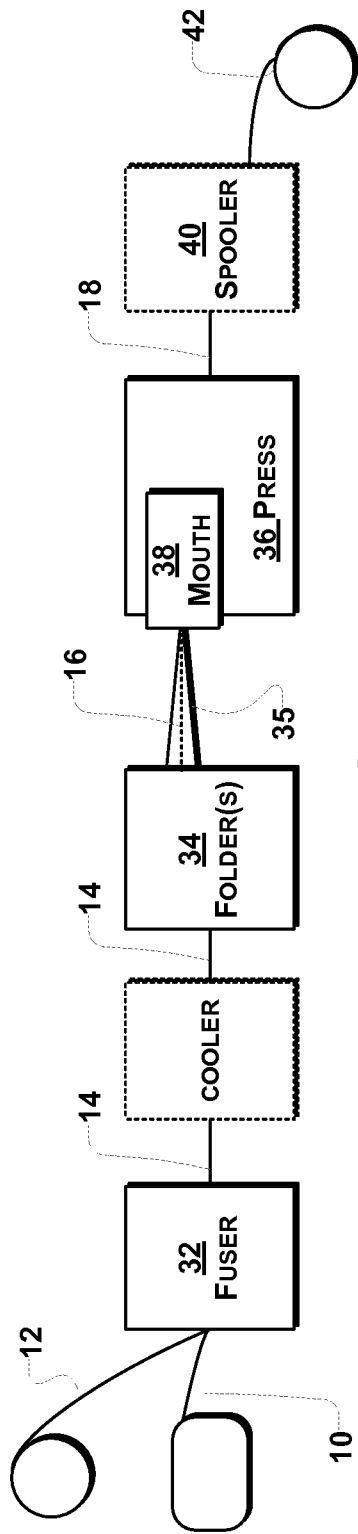


FIG. 3A

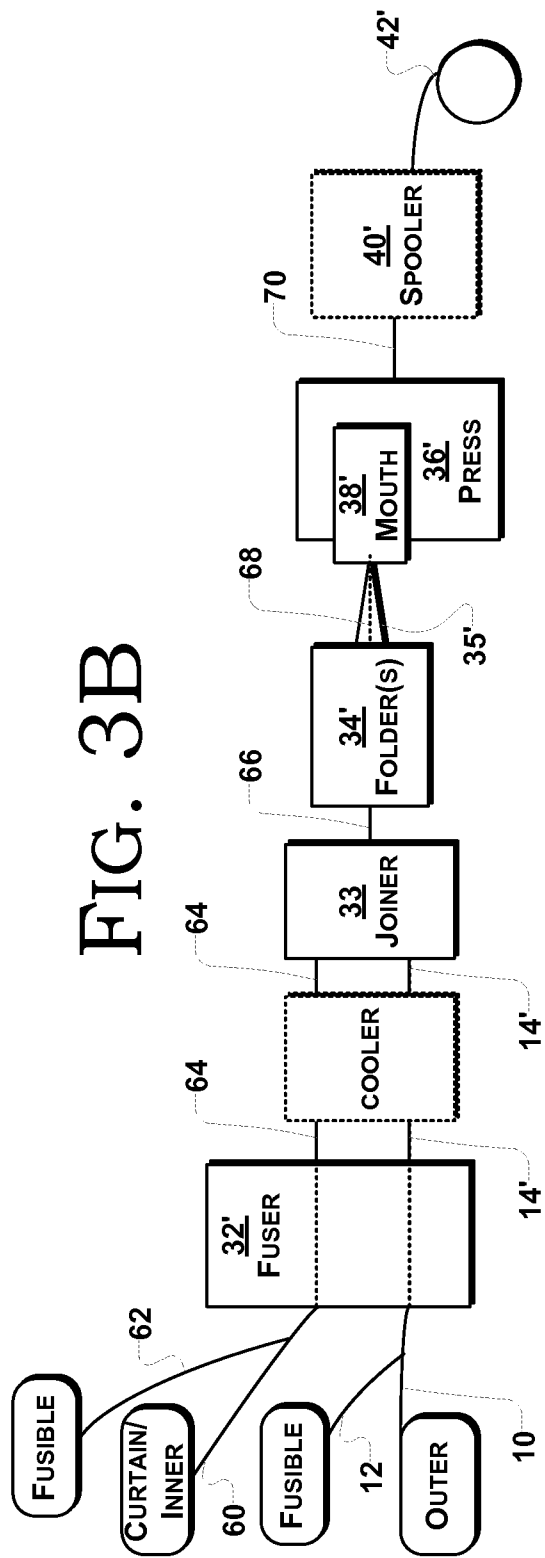


FIG. 3B

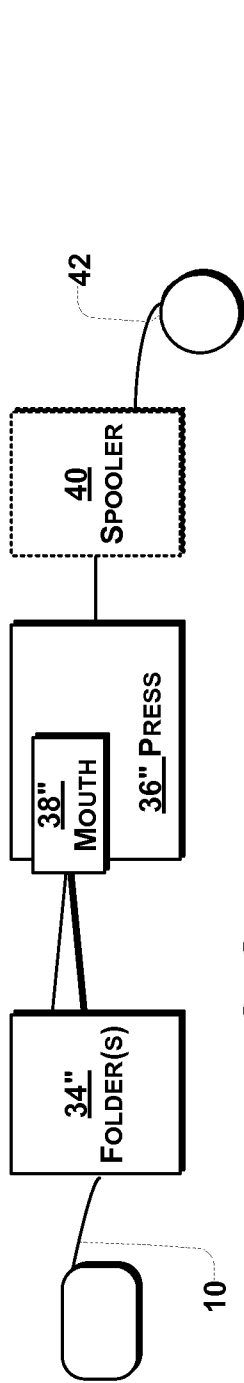


FIG. 3C

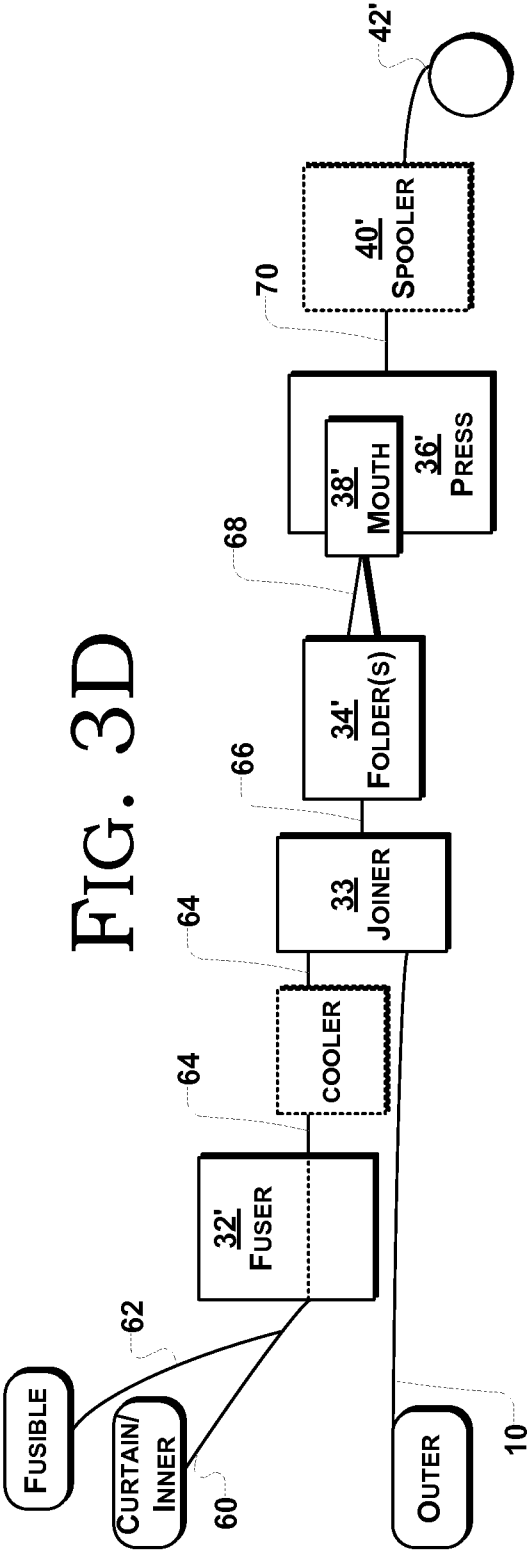


FIG. 3D

11/21

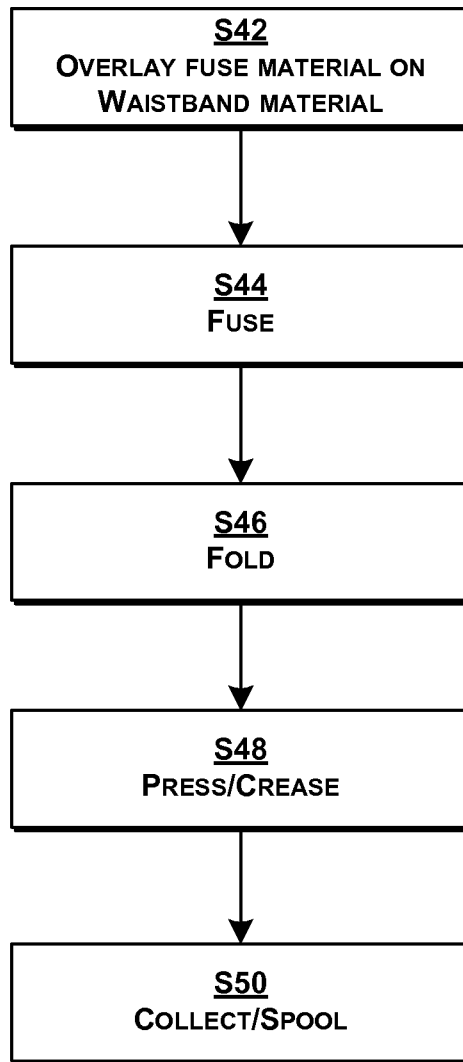


FIG. 4A

12/21

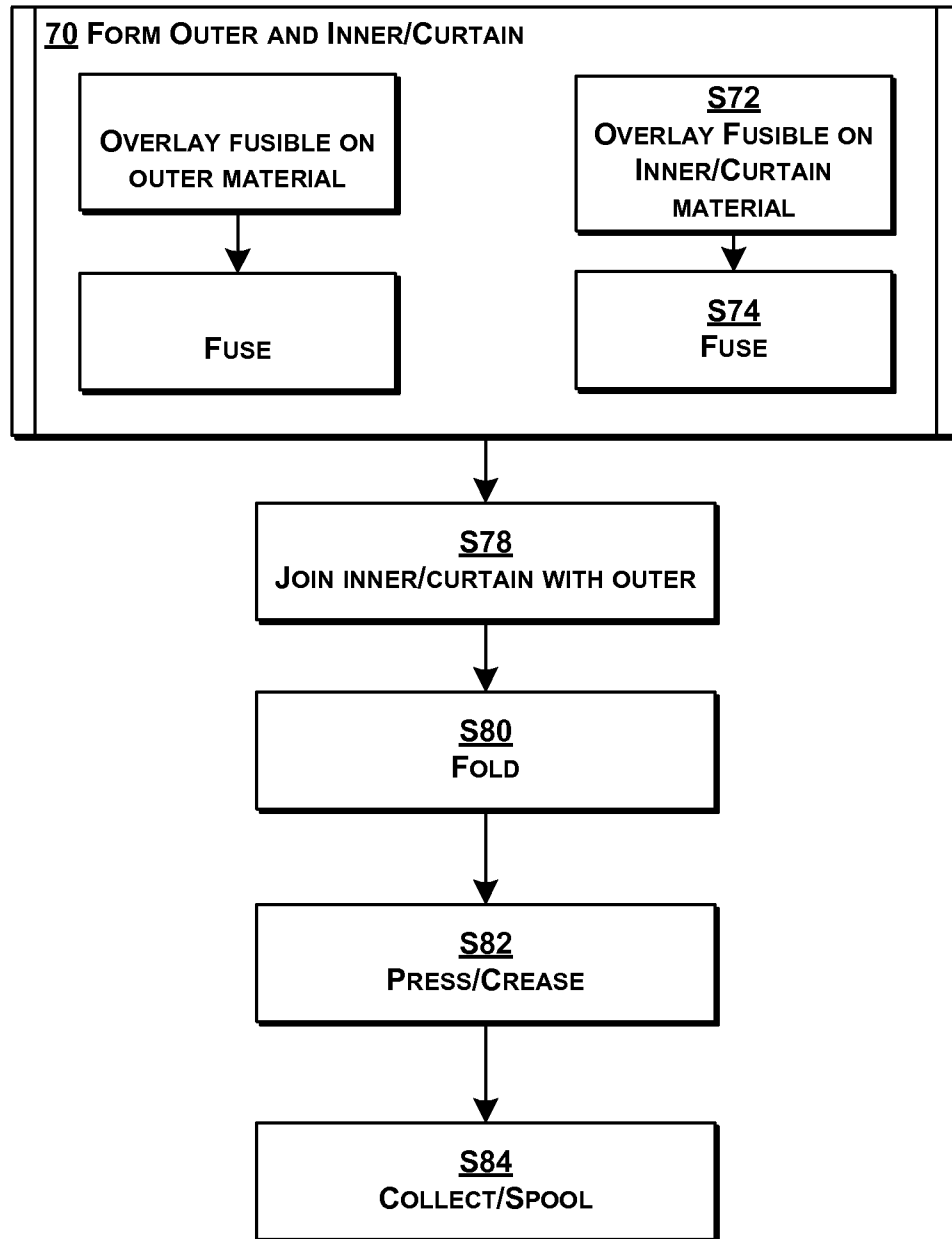


FIG. 4B

13/21

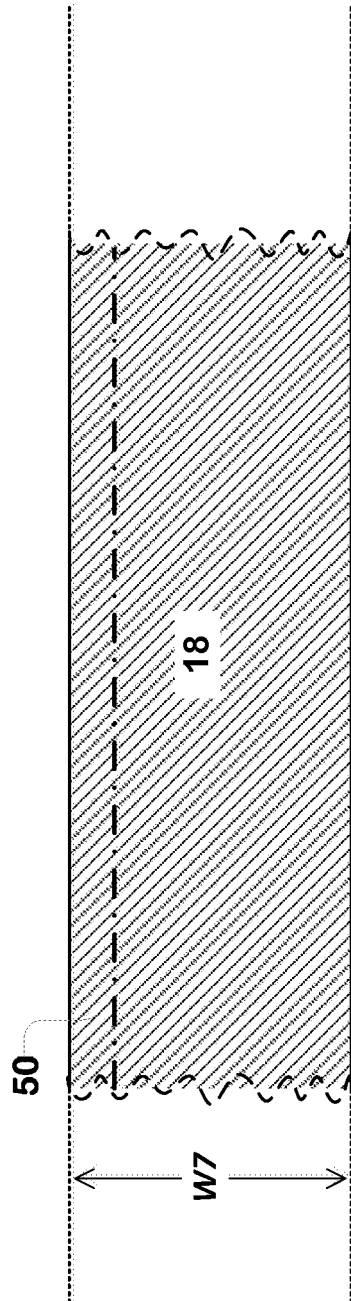


FIG. 5

14/21

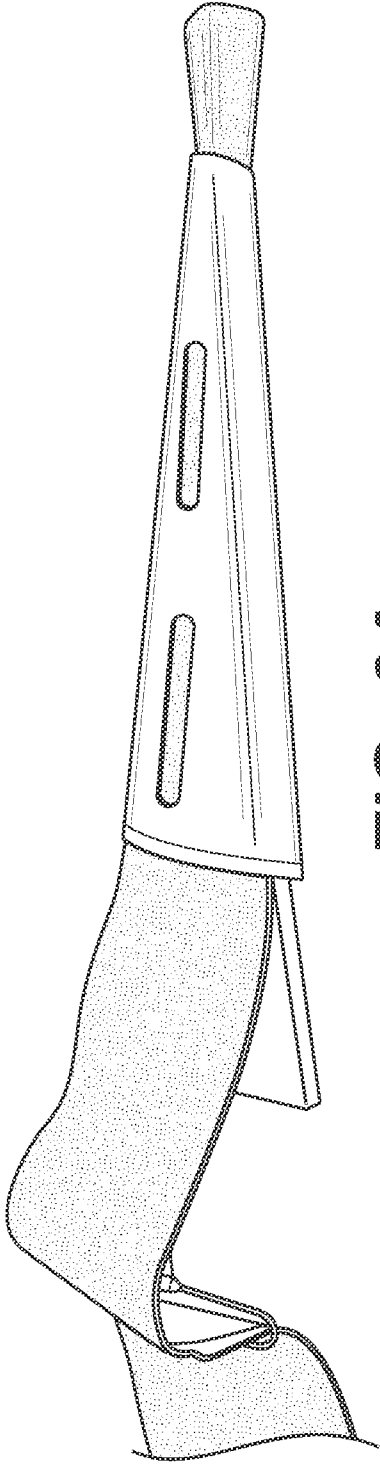


FIG. 6A

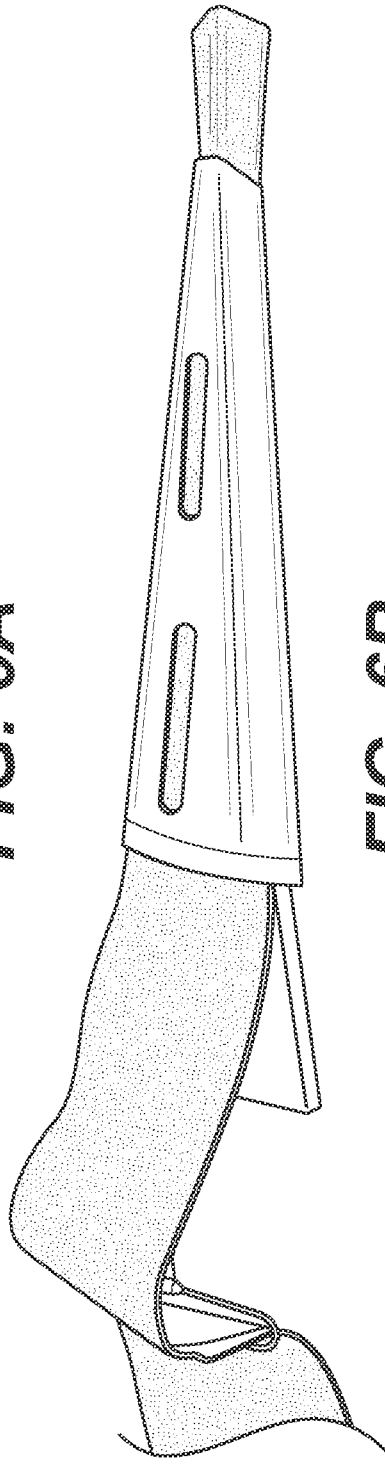


FIG. 6B

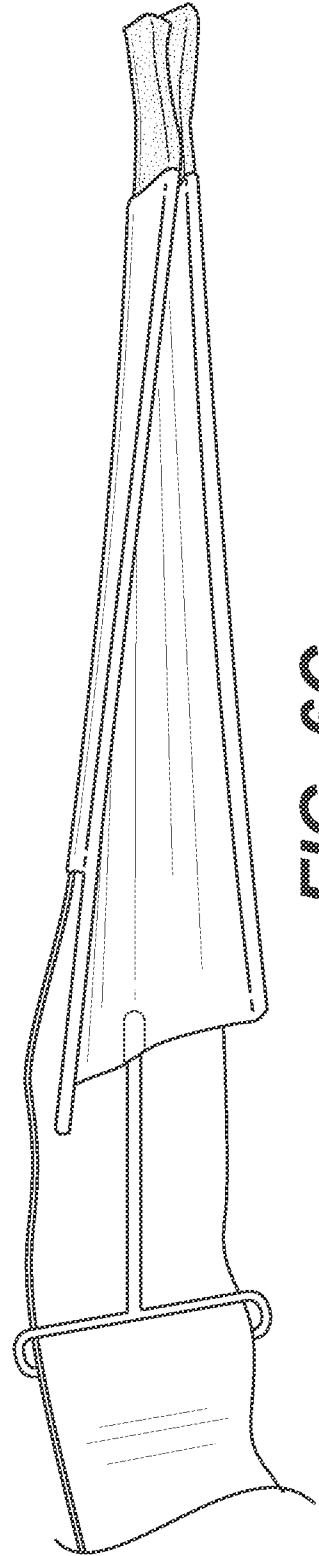
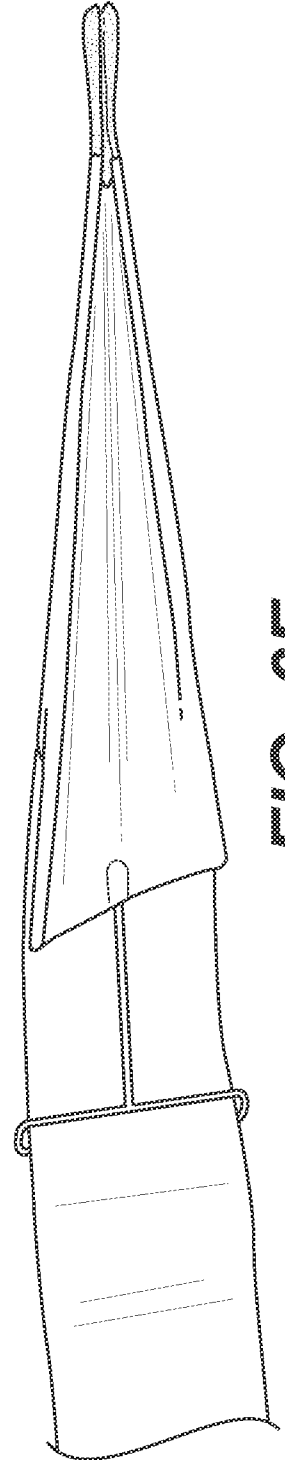
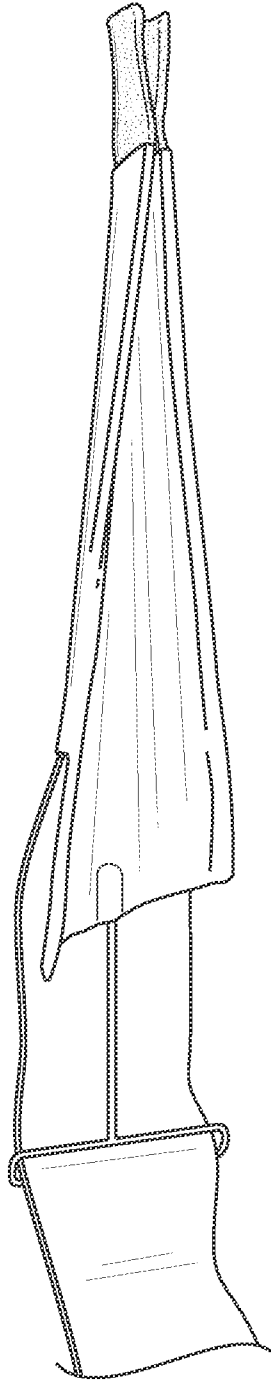
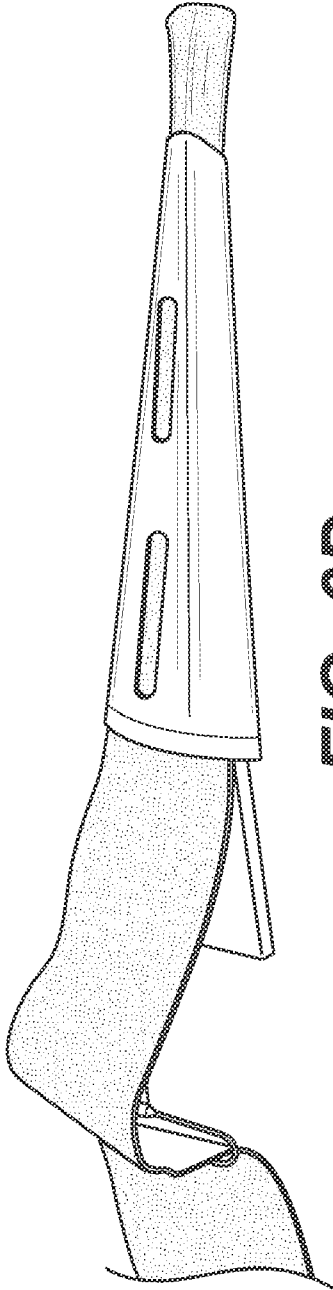


FIG. 6C

15/21



16/21

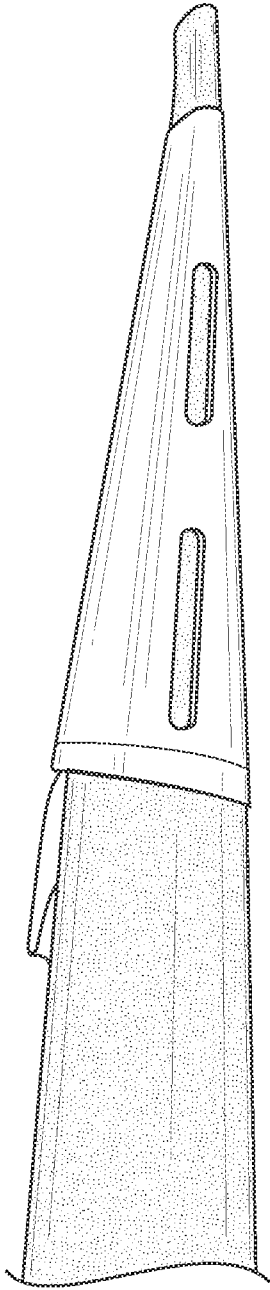


FIG. 6G

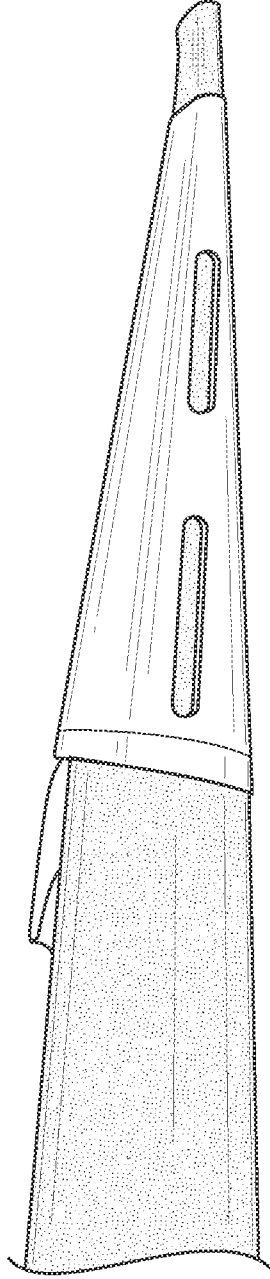


FIG. 6H

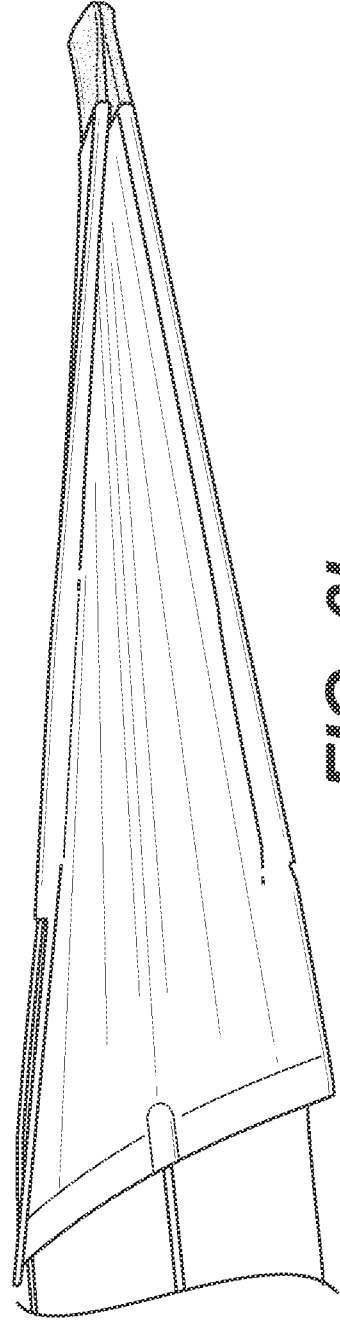


FIG. 6I

17/21

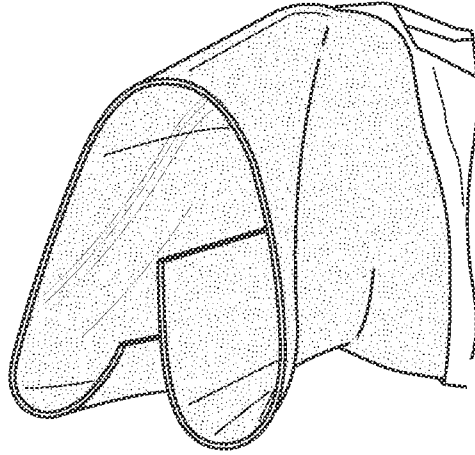


FIG. 6L

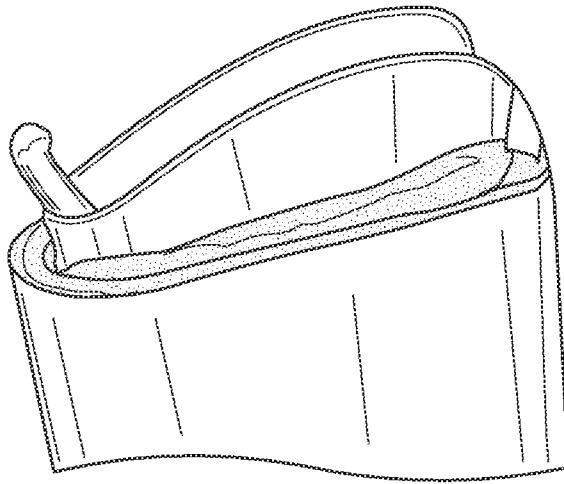


FIG. 6K

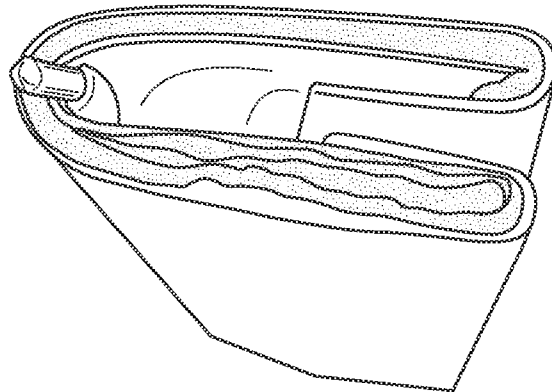


FIG. 6J

18/21

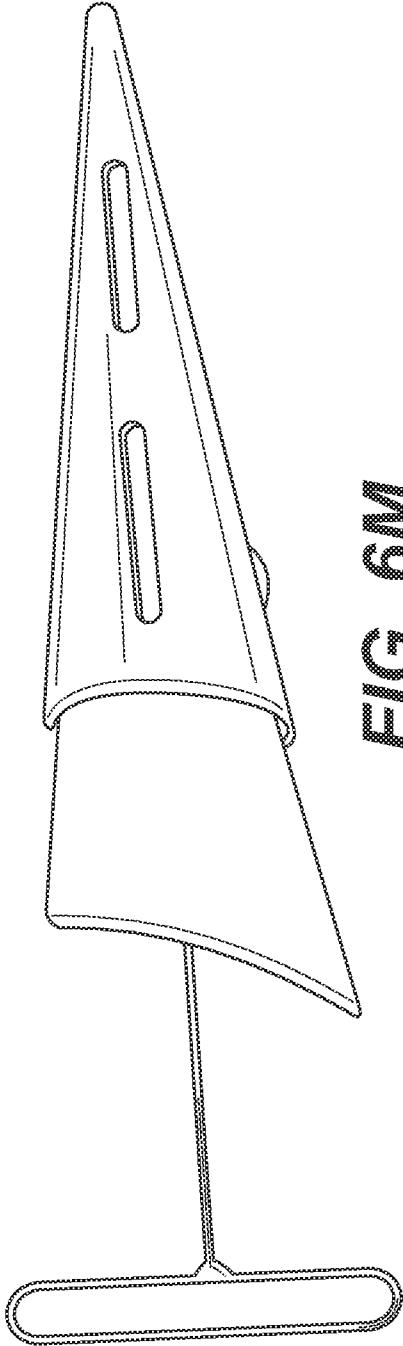


FIG. 6M

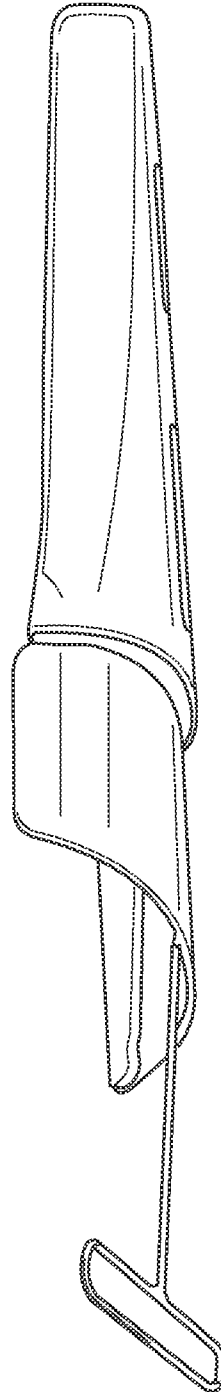
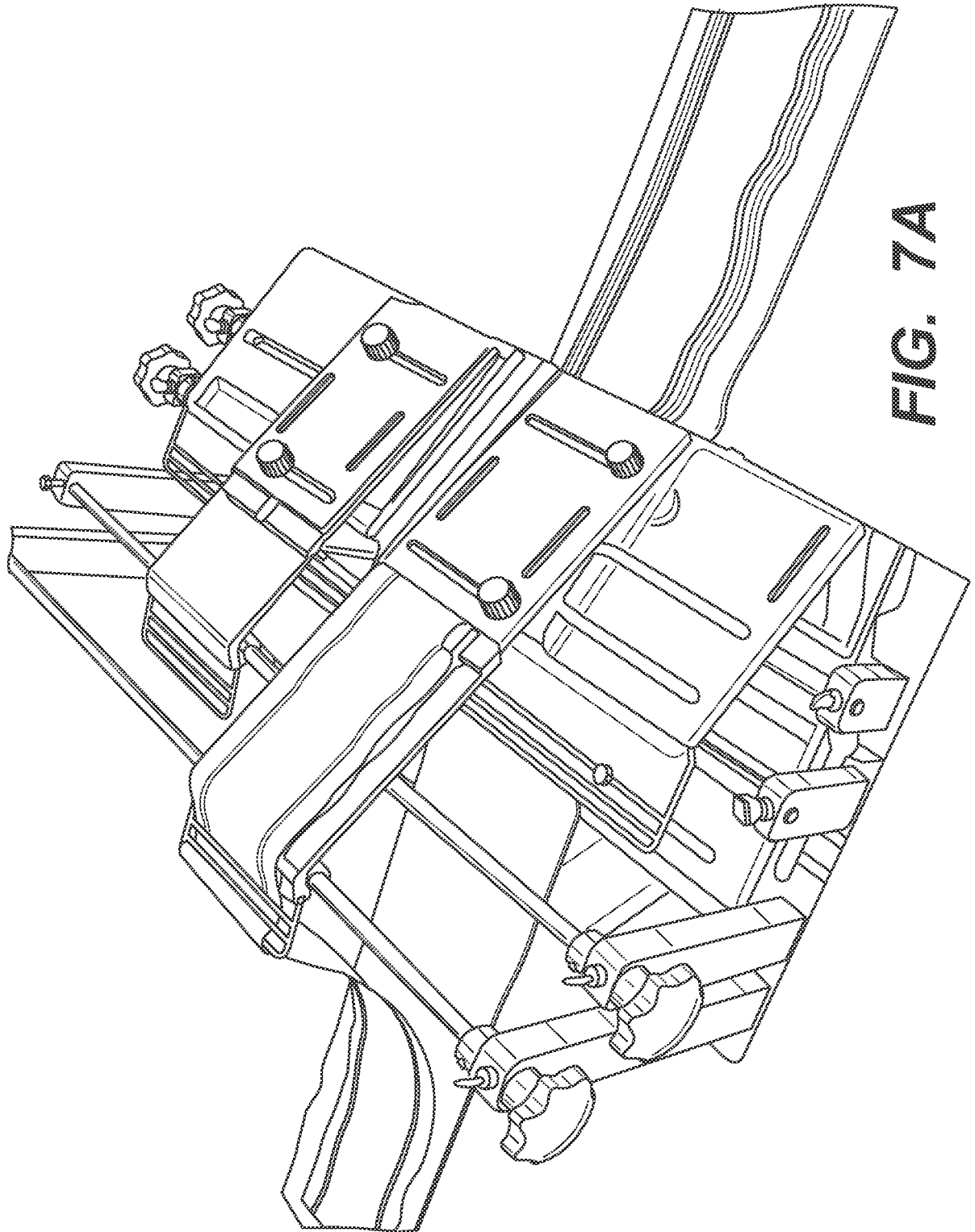


FIG. 6N

19/21



20/21

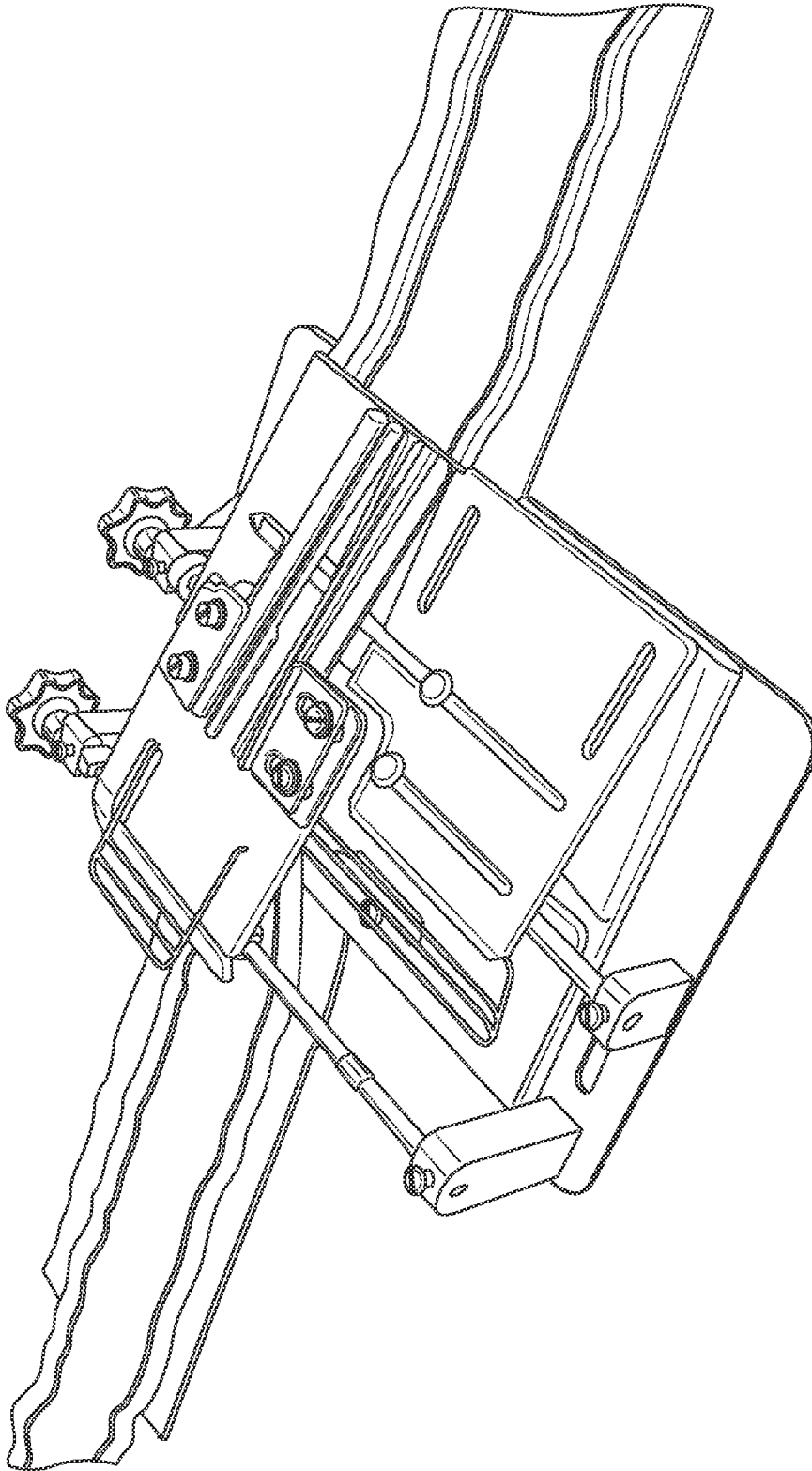


FIG. 7B

21/21

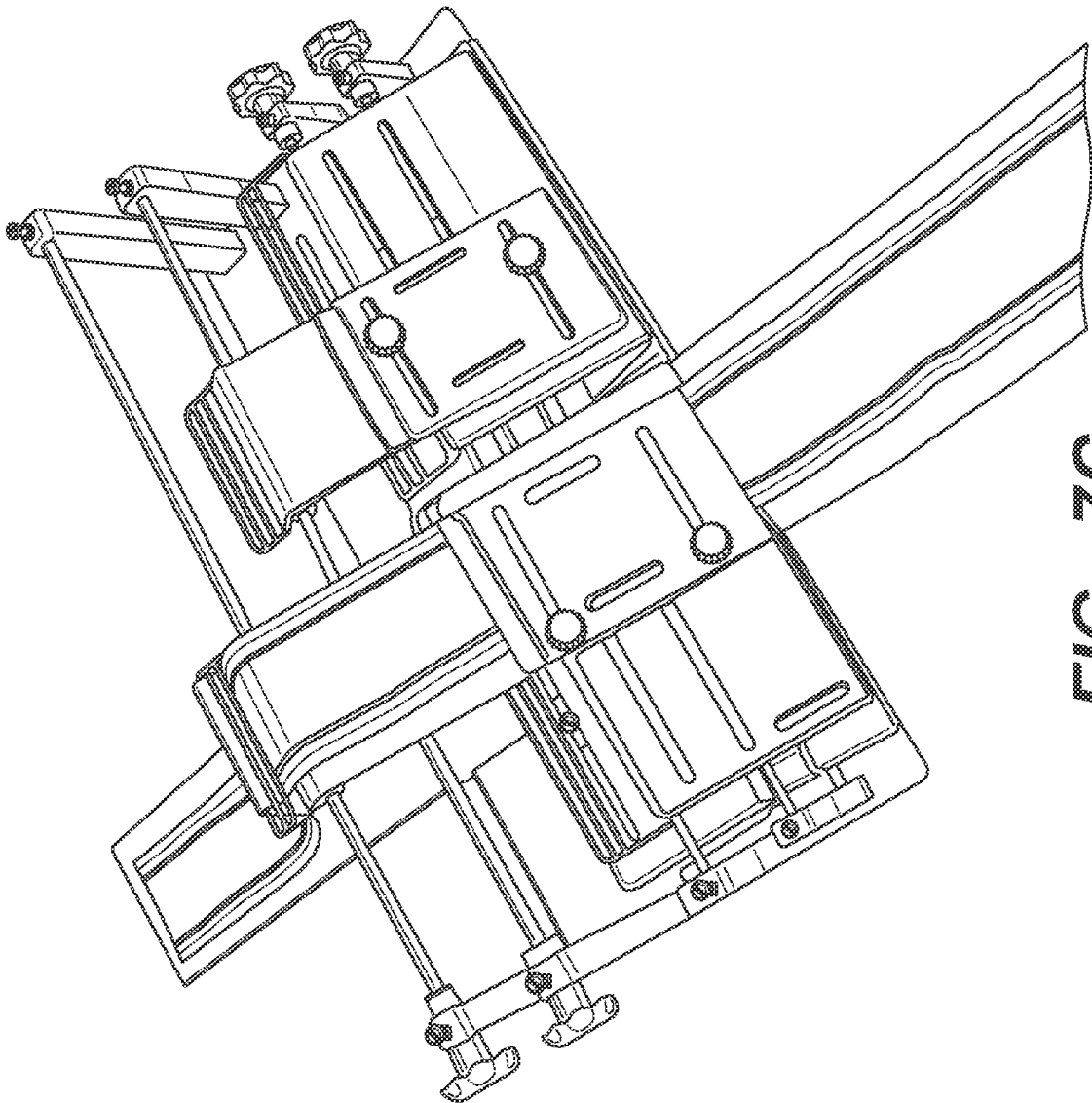


FIG. 7C

