



US00D418985S

United States Patent [19]

[11] Patent Number: **Des. 418,985**

Van Rhienen

[45] Date of Patent: **** Jan. 18, 2000**

[54] **COAT HANGER**

D. 340,137	10/1993	Tocci	D6/319
D. 353,944	1/1995	Goodman et al.	D6/317
D. 405,343	2/1999	Oberdorf	D6/319
2,385,588	9/1945	Schneider	.	
2,641,392	6/1953	Smith	.	

[75] Inventor: **Alphons Van Rhienen**, Schoten, Belgium

[73] Assignee: **Euro United Corporation**, Oakville, Canada

[**] Term: **14 Years**

Primary Examiner—B. J. Bullock
Attorney, Agent, or Firm—Barrigar & Moss

[21] Appl. No.: **29/102,902**

[57] CLAIM

[22] Filed: **Apr. 2, 1999**

The ornamental design for a coat hanger, as shown and described.

[30] Foreign Application Priority Data

Feb. 16, 1999 [CA] Canada 1999-0419

DESCRIPTION

[51] **LOC (7) Cl.** **06-08**

FIG. 1 is a perspective view of the design;

[52] **U.S. Cl.** **D6/319; D6/317**

FIG. 2 is a top view of the design;

[58] **Field of Search** 223/85, 87-89, 223/91-94, 96; D6/315, 317-9, 326; 211/113, 119

FIG. 3 is a bottom view of the design;

FIG. 4 is a side elevation view of the design, the side opposite being a mirror image thereof;

FIG. 5 is a left end view of the design; and,

FIG. 6 is a right end view of the design.

[56] References Cited

U.S. PATENT DOCUMENTS

D. 330,635 11/1992 Licari D6/317

1 Claim, 2 Drawing Sheets

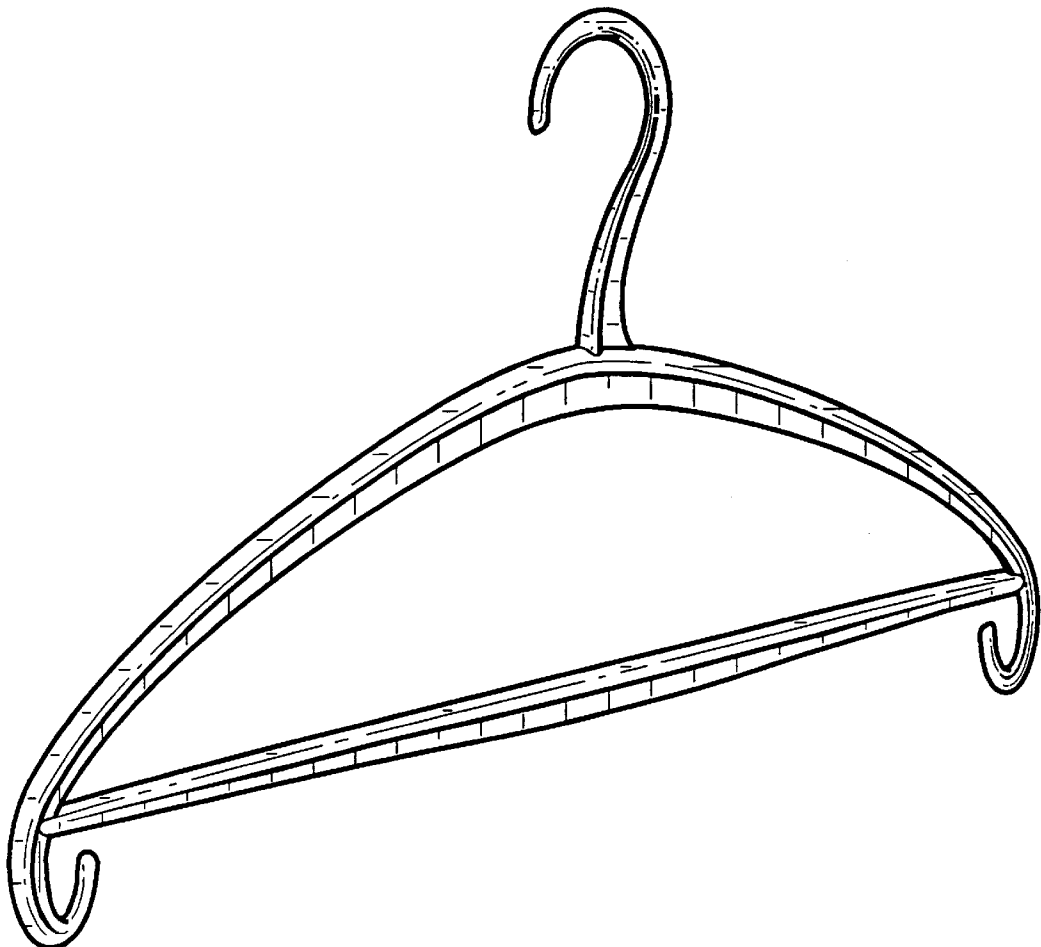


Fig. 1

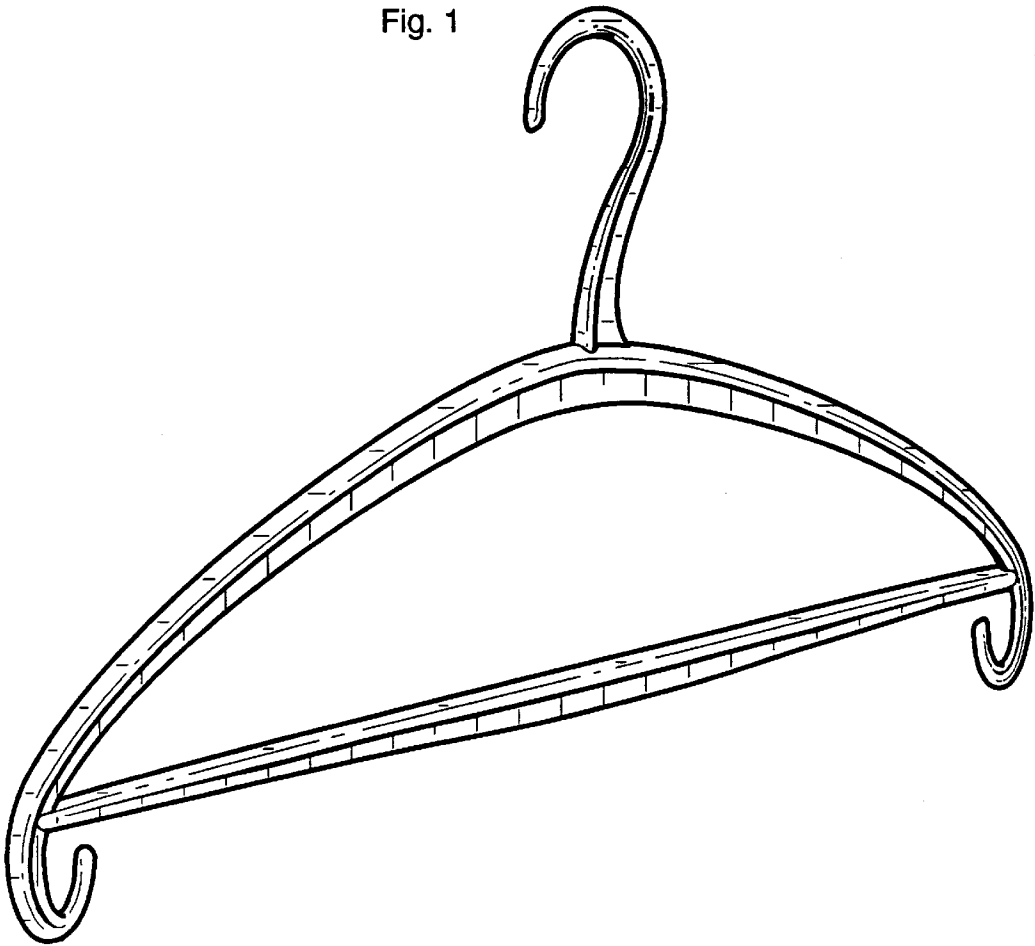


Fig. 2

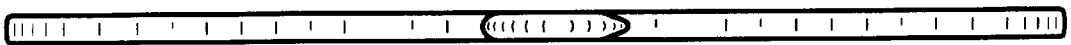


Fig. 3




Fig. 4

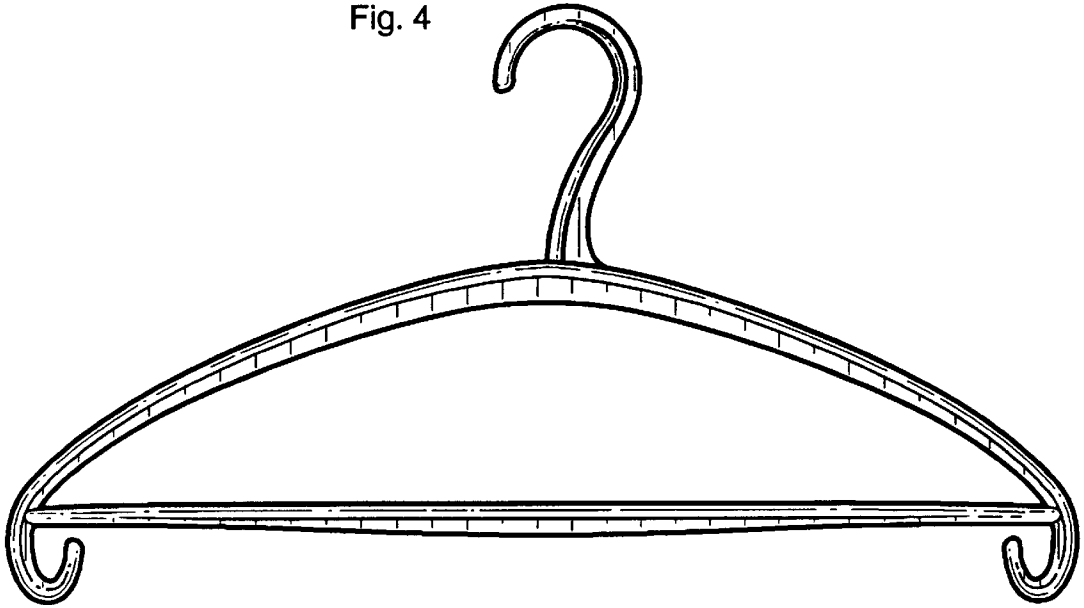


Fig. 5



Fig. 6

