



US00D462425S

(12) **United States Design Patent** (10) **Patent No.:** **US D462,425 S**  
Tse (45) **Date of Patent:** **\*\* Sep. 3, 2002**

(54) **BRACKET FOR SHOWER HEAD** 3,837,013 A \* 9/1974 Davis et al. .... 4/605

(75) Inventor: **Gary Hing Fai Tse**, New Territories (HK)

\* cited by examiner

(73) Assignee: **Brand New Technology Ltd.**, Kowloon (HK)

*Primary Examiner*—Louis S. Zarfaz  
*Assistant Examiner*—Robert A. Delehanty  
(74) *Attorney, Agent, or Firm*—Leydig, Voit & Mayer, Ltd.

(\*\*) Term: **14 Years**

(57) **CLAIM**

(21) Appl. No.: **29/129,174**

The ornamental design for a bracket for shower head, as shown and described.

(22) Filed: **Sep. 11, 2000**

**DESCRIPTION**

(51) **LOC (7) Cl.** ..... **23-02**

(52) **U.S. Cl.** ..... **D23/304**

(58) **Field of Search** ..... D23/275, 283, D23/304, 223, 228; D8/349, 354-355, 373; 4/567, 568, 570, 596, 597, 615; 248/125.1, 125.2, 125.8

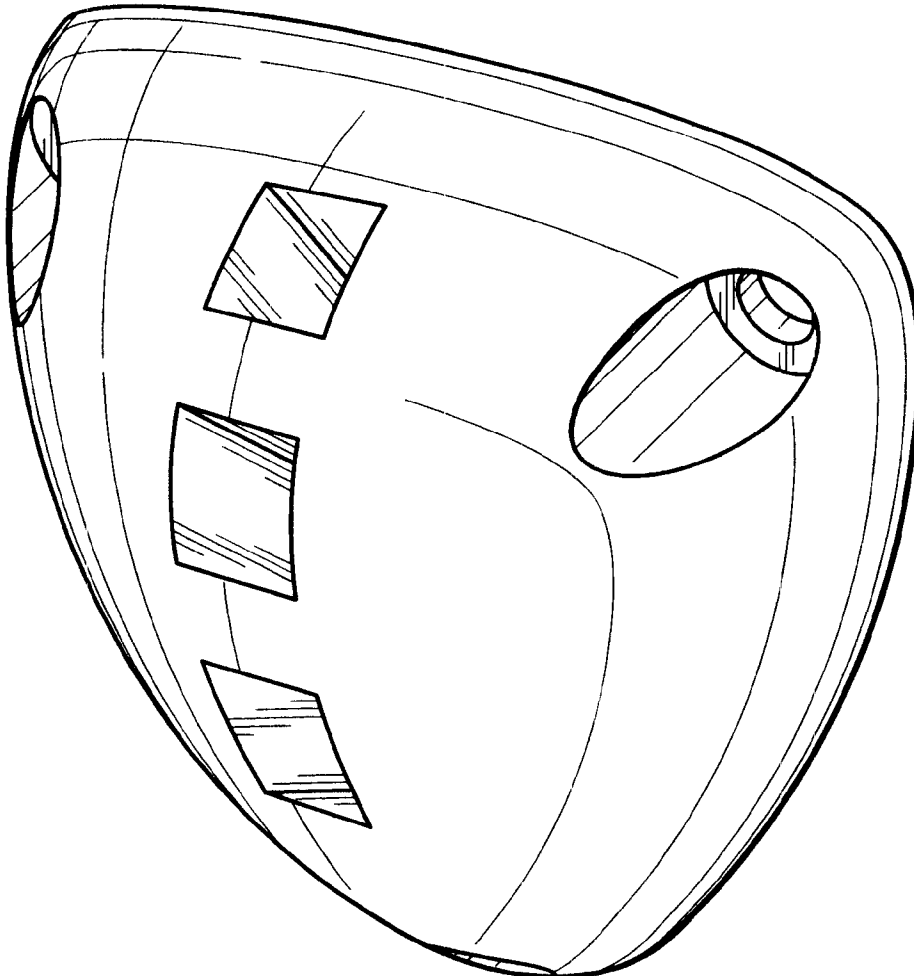
FIG. 1 is a front and right side perspective view of a bracket for shower head showing my new design;  
FIG. 2 is a front elevational view thereof;  
FIG. 3 is a left side elevational view thereof;  
FIG. 4 is a top plan view thereof;  
FIG. 5 is a right side elevational view thereof; and,  
FIG. 6 is a bottom plan view thereof.

(56) **References Cited**

**U.S. PATENT DOCUMENTS**

3,499,626 A \* 3/1970 Barker ..... 248/314

**1 Claim, 3 Drawing Sheets**



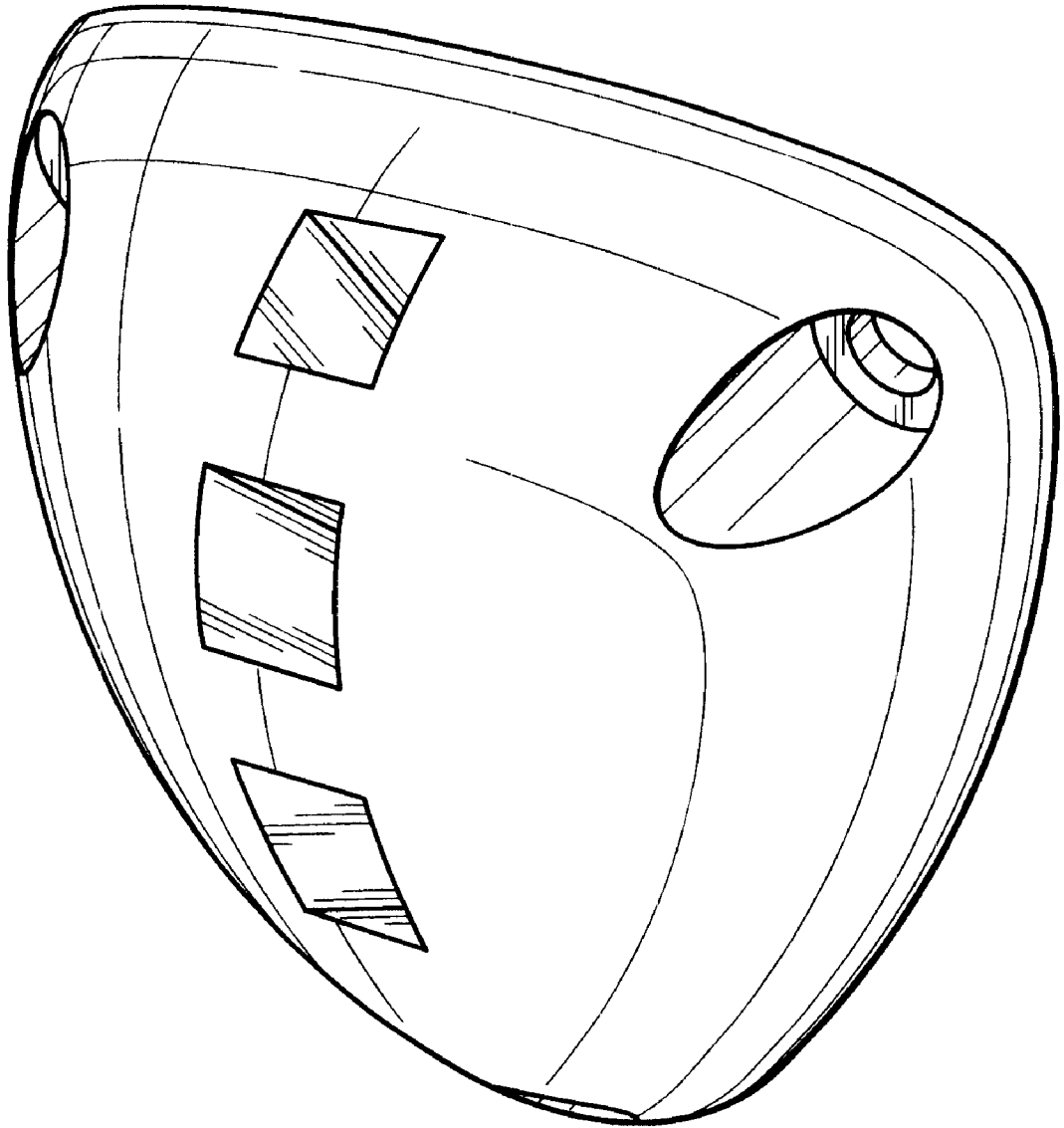


FIG. 1

FIG. 4


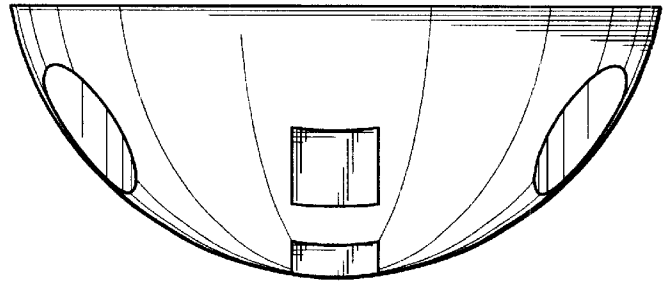


FIG. 3

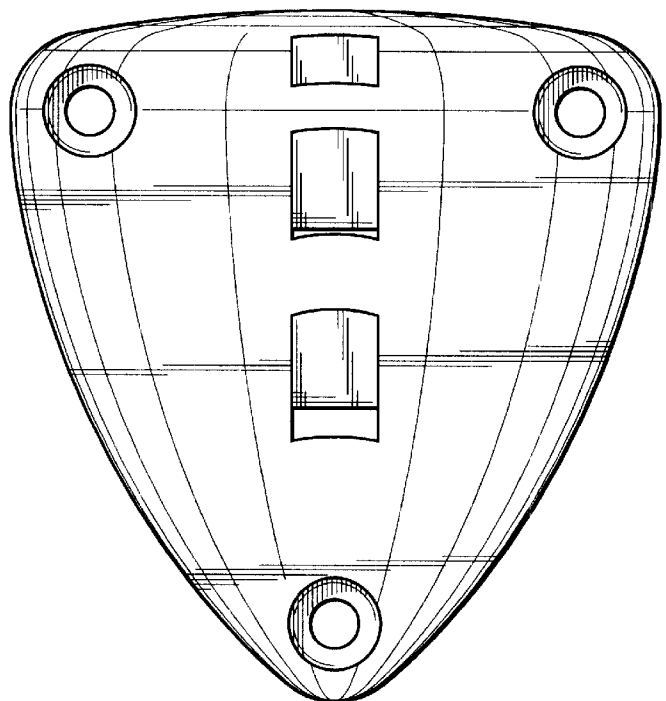


FIG. 2




FIG. 5

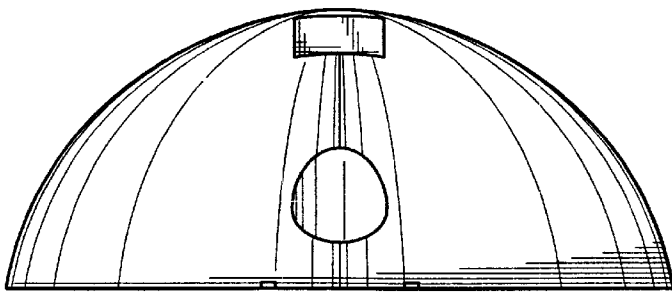


FIG. 6