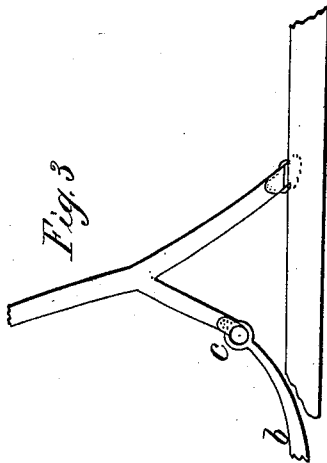
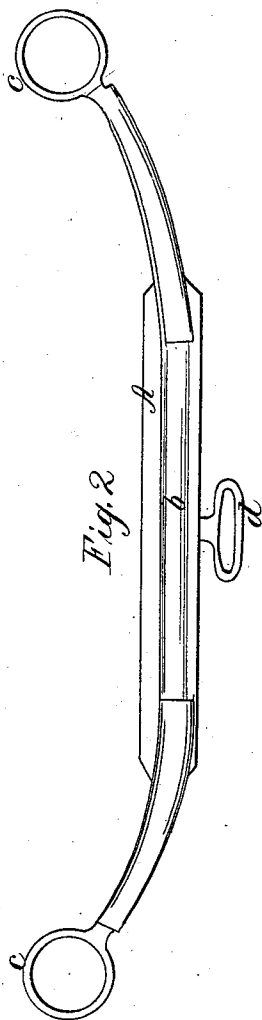
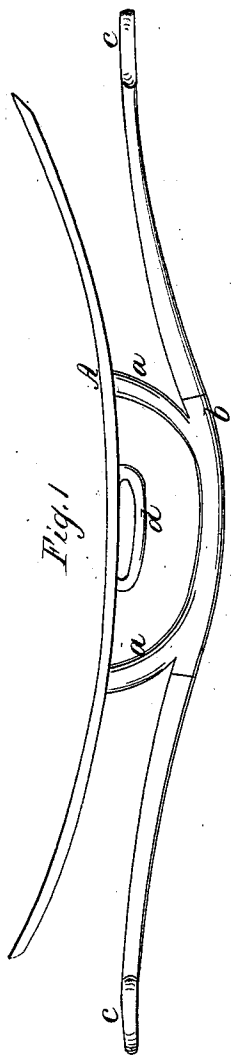


C. Graham,

Breast Plate for the Breast Collars of Double
Harness

No 100,283,

Patented Mar. 1, 1870.



Witnesses

A. P. Haight
H. Swattenberg

Inventor

Christopher Graham
Per Olympton Haight
Attorney

United States Patent Office.

CHRISTOPHER GRAHAM, OF NEW YORK, N. Y.

Letters Patent No. 100,283, dated March 1, 1870.

IMPROVED BREASTPLATE FOR THE BREAST-COLLARS OF DOUBLE HARNESS.

The Schedule referred to in these Letters Patent and making part of the same

To all whom it may concern:

Be it known that I, CHRISTOPHER GRAHAM, of the city, county, and State of New York, have invented a new and improved Breastplate for the Breast-Collars of Double Harness; and that the following description, taken in connection with the accompanying drawings, hereinafter referred to, forms a full and exact specification of the same, wherein I have set forth the nature and principles of my said improvement, by which my invention may be distinguished from all others of a similar class, together with such parts as I claim and desire to have secured to me by Letters Patent.

This invention relates to a new and improved breastplate for the breast-collars of double harnesses, whereby the collars are retained in proper shape or form, rendered more durable than usual, and have a much better appearance than the ordinary breast-collars.

In the accompanying sheet of drawings—

Figure 1 is a detached plan or top view of my invention.

Figure 2, a front view of the same.

Figure 3, a diagram, showing the application of the same.

Similar letters of reference indicate corresponding parts in the several drawings.

A represents a curved plate, of such form or shape that it will conform to the curvature of the front or breast-strap of the collar.

This plate A is covered by a strip of leather, or is inclosed between the layers of the leather of the front or breast-strap.

This plate A is connected by two curved arms *a a*, with a bar, *b*, which constitutes the main portion of the device, and owing to the arms *a a*, projects out a short distance in front of the breast-strap, the arms *a* and the bar *b* forming a loop, in which the pole-strap is secured.

The bar *b* is somewhat longer than the plate A, and has its ends curved upward with an eye, *c*, at each end, to receive one branch of the supporting-strap, the other branch being attached or connected by a buckle, with a tug or small strap secured to the breast-strap, as shown in red, fig. 3.

To the lower edge of the plate A, there is connected a metal loop, *d*, to which the martingale-strap is secured.

The several parts A *a a b d* may all be cast in one piece, or connected permanently together by forging. The device gives strength and durability to the breast-collar, ordinarily so called, and besides this adds much to the appearance of the same.

In descending eminences, for instance, the front or breast-straps are drawn forward in a greater or lesser degree, owing to the forward movement of the vehicles, the pole-straps, of course, serving as the hold-backs.

In my improvement, the plate A serves as a stay and support to the breast-straps, preserving their shape, and preventing undue strain or injury to said straps.

Having thus described my invention,

What I claim as new, and desire to secure by Letters Patent, is—

A breastplate for the breast-collars of double harnesses, composed of the plate A, curved arms *a a*, and the curved bar *b*, provided with a loop or eye, *c*, at each end, and the martingale-loop, *d*, at the lower edge of the plate A, all being combined and constructed and applied, substantially in the manner as herein shown and described.

C. GRAHAM.

Witnesses:

H. L. WATTENBERG,
A. R. HAIGHT.