

(19) World Intellectual Property  
Organization  
International Bureau



(43) International Publication Date  
4 November 2004 (04.11.2004)

PCT

(10) International Publication Number  
WO 2004/094394 A1

(51) International Patent Classification<sup>7</sup>: C07D 275/04,  
409/12, A61K 31/428, A61P 3/00

(21) International Application Number:  
PCT/US2004/006094

(22) International Filing Date: 25 March 2004 (25.03.2004)

(25) Filing Language: English

(26) Publication Language: English

(30) Priority Data:  
60/459,832 1 April 2003 (01.04.2003) US

(71) Applicant (for all designated States except US): ELI  
LILLY AND COMPANY [US/US]; Lilly Corporate  
Center, Indianapolis, IN 46285 (US).

(72) Inventors; and

(75) Inventors/Applicants (for US only): EACHO, Patrick,  
Irving [US/US]; 7240 Elm Ridge Drive, Indianapolis, IN  
46236 (US). FOXWORTHY-MASON, Patricia, Sue  
[US/US]; 8049 Campbell Avenue, Indianapolis, IN 46250  
(US). LIN, Ho-Shen [US/US]; 8128 Trevellian Way,  
Indianapolis, IN 46217 (US). LOPEZ, Jose, Eduardo  
[DO/US]; 10224 Chestwick Lane, Fishers, IN 46038 (US).  
MOSIOR, Marian, Kazimierz [PL/US]; 406 Shoemaker  
Drive, Carmel, IN 46032 (US). RICHETT, Michael,  
Enrico [US/US]; 5832 Baron Court, Indianapolis, IN  
46250 (US).

(74) Agents: GINAH, Francis, O. et al.; ELI LILLY AND  
COMPANY, P. O. Box 6288, Indianapolis, In 46206-6288  
(US).

(81) Designated States (unless otherwise indicated, for every  
kind of national protection available): AE, AG, AL, AM,  
AT, AU, AZ, BA, BB, BG, BR, BW, BY, BZ, CA, CH, CN,  
CO, CR, CU, CZ, DE, DK, DM, DZ, EC, EE, EG, ES, FI,

GB, GD, GE, GH, GM, HR, HU, ID, IL, IN, IS, JP, KE,  
KG, KP, KR, KZ, LC, LK, LR, LS, LT, LU, LV, MA, MD,  
MG, MK, MN, MW, MX, MZ, NA, NI, NO, NZ, OM, PG,  
PH, PL, PT, RO, RU, SC, SD, SE, SG, SK, SL, SY, TJ, TM,  
TN, TR, TT, TZ, UA, UG, US, UZ, VC, VN, YU, ZA, ZM,  
ZW.

(84) Designated States (unless otherwise indicated, for every  
kind of regional protection available): ARIPO (BW, GH,  
GM, KE, LS, MW, MZ, SD, SL, SZ, TZ, UG, ZM, ZW),  
Eurasian (AM, AZ, BY, KG, KZ, MD, RU, TJ, TM), Euro-  
pean (AT, BE, BG, CH, CY, CZ, DE, DK, EE, ES, FI, FR,  
GB, GR, HU, IE, IT, LU, MC, NL, PL, PT, RO, SE, SI, SK,  
TR), OAPI (BF, BJ, CF, CG, CI, CM, GA, GN, GQ, GW,  
ML, MR, NE, SN, TD, TG).

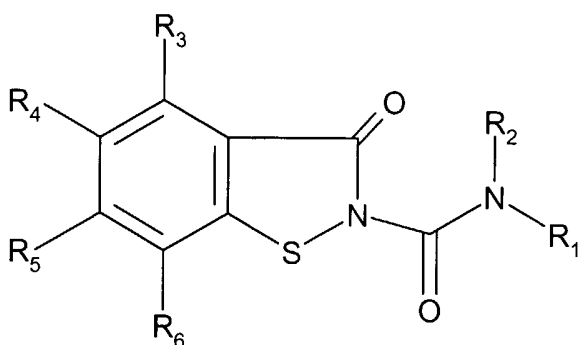
**Declarations under Rule 4.17:**

— as to applicant's entitlement to apply for and be granted  
a patent (Rule 4.17(ii)) for the following designations AE,  
AG, AL, AM, AT, AU, AZ, BA, BB, BG, BR, BW, BY, BZ,  
CA, CH, CN, CO, CR, CU, CZ, DE, DK, DM, DZ, EC, EE,  
EG, ES, FI, GB, GD, GE, GH, GM, HR, HU, ID, IL, IN, IS,  
JP, KE, KG, KP, KR, KZ, LC, LK, LR, LS, LT, LU, LV, MA,  
MD, MG, MK, MN, MW, MX, MZ, NA, NI, NO, NZ, OM,  
PG, PH, PL, PT, RO, RU, SC, SD, SE, SG, SK, SL, SY, TJ,  
TM, TN, TR, TT, TZ, UA, UG, UZ, VC, VN, YU, ZA, ZM,  
ZW, ARIPO patent (BW, GH, GM, KE, LS, MW, MZ, SD,  
SL, SZ, TZ, UG, ZM, ZW), Eurasian patent (AM, AZ, BY,  
KG, KZ, MD, RU, TJ, TM), European patent (AT, BE, BG,  
CH, CY, CZ, DE, DK, EE, ES, FI, FR, GB, GR, HU, IE, IT,  
LU, MC, NL, PL, PT, RO, SE, SI, SK, TR), OAPI patent (BF,  
BJ, CF, CG, CI, CM, GA, GN, GQ, GW, ML, MR, NE, SN,  
TD, TG)

— as to the applicant's entitlement to claim the priority of the  
earlier application (Rule 4.17(iii)) for the following desig-  
nations AE, AG, AL, AM, AT, AU, AZ, BA, BB, BG, BR, BW,  
BY, BZ, CA, CH, CN, CO, CR, CU, CZ, DE, DK, DM, DZ,

[Continued on next page]

(54) Title: BENZISOTHIAZOL-3-ONE-CARBOXYLIC ACID AMIDES AS PHOSPHOLIPASE INHIBITORS



(57) Abstract: A novel class of benzisothia-  
zole-3(2H)-one compounds is disclosed together with  
the use of such compounds for inhibiting hepatic  
lipase and/or endothelial lipase activity for treatment,  
amelioration or prevention of hepatic lipase and/or  
endothelial lipase mediated diseases. (I)

(I)

WO 2004/094394 A1



EC, EE, EG, ES, FI, GB, GD, GE, GH, GM, HR, HU, ID, IL, IN, IS, JP, KE, KG, KP, KR, KZ, LC, LK, LR, LS, LT, LU, LV, MA, MD, MG, MK, MN, MW, MX, MZ, NA, NI, NO, NZ, OM, PG, PH, PL, PT, RO, RU, SC, SD, SE, SG, SK, SL, SY, TJ, TM, TN, TR, TT, TZ, UA, UG, UZ, VC, VN, YU, ZA, ZM, ZW, ARIPO patent (BW, GH, GM, KE, LS, MW, MZ, SD, SL, SZ, TZ, UG, ZM, ZW), Eurasian patent (AM, AZ, BY, KG, KZ, MD, RU, TJ, TM), European patent (AT, BE, BG, CH, CY, CZ, DE, DK, EE, ES, FI, FR, GB, GR, HU, IE,

IT, LU, MC, NL, PL, PT, RO, SE, SI, SK, TR), OAPI patent (BF, BJ, CF, CG, CI, CM, GA, GN, GQ, GW, ML, MR, NE, SN, TD, TG)

— of inventorship (Rule 4.17(iv)) for US only

**Published:**

— with international search report

For two-letter codes and other abbreviations, refer to the "Guidance Notes on Codes and Abbreviations" appearing at the beginning of each regular issue of the PCT Gazette.

## BENZISOTHIAZOL-3-ONE-CARBOXYLIC ACID AMIDES AS PHOSPHOLIPASE INHIBITORS

Field of the Invention

This invention relates to novel benzisothiazole-3(2H)-one compounds useful for the treatment and/or prevention of diseases mediated by phospholipases including hepatic lipase and endothelial lipase.

Background of the Invention

Hepatic lipase plays an important role in lipid metabolism. Hepatic lipase is a glycoprotein that functions as a ligand or as an enzyme of approximately 65Kda, which has been shown to catalyze the hydrolysis of lipids including triglycerides, diglycerides and phospholipids in native lipoproteins. It has also been shown to facilitate the selective uptake of cholesterol from high-density lipoproteins and the removal of remnant particles by the liver (Jonathan C. Cohen, et al *Biochemistry* 1992, 31: 8544-8551 and Neve et al *Biochemistry J.* 1998, 330:701-706).

Other studies showing the inverse relationship of HDL and hepatic lipase activity include for example, Haffner S.M. et al., "Studies on the metabolic mechanism of reduced high density lipoproteins during anabolic steroid therapy," *Metabolism* 1983; 32:413-420; Applebaum-Bowden D, et al., "The Dyslipoproteinemia of Anabolic steroid therapy: increase in hepatic triglyceride lipase precedes the decrease in high density lipoprotein – 2 cholesterol," *Metabolism* 1987; 36:949-952; and Kantor M.A. et al., "Androgens reduce HDL-2 cholesterol and increase hepatic triglyceride lipase activity," *Med. Sci. Sport exercise* 1985; 17:462-465.

The inverse relationship between hepatic lipase activity and the level of HDL-cholesterol, particularly type-2 HDL-cholesterol, can be used to advantage in up-regulating the Level of HDL cholesterol-the good cholesterol.

Endothelial lipase (EL) is a newly described member of the lipase gene family. Like hepatic lipase, endothelial lipase has been implicated in the hydrolysis of HDL phospholipids and in the reduction of HDL-cholesterol in vivo.

In experiments using hepatic lipase knockout mice the infusion of a polyclonal antibody inhibitory to endothelial lipase resulted in a marked increase in HDL-

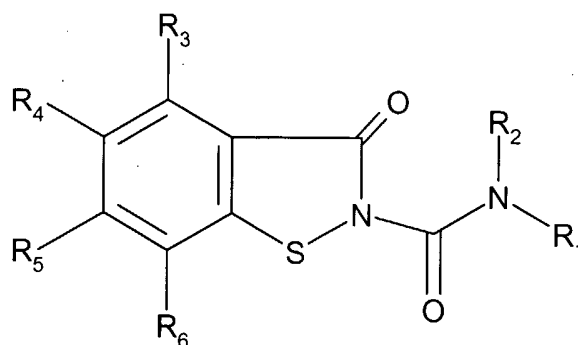
cholesterol levels (Rader, D. J., et al *Journal of Clinical Investigation* (2003), 111(3) 357-362.

Chan, et al, *Proceedings of the National Academy of Sciences U.S.A.* (2003), 100(5), 2748-2753, has also reported the inverse relation between endothelial lipase and HDL-cholesterol.

Given the preceding information, it is desirable to discover and develop compounds that increase HDL levels by methods that may include inhibiting the activity of hepatic lipase and/or endothelial lipase in order to treat, prevent and/or ameliorate the effects of hepatic lipase and/or endothelial lipase mediated diseases. Few therapeutically desirable agents are available to accomplish the task of increasing HDL levels hence the need for and utility of the present invention.

#### Summary of the Invention

The present invention provides a compound of formula (I) or a pharmaceutically acceptable salt, enantiomer, solvate or prodrug thereof, for the treatment, amelioration and/or prevention of diseases mediated by hepatic lipase and/or endothelial lipase activity:



(I)

wherein;

R<sub>1</sub> is the group (C<sub>5</sub>-C<sub>12</sub>)alkyl, (C<sub>4</sub>-C<sub>12</sub>)haloalkyl, (C<sub>4</sub>-C<sub>12</sub>)alkenyl, (C<sub>4</sub>-C<sub>12</sub>)alkynyl, (C<sub>1</sub>-C<sub>8</sub>)alkylcycloalkyl, (C<sub>3</sub>-C<sub>8</sub>)cycloalkyl, (C<sub>1</sub>-C<sub>12</sub>)alkylheterocyclic radical or aryl wherein the aryl or heterocyclic group is optionally substituted with

-3-

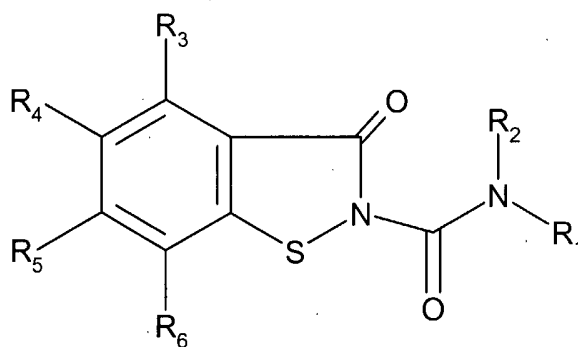
one 1 to 3 groups independently selected from (C<sub>1</sub>-C<sub>12</sub>)alkyl, (C<sub>2</sub>-C<sub>12</sub>)alkenyl, (C<sub>1</sub>-C<sub>12</sub>)alkoxy, (C<sub>1</sub>-C<sub>8</sub>)alkylcycloalkyl, halo, and (C<sub>1</sub>-C<sub>12</sub>)haloalkyl;

R<sub>2</sub> is hydrogen;

R<sub>3</sub>, R<sub>4</sub>, R<sub>5</sub>, and R<sub>6</sub>, are each independently selected from hydrogen, (C<sub>2</sub>-C<sub>12</sub>)alkyl, (C<sub>1</sub>-C<sub>12</sub>)haloalkyl, (C<sub>1</sub>-C<sub>12</sub>)alkoxyalkyl, (C<sub>1</sub>-C<sub>10</sub>)thioalkyl, hydroxy, (C<sub>2</sub>-C<sub>12</sub>)alkenyl, (C<sub>2</sub>-C<sub>12</sub>)alkynyl, (C<sub>1</sub>-C<sub>12</sub>)alkylaryl, (C<sub>1</sub>-C<sub>12</sub>)alkylcycloalkyl, (C<sub>1</sub>-C<sub>12</sub>)alkylheterocyclic, C(O)C<sub>1</sub>-C<sub>6</sub> alkyl, C(O)OC<sub>1</sub>-C<sub>6</sub>alkyl, phenyl or aryl; wherein each of alkyl, alkenyl, phenyl or aryl groups may be optionally substituted with one to three substituents selected from halo, amino, halo, C<sub>1</sub>-C<sub>6</sub> alkyl, (C<sub>2</sub>-C<sub>6</sub>)alkenyl, (C<sub>1</sub>-C<sub>6</sub>)haloalkyl; or a pharmaceutically acceptable salt, solvate or isomer thereof.

The present invention provides novel benzoisothiazole-3(2H)-one compounds of formula I having potent and selective effectiveness as inhibitors of mammalian hepatic lipase and/or endothelial lipase.

The present invention also relates to the use of compounds of formula I



(I)

wherein;

R<sub>1</sub> is the group (C<sub>5</sub>-C<sub>12</sub>)alkyl, (C<sub>4</sub>-C<sub>12</sub>)haloalkyl, (C<sub>4</sub>-C<sub>12</sub>)alkenyl, (C<sub>4</sub>-C<sub>12</sub>)alkynyl, (C<sub>1</sub>-C<sub>8</sub>)alkylcycloalkyl, (C<sub>3</sub>-C<sub>8</sub>)cycloalkyl, (C<sub>1</sub>-C<sub>12</sub>)alkylheterocyclic radical or aryl wherein the aryl or heterocyclic group is optionally substituted with one 1 to 3 groups independently selected from (C<sub>1</sub>-C<sub>12</sub>)alkyl, (C<sub>2</sub>-C<sub>12</sub>)alkenyl, (C<sub>1</sub>-C<sub>12</sub>)alkoxy, (C<sub>1</sub>-C<sub>8</sub>)alkylcycloalkyl, halo, and (C<sub>1</sub>-C<sub>12</sub>)haloalkyl;

R<sub>2</sub> is hydrogen;

R<sub>3</sub>, R<sub>4</sub>, R<sub>5</sub>, and R<sub>6</sub>, are each independently selected from hydrogen, (C<sub>2</sub>-C<sub>12</sub>)alkyl, (C<sub>1</sub>-C<sub>12</sub>)haloalkyl, (C<sub>1</sub>-C<sub>12</sub>)alkoxyalkyl, (C<sub>1</sub>-C<sub>10</sub>)thioalkyl, hydroxy, (C<sub>2</sub>-C<sub>12</sub>)alkenyl, (C<sub>2</sub>-C<sub>12</sub>)alkynyl, (C<sub>1</sub>-C<sub>12</sub>)alkylaryl, (C<sub>1</sub>-C<sub>12</sub>)alkylcycloalkyl, (C<sub>1</sub>-C<sub>12</sub>)alkylheterocyclic, C(O)C<sub>1</sub>-C<sub>6</sub> alkyl, C(O)OC<sub>1</sub>-C<sub>6</sub>alkyl, phenyl or aryl; wherein each of alkyl, alkenyl, phenyl or aryl groups may be optionally substituted with one to three substituents selected from halo, amino, halo, C<sub>1</sub>-C<sub>6</sub> alkyl, (C<sub>2</sub>-C<sub>6</sub>)alkenyl, (C<sub>1</sub>-C<sub>6</sub>)haloalkyl; or a pharmaceutically acceptable salt, solvate or isomer thereof, for the treatment and/or prevention of hepatic lipase and/or endothelial lipase -mediated diseases.

The present invention also relates to the use of a novel benzisothiazole-3(2H)-one compound of formula I to increase or mediate the increase of high-density lipoproteins (HDL) upon administration to a patient in need thereof.

The present invention provides a pharmaceutical composition containing any of the compounds of the formula I.

The present invention also relates to the use of a pharmaceutical formulation comprising a compound of formula I and a carrier and/or diluent for the treatment and/or prevention of hypercholesterolemia.

The present invention relates to the use of a pharmaceutical composition comprising a therapeutically effective amount of a compound of formula I and mixtures thereof for the manufacture of a medicament for the treatment of hepatic lipase and/or endothelial lipase-mediated diseases.

#### Definitions

The terms "mammal" and "mammalian" include human and domesticated quadrupeds.

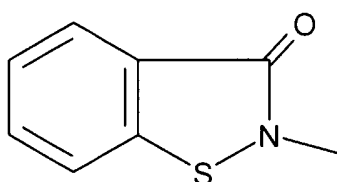
The phrase, "hepatic lipase and/or endothelial lipase mediated-diseases" refers to diseases symptomatic of low HDL levels, caused by, modulated by, exacerbated by or induced directly or indirectly by elevated hepatic lipase and/or endothelial lipase activity, and include for example, hypercholesterolemia, hyperlipidemia, stroke, hypertriglyceridemia, atherosclerosis and related diseases. Treatment and/or prevention of such diseases comprises administering to a mammal in need of such treatment a therapeutically effective amount of the compound of formula I in an

-5-

amount sufficient to inhibit, ameliorate and/or prevent hepatic lipase and/or endothelial lipase activity and to thereby inhibit or prevent the deleterious effects of hepatic lipase and/or endothelial lipase activity.

The term "Active Ingredient" as used herein refers to a compound(s) of Formula (I) or a pharmaceutically acceptable salt, solvate, prodrug, racemate or enantiomer thereof either as the pure compound or delivered as a pharmaceutical formulation or a pharmaceutical composition. The pharmaceutical composition or formulation containing a compound of the invention and other compound(s) or treatment regimens useful for the treatment and/or prevention of diseases associated with or exacerbated by hepatic lipase and/or endothelial lipase activity (combination drugs) are contemplated to be within the meaning of the term "Active Ingredient(s)."

The term "benzisothiazole-3(2H)-one", or "benzisothiazole-3(2H)-one nucleus" as used herein refers to a nucleus with the structural formula (X):



(X)

The benzisothiazole-3(2H)-one compounds of the invention employ certain defining terms as follows:

The term "alkyl" by itself or as part of another substituent means, unless otherwise defined, a straight or branched chain monovalent hydrocarbon radical such as methyl, ethyl, n-propyl, isopropyl, n-butyl, tertiary butyl, sec-butyl, n-pentyl, and n-hexyl.

The term, "alkenyl" employed alone or in combination with other terms means a straight chain or branched monovalent hydrocarbon group having the stated number ranges of carbon atoms, and typified by groups such as vinyl, propenyl, crotonyl, isopentenyl, and various butenyl isomers.

The term "halo" means fluoro, chloro, bromo, or iodo.

The term "heterocyclic radical" or "heterocyclic group" refers to radicals derived from monocyclic or polycyclic, saturated or unsaturated, substituted or unsubstituted heterocyclic nuclei having 5 to 12 ring atoms and containing from 1 to 3 hetero atoms selected from the group consisting of nitrogen, oxygen or sulfur. Typical heterocyclic radicals are pyrrolyl, pyrrolodiny, piperidiny, furanyl, thiophenyl, pyrazolyl, imidazolyl, phenylimidazolyl, triazolyl, isoxazolyl, oxazolyl, thiazolyl, thiadiazolyl, benzo(b)thiophenyl, carbazolyl, norharmanyl, azabeno(b)thiophenyl, benzofuranyl, dibenzofuranyl, dibenzothiophenyl, indazolyl, imidazo(1.2-A)pyridinyl, benzotriazolyl, anthranilyl, 1,2-benzisoxazolyl, benzoxazolyl, benzothiazolyl, purinyl, pyridinyl, dipyridyl, phenylpyridinyl, benzylpyridinyl, pyrimidinyl, phenylpyrimidinyl, pyrazinyl, 1,3,5-triazinyl, quinolinyl, phthalazinyl, quinazolinyl, morpholino, thiomorpholino, homopiperazinyl, tetrahydrofuranyl, tetrahydropyranyl, oxacanyl, 1,3-dioxolanyl, 1,3-dioxanyl, 1,4-dioxanyl, tetrahydrothiophenyl, pentamethylenesulfadyl, 1,3-dithianyl, 1,4-dithianyl, 1,4-thioxanyl, azetidiny, hexamethyleneiminium, heptamethyleneiminium, piperazinyl and quinoxaliny.

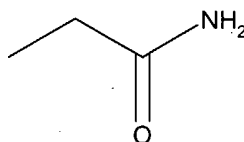
The terms "C<sub>1</sub>-C<sub>12</sub>alkylcyclopentyl," "C<sub>1</sub>-C<sub>12</sub>alkylcyclohexyl," or "C<sub>1</sub>-C<sub>12</sub>alkylheterocyclic" represent respectively a C<sub>1</sub>-C<sub>12</sub>alkyl, C<sub>1</sub>-C<sub>12</sub>alkyl, or C<sub>1</sub>-C<sub>12</sub>alkyl attached to a cyclopentyl, cyclohexyl, and heterocyclic group respectively, wherein the entire group is attached to the dihydro-1*H*-indazole nucleus (X) or other substrate via the alkyl terminus at indicated or designated positions. The term "cycloalkyl" or "(C<sub>3</sub>-C<sub>8</sub>)cycloalkyl" without more implies a cycloalkyl group having from 3 to 8 carbon atoms.

The term "substituted group" is an organic group substituted with one or more suitable substituents. For example, substituted phenyl as used herein refers to a phenyl group having one to three substituents selected from C<sub>1</sub>-C<sub>12</sub>alkyl, C<sub>2</sub>-C<sub>12</sub>haloalkyl, C<sub>2</sub>-C<sub>12</sub>alkenyl, C<sub>2</sub>-C<sub>12</sub>alkynyl, C<sub>2</sub>-C<sub>12</sub>alkylaryl, C<sub>1</sub>-C<sub>12</sub>alkylcyclohexyl, C<sub>1</sub>-C<sub>12</sub>alkylcyclopentyl, C<sub>1</sub>-C<sub>12</sub>alkylheterocyclic, (CH<sub>2</sub>)<sub>m</sub>COOH, (CH<sub>2</sub>)<sub>m</sub>CO(C<sub>1</sub>-C<sub>10</sub>)alkyl, (CH<sub>2</sub>)<sub>m</sub>COO(C<sub>1</sub>-C<sub>10</sub>)alkyl, (CH<sub>2</sub>)<sub>m</sub>COO(C<sub>1</sub>-C<sub>10</sub>)alkylaryl, C<sub>1</sub>-C<sub>10</sub>alkylamino, halo, (CH<sub>2</sub>)<sub>m</sub>CONH<sub>2</sub>, (CH<sub>2</sub>)<sub>m</sub>CON((C<sub>1</sub>-C<sub>6</sub>)alkyl)<sub>2</sub>, phenyl, substituted phenyl, or aryl, wherein m = 0, 1, 2, or 3. Similarly, the term substituted benzyl means



a benzyl group (CH<sub>2</sub>Phenyl) having substitution on the phenyl ring as described above. Analogously, the term aryl as used herein has its usual meaning and especially refers to the benzyl group.

As used herein the terms "group", "radical" or "fragment" are synonymous and are intended to indicate functional groups or fragments of molecules attachable to a bond or other fragments of molecules. For example acetamide group represent the acetamide fragment or radical. Structures of groups, radicals or fragments unattached to the benzisothiazole-3(2H)-one nucleus have been drawn to show the first line as a connecting bond only. Thus, the group



represents the acetamide radical or group, not the propanamide radical unless otherwise indicated.

The term, "alkylene chain of 1 or 2 carbon atoms" refers to the divalent radicals, -CH<sub>2</sub>-CH<sub>2</sub>- and -CH<sub>2</sub>-.

#### The benzisothiazole-3(2H)-one Compounds of the Invention:

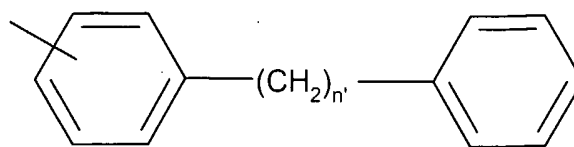
The present invention provides the use of a novel class of benzisothiazole-3(2H)-one compounds useful as inhibitors of hepatic lipase and/or endothelial lipase activity for the treatment, amelioration and/or prevention of hepatic lipase and/or endothelial lipase-mediated diseases.

#### Preferred Subgroups of Compounds of Formula (I)

Preferred R<sub>1</sub> substituents:

The preferred group for R<sub>1</sub> is a substituted or unsubstituted group selected from the group consisting of (C<sub>5</sub>-C<sub>12</sub>)cycloalkyl, (C<sub>5</sub>-C<sub>12</sub>)cycloalkenyl, cyclohexylmethyl, cyclopentylmethyl, cyclohexylethyl, phenyl, benzyl, naphthyl, norbornanyl, bicycloheptadienyl, toluyl, xylenyl, indenyl, stilbenyl, indolyl, bizothiophenyl, terphenyl, diphenylethylenyl, phenylcyclohexenyl, acenaphthylenyl, and anthracenyl, biphenyl, bibenzyl and related bibenzyl homologues represented by the formula (a);

-8-



(a)

where  $n'$  is a number from 1 to 8.

A more preferred as the group  $R_1$  is a group selected from the group consisting of pentyl, isopentyl, cyclohexylmethyl, cycloheptylmethyl, phenyl and benzyl, 1,5-disubstituted benzyl, 3,5-disubstituted benzyl and 2,4-disubstituted benzyl. Preferred as the substituent on the benzyl ring are independently, methyl, ethyl, propyl, isopropyl, butyl, isobutyl, tert-butyl, pentane, cyclohexane, cyclopentane, methylcyclohexyl and methylcyclopentyl.

Preferred  $R_3$ ,  $R_4$ ,  $R_5$ , and  $R_6$  substituents:

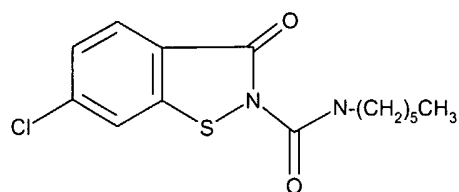
$R_3$ ,  $R_4$ ,  $R_5$ , and  $R_6$  are preferably independently selected from the group consisting of hydrogen,  $(C_1-C_4)$ alkyl,  $(C_2-C_4)$ alkenyl,  $-O-((C_1-C_4)$ alkyl),  $COOH$ ,  $C(O)C_1-C_6$  alkyl,  $C(O)OC_1-C_6$ alkyl,  $-S-((C_1-C_3)$ alkyl),  $-(C_5-C_{12})$ cycloalkyl,  $-CF_3$ , halo,  $-NO_2$ ,  $-CN$ ,  $-SO_3$ . Also preferred are  $R_3$ ,  $R_4$ ,  $R_5$ , and  $R_6$  selected from  $C_6-C_{12}$ alkylcyclopentyl,  $(C_1-C_{12})$ alkylcyclohexyl, or  $“(C_1-C_{12})$ alkylheterocyclic” group. Particularly preferred  $R_3, R_4, R_5$ , and  $R_6$  groups are selected from hydrogen, methyl, ethyl, propyl, isopropyl, cyclopropyl,  $-F$ ,  $-CF_3$ ,  $-Cl$ ,  $-Br$ , or  $-O-CH_3$ . A most preferred  $R_3, R_4, R_5$ , and  $R_6$  is independently selected from hydrogen,  $C(O)C_1-C_6$  alkyl,  $C(O)OC_1-C_6$ alkyl,  $COOH$ , and sodium and potassium salts thereof.

A preferred compound of the invention is a compound selected from the group consisting of:

- 3-Oxo-3*H*-benzo[*d*]isothiazole-2-carboxylic acid allylamide;
- 3-Oxo-3*H*-benzo[*d*]isothiazole-2-carboxylic acid pentylamide;
- 3-Oxo-3*H*-benzo[*d*]isothiazole-2-carboxylic acid hexylamide;

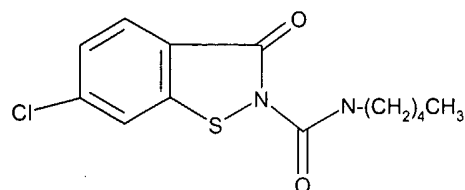
3-Oxo-3*H*-benzo[*d*]isothiazole-2-carboxylic acid (5-methyl-hexyl)-amide;  
3-Oxo-3*H*-benzo[*d*]isothiazole-2-carboxylic acid dodecylamide;  
3-Oxo-3*H*-benzo[*d*]isothiazole-2-carboxylic acid cyclohexylamide;  
3-Oxo-3*H*-benzo[*d*]isothiazole-2-carboxylic acid benzylamide;  
3-Oxo-3*H*-benzo[*d*]isothiazole-2-carboxylic acid 2-methyl-benzylamide;  
3-Oxo-3*H*-benzo[*d*]isothiazole-2-carboxylic acid 3-methyl-benzylamide;  
3-Oxo-3*H*-benzo[*d*]isothiazole-2-carboxylic acid 4-methyl-benzylamide;  
3-Oxo-3*H*-benzo[*d*]isothiazole-2-carboxylic acid 2-ethyl-6-methyl-benzylamide;  
3-Oxo-3*H*-benzo[*d*]isothiazole-2-carboxylic acid 2-isopropyl-6-methyl-benzylamide;  
3-Oxo-3*H*-benzo[*d*]isothiazole-2-carboxylic acid phenethylamide;  
3-Oxo-3*H*-benzo[*d*]isothiazole-2-carboxylic acid (2-thiophen-2-yl-ethyl)-amide;  
3-Oxo-3*H*-benzo[*d*]isothiazole-2-carboxylic acid (3-phenyl-propyl)-amide;  
3-Oxo-3*H*-benzo[*d*]isothiazole-2-carboxylic acid (4-phenyl-butyl)-amide;  
3-Oxo-3*H*-benzo[*d*]isothiazole-2-carboxylic acid (4-cyclohexyl-butyl)-amide;  
5-Methyl-3-oxo-3*H*-benzo[*d*]isothiazole-2-carboxylic acid butylamide;  
6-Chloro-3-oxo-3*H*-benzo[*d*]isothiazole-2-carboxylic acid propylamide;  
6-Chloro-3-oxo-3*H*-benzo[*d*]isothiazole-2-carboxylic acid isopropylamide;  
6-Chloro-3-oxo-3*H*-benzo[*d*]isothiazole-2-carboxylic acid butylamide;  
6-Chloro-3-oxo-3*H*-benzo[*d*]isothiazole-2-carboxylic acid hexylamide;  
6-Chloro-3-oxo-3*H*-benzo[*d*]isothiazole-2-carboxylic acid cyclohexylamide;  
6-Chloro-3-oxo-3*H*-benzo[*d*]isothiazole-2-carboxylic acid benzylamide, and  
pharmaceutically acceptable salts thereof.

More preferred compounds of the invention are represented by the formulae (C1), (C2), (C3), and (C4):

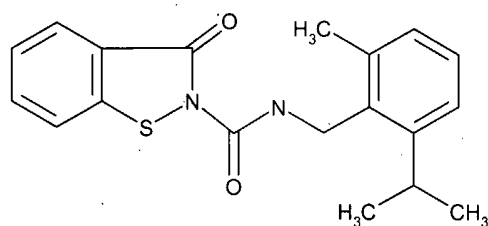


(C1),

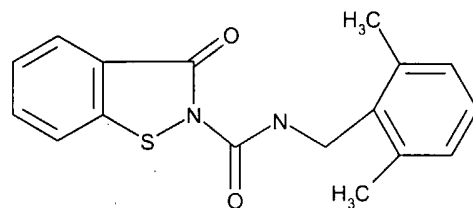
-10-



(C2),



(C3),



(C4).

The salts of the benz(d)isothiazole-3(2H)-one compounds represented by formula (I), are an additional aspect of the invention.

In those instances when the compound of the invention possesses acidic or basic functional groups, various salts may be formed which are more water soluble and more physiologically suitable than the parent compound. Representative pharmaceutically acceptable salts, include but are not limited to, the alkali and alkaline earth salts such as lithium, sodium, potassium, calcium, magnesium, aluminum and the like. Salts are conveniently prepared from the free acid by treating the acid in solution with a base or by exposing the acid to an ion-exchange resin.

Included within the definition of pharmaceutically acceptable salts are the relatively non-toxic, inorganic and organic base addition salts of compounds of the present invention, for example, ammonium, quaternary ammonium, and amine cations, derived from nitrogenous bases of sufficient basicity to form salts with the compounds of

this invention (see, for example, S. M. Berge, *et al.*, "Pharmaceutical Salts," *J. Phar. Sci.*, 66: 1-19 (1977)). Moreover, the basic group(s) of the compound of the invention may be reacted with suitable organic or inorganic acids to form salts such as acetate, benzenesulfonate, benzoate, bicarbonate, bisulfate, bitartrate, borate, hydrobromide, camsylate, carbonate, chloride, clavulanate, citrate, chloride, edetate, edisylate, estolate, esylate, fluoride, fumarate, gluceptate, gluconate, glutamate, glycolylarsanilate, hexylresorcinate, hydrochloride, hydroxynaphthoate, hydroiodide, isothionate, lactate, lactobionate, laurate, malate, malseate, mandelate, mesylate, methylbromide, methylnitrate, methylsulfate, mucate, napsylate, nitrate, oleate, oxalate, palmitate, pantothenate, phosphate, polygalacturonate, salicylate, stearate, subacetate, succinate, tannate, tartrate, tosylate, trifluoroacetate, trifluoromethane sulfonate, and valerate.

Certain compounds of the invention may possess one or more chiral centers; and thus, may exist in optically active forms. Likewise, when the compounds contain an alkenyl or alkenylene group, there exist the possibility of cis- and trans- isomeric forms of the compounds. The R- and S- isomers and mixtures thereof, including racemic mixtures as well as mixtures of cis- and trans- isomers, are contemplated by this invention. Additional asymmetric carbon atoms can be present in a substituent group such as an alkyl group. All such isomers as well as the mixtures thereof are intended to be included in the invention. If a particular stereoisomer is desired, it can be prepared by methods well known in the art by using stereospecific reactions with starting materials which contain the asymmetric centers and are already resolved or, alternatively by methods which lead to mixtures of the stereoisomers and subsequent resolution by known methods. For example, a racemic mixture may be reacted with a single enantiomer of some other compound. This changes the racemic form into a mixture of stereoisomers and diastereomers, because they have different melting points, different boiling points, and different solubilities and can be separated by conventional means, such as crystallization.

Prodrugs are derivatives of the compounds of the invention which have chemically or metabolically cleavable groups and become by solvolysis or under physiological conditions the compounds of the invention which are pharmaceutically active *in vivo*. Derivatives of the compounds of this invention have activity in both their acid and base

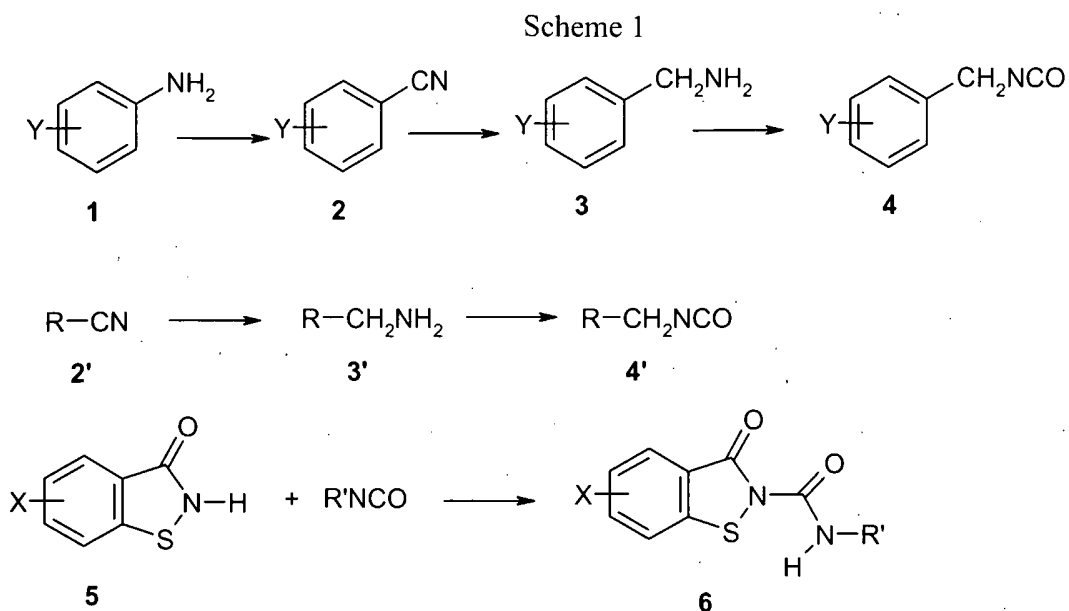
derivative forms, but the acid derivative form often offers advantages of solubility, tissue compatibility, or delayed release in a mammalian organism (see, Bundgard, H., Design of Prodrugs, pp. 7-9, 21-24, Elsevier, Amsterdam 1985). Prodrugs include acid derivatives well known to practitioners of the art, such as, for example, esters prepared by reaction of the parent acidic compound with a suitable alcohol, or amides prepared by reaction of the parent acid compound with a suitable amine. Simple aliphatic or aromatic esters derived from acidic groups pendent on the compounds of this invention are preferred prodrugs. In some cases it is desirable to prepare double ester type prodrugs such as (acyloxy) alkyl esters or ((alkoxycarbonyl)oxy)alkyl esters. Particularly preferred esters as prodrugs are methyl, ethyl, propyl, isopropyl, n-butyl, isobutyl, tert-butyl, morpholinoethyl, and N,N-diethylglycolamido.

N,N-diethylglycolamido ester prodrugs may be prepared by reaction of the sodium salt of a compound of Formula (I) (in a medium such as dimethylformamide) with 2-chloro-N,N-diethylacetamide (available from Aldrich Chemical Co., Milwaukee, Wisconsin USA; Item No. 25,099-6).

Morpholinylethyl ester prodrugs may be prepared by reaction of the sodium salt of a compound of formula (I) (in a medium such as dimethylformamide) with 4-(2-chloroethyl)morpholine hydrochloride (available from Aldrich Chemical Co., Milwaukee, Wisconsin USA, Item No. C4, 220-3).

Preparing the Compounds of the Invention

Compounds of the invention may be prepared according to the following scheme 1 and variations thereof known to one of skill in the art.



Scheme 1 depicts a protocol for preparing benzisothiazole-3(2H)-one- compounds of the invention starting from an aniline derivative **1** (available from Aldrich Chemical Co. Milwaukee U.S.A, and other fine chemical suppliers) or substituted analogs thereof. The starting material **1** is reacted with tert-butyl nitrite to form a diazonium ion intermediate which further reacts with available cyanide ion (from copper cyanide) to afford the benzonitrile compound **2**. The nitrile **2** or analog thereof, is reduced to afford the substituted methylamine compound **3**. The reduction of the nitrile to the amine may be accomplished using stannous chloride or other reducing agents following procedures known to one of skill in the art. The substituted methylamine compound **3** is converted to the isocyanate compound **4** in an aprotic solvent such as anhydrous methylene chloride. The conversion to the isocyanate is accomplished using phosgene (available from Aldrich Chemical Company, Milwaukee, USA and other fine chemical manufacturers) in the presence of a proton sponge i.e. triethylamine, to afford the isocyanate compound **4** or analog thereof. The isocyanate **4** or **4'** is reacted with a solution of benz[d]isothiazol-3-one in a suitable solvent e.g., anhydrous methylene chloride at temperatures ranging from about 10 °C to

60 °C. More generally, compounds of the invention are prepared by reacting a nitrile **2'** purchased from commercial sources or prepared by methods known to one of skill in the art, with a reducing agent to form the primary methylamine compound **3'**. The methylamine **3'** is converted to the isocyanate by methods known to one of skill in the art. The isocyanate **4)** or **4'** is then reacted with benz[d]isothiazol-3-one **5** or substituted analogs thereof to afford the compound(s) of the invention, such as compound **6**. Benz[d]isothiazole-3-one **5** also named 1,2-benzisothiazolin-3-one is available from commercial suppliers, including for example, MDA Chemicals Limited, Willow Mill, Caton, Lancaster LA2 9RA, UK. Analogs of benz[d]isothiazole-3-one may be obtained by methods described in the examples and/or known to one of skill in the art.

Compounds of formula I wherein one or all of R<sub>3</sub>, R<sub>4</sub>, R<sub>5</sub>, and R<sub>6</sub> are other than hydrogen are made starting with purchased starting materials having the requisite substituents or with starting materials made by methods known to one of skill in the art. Examples of such known methods include the methods described in general reference texts such as Organic Functional Group Preparations, 2<sup>nd</sup> Edition, 1989; Comprehensive Organic Transformations, VCH Publishers Inc, 1989; Compendium of Organic Synthetic Methods, Volumes 1-10, 1974-2002, Wiley Interscience; March's Advanced Organic Chemistry, Reactions Mechanisms, and Structure, 5<sup>th</sup> Edition, Michael B. Smith and Jerry March, Wiley Interscience, 2001, Advanced Organic Chemistry, 4<sup>th</sup> Edition, Part B, Reactions and Synthesis, Francis A. Carey and Richard J. Sundberg, Kluwer Academic / Plenum Publishers, 2000, etc., and references cited therein.

#### **Methods of Using the Compounds of the Invention:**

The benzisothiazole-3(2H)-one compounds described herein are believed to achieve their beneficial therapeutic action principally by direct inhibition of hepatic lipase and/or endothelial lipase activity.

The method of the invention for inhibiting hepatic lipase and/or endothelial lipase activity with a therapeutically effective amount of a benzisothiazole-3(2H)-one compound of Formula (I) including a combination thereof, or a salt or a prodrug derivative thereof as described herein.



Another aspect of this invention relates to inhibition and/or prevention of "Hepatic Lipase-Mediated Diseases" such as hypercholesterolemia, hyperlipidemia, atherosclerosis and related diseases as described earlier. The method comprises administering to a mammal (including a human) in need of such treatment a therapeutically effective amount of a benzisothiazole-3(2H)-one compound of the invention.

As previously noted, the compounds of the invention are useful for inhibiting hepatic lipase and/or endothelial lipase activity. By the term, "inhibiting" is meant the prevention or therapeutically significant reduction in release of hepatic lipase and/or endothelial lipase by the compounds of the invention. By "pharmaceutically acceptable" it is meant the carrier, diluent or excipient must be compatible with the other ingredients of the formulation and not deleterious to the recipient thereof.

The specific dose of a compound administered according to this invention to obtain therapeutic or ameliorative or prophylactic effect will, of course, be determined by the particular circumstances surrounding the case, including, for example, the compound administered, the route of administration and the condition being treated. Typical daily doses will contain a non-toxic dosage level of from about 0.01 mg/kg to about 50 mg/kg of body weight of an active compound of this invention.

Preferably compounds of the invention per Formula (I) or pharmaceutical formulations containing these compounds are in unit dosage form for administration to a mammal. The unit dosage form can be a capsule or tablet itself, or the appropriate number of any of these. The quantity of Active Ingredient in a unit dose of composition may be varied or adjusted from about 0.1 to about 500 milligrams or more according to the particular treatment involved. It should be appreciated that it may be necessary to make routine variations to the dosage depending on the age and condition of the patient. The dosage will also depend on the route of administration.

The compound can be administered by a variety of routes including oral, aerosol, transdermal, sublingual, subcutaneous, intravenous, intramuscular, or intranasal.

Pharmaceutical formulations of the invention are prepared by combining (e.g., mixing) a therapeutically effective amount of the benzisothiazole-3(2H)-one

compound of the invention together with a pharmaceutically acceptable carrier or diluent therefor. The present pharmaceutical formulations are prepared by known procedures using well-known and readily available ingredients.

In making the compositions of the present invention, the Active Ingredient will usually be admixed with a carrier, or diluted by a carrier, or enclosed within a carrier, which may be in the form of a capsule, sachet, paper or other container. When the carrier serves as a diluent, it may be a solid, semi-solid or liquid material which acts as a vehicle, or can be in the form of tablets, pills, powders, lozenges, elixirs, suspensions, emulsions, solutions, syrups, aerosols (as a solid or in a liquid medium), or ointment, containing, for example, up to 10% by weight of the active compound. The compounds of the present invention are preferably formulated prior to administration.

For the pharmaceutical formulations any suitable carrier known in the art can be used. In such a formulation, the carrier may be a solid, liquid, or mixture of a solid and a liquid. For example, for intravenous injection the compounds of the invention may be dissolved in at a concentration of 2 mg/ml in a 4% dextrose/0.5% Na citrate aqueous solution. Solid form formulations include powders, tablets and capsules. A solid carrier can be one or more substance, which may also act as flavoring agents, lubricants, solubilizers, suspending agents, binders, tablet disintegrating agents and encapsulating material.

Tablets for oral administration may contain suitable excipients such as calcium carbonate, sodium carbonate, lactose, calcium phosphate, together with disintegrating agents, such as maize, starch, or alginic acid, and/or binding agents, for example, gelatin or acacia, and lubricating agents such as magnesium stearate, stearic acid, or talc. A preferred tablet formulation for oral administration is one that affords rapid dissolution in the mouth of a patient in need thereof.

In powders the carrier is a finely divided solid, which is in admixture with the finely divided Active Ingredient. In tablets the Active Ingredient is mixed with a carrier having the necessary binding properties in suitable proportions and compacted in the shape and size desired. The powders and tablets preferably contain from about 1 to about 99 weight percent of the Active Ingredient, which is the novel compound of this

invention. Suitable solid carriers are magnesium carbonate, magnesium stearate, talc, sugar lactose, pectin, dextrin, starch, gelatin, tragacanth, methylcellulose, sodium carboxymethyl cellulose, low melting waxes, and cocoa butter.

Sterile liquid form formulations include suspensions, emulsions, syrups and elixirs.

The Active Ingredient can be dissolved or suspended in a pharmaceutically acceptable carrier, such as sterile water, sterile organic solvent or a mixture of both. The Active Ingredient can often be dissolved in a suitable organic solvent, for instance aqueous propylene glycol. Other compositions can be made by dispersing the finely divided Active Ingredient in aqueous starch or sodium carboxymethyl cellulose solution or in a suitable oil.

The following pharmaceutical formulations 1 through 8 are illustrative only and are not intended to limit the scope of the invention in any way. "Active Ingredient", refers to a compound according to Formula (I) or a pharmaceutically acceptable salt, solvate, racemate or enantiomer thereof.

#### Formulation 1

Hard gelatin capsules are prepared using the following ingredients:

	Quantity (mg/capsule)
Active ingredient	250
Starch, dried	200
Magnesium stearate	<u>10</u>
Total	460 mg

#### Formulation 2

A tablet is prepared using the ingredients below:

	Quantity (mg/tablet)
Active Ingredient	250
Cellulose, microcrystalline	400
Silicon dioxide, fumed	10
Stearic acid	<u>5</u>
Total	665 mg

The components are blended and compressed to form tablets each weighing 665 mg

## Formulation 3

An aerosol solution is prepared containing the following components:

	<u>Weight</u>
Active Ingredient	0.25
Ethanol	25.75
Propellant 22 (Chlorodifluoromethane)	<u>74.00</u>
Total	100.00

The active compound is mixed with ethanol and the mixture added to a portion of the propellant 22, cooled to -30°C and transferred to a filling device. The required amount is then fed to a stainless steel container and diluted with the remainder of the propellant. The valve units are then fitted to the container.

## Formulation 4

Tablets, each containing 60 mg of Active Ingredient, are made as follows:

Active Ingredient	60 mg
Starch	45 mg
Microcrystalline cellulose	35 mg
Polyvinylpyrrolidone (as 10% solution in water)	4 mg
Sodium carboxymethyl starch	4.5 mg
Magnesium stearate	0.5 mg
Talc	<u>1 mg</u>
Total	150 mg

The Active Ingredient, starch and cellulose are passed through a No. 45 mesh U.S. sieve and mixed thoroughly. The aqueous solution containing polyvinylpyrrolidone is mixed with the resultant powder, and the mixture then is passed through a No. 14 mesh U.S. sieve. The granules so produced are dried at 50°C and passed through a No. 18 mesh U.S. sieve. The sodium carboxymethyl starch, magnesium stearate and talc, previously passed through a No. 60 mesh U.S. sieve, are then added to the granules which, after mixing, are compressed on a tablet machine to yield tablets each weighing 150 mg.

-19-

## Formulation 5

Capsules, each containing 80 mg of Active Ingredient, are made as follows:

Active Ingredient	80 mg
Starch	59 mg
Microcrystalline cellulose	59 mg
Magnesium stearate	<u>2 mg</u>
Total	200 mg

The Active Ingredient, cellulose, starch, and magnesium stearate are blended, passed through a No. 45 mesh U.S. sieve, and filled into hard gelatin capsules in 200 mg quantities.

## Formulation 6

Suppositories, each containing 225 mg of Active Ingredient, are made as follows:

Active Ingredient	225 mg
Saturated fatty acid glycerides	<u>2,000 mg</u>
Total	2,225 mg

The Active Ingredient is passed through a No. 60 mesh U.S. sieve and suspended in the saturated fatty acid glycerides previously melted using the minimum heat necessary. The mixture is then poured into a suppository mold of nominal 2g capacity and allowed to cool.

## Formulation 7

Suspensions, each containing 50 mg of Active Ingredient per 5 ml dose, are made as follows:

Active Ingredient	50 mg
Sodium carboxymethyl cellulose	50 mg
Syrup	1.25 ml
Benzoic acid solution	0.10 ml
Flavor	q.v.
Color	q.v.
Purified water to total	5 ml

The Active Ingredient is passed through a No. 45 mesh U.S. sieve and mixed with the sodium carboxymethyl cellulose and syrup to form a smooth paste. The benzoic acid

-20-

solution, flavor and color are diluted with a portion of the water and added, with stirring. Sufficient water is then added to produce the required volume.

#### Formulation 8

An intravenous formulation may be prepared as follows:

Active Ingredient	100 mg
Isotonic saline	1,000 ml

The solution of the above ingredients generally is administered intravenously to a subject at a rate of 1 ml per minute.

The abbreviations, symbols and terms used in the examples have the following meanings.

Ac = acetyl

Anal. = elemental analysis

calcd = calculated

Cpd. = compound

DMF = dimethylformamide

DMSO = dimethylsulfoxide

Et = ethyl

EtOAc = ethyl acetate

EtOH = ethanol

EtSH = ethanethiol

ESIMS = Electrospray Ionization Mass Spectrometry

FAB = Fast Atom Bombardment (Mass Spectroscopy)

FDMS = field desorption mass spectrum

Hex = hexanes

HL = Hepatic Lipase

HPLC = High Performance Liquid Chromatograph

HRMS = high resolution mass spectrum

IR = Infrared Spectrum

Me = methyl

MeI = methyl iodide

-21-

MeOH = methanol

MPLC = Medium Pressure Liquid Chromatography

NMR = Nuclear Magnetic Resonance

PPA = polyphosphoric acid

Rochelle's Salt = potassium sodium tartrate

RPHPLC = Reversed Phase High Performance Liquid Chromatography

SiO<sub>2</sub> = silica gel

SM = starting material

Temp. = temperature

TFA = trifluoroacetic acid

THF = tetrahydrofuran

TLC = thin layer chromatography

#### Hepatic Lipase Phospholipase Assay

Compounds of the present invention were found to be efficacious *in-vitro* in inhibiting the release of hepatic lipase and/or endothelial lipase. Efficacy was determined by testing various compounds of the invention in a hepatic lipase and/or endothelial lipase assay discussed below, and disclosed in U.S patent application No. 09/609, 871 filed July 3, 2000 incorporated herein in its entirety for U.S Patent office purposes.

#### Reagents

Substrate Buffer A: 100 mM Hepes, pH 8.3 at 37 °C

Substrate Buffer B: 100 mM Hepes, pH 8.3 at 37 °C with 6.83 mM Triton X100

ThioPEG: Molecular wt. of 540

Recombinant Hepatic Lipase

Thiophospholipid: about 0.42 mM thiophospholipid in chloroform

DTNB Solution: about 50 nM DTNB in DMSO (dimethyl sulfoxide)

#### Hepes Buffer A

For Hepes Buffer A, there is 2.4 g Hepes/100 mL water. Therefore 36 grams of Hepes is dissolved in 1500 mL of water. The mix solution's pH is adjusted to pH8.3 at

-22-

37° C and brought up to 1500 mL with water. 500 mL of Buffer A is retained for the Protein Buffer.

#### Hepes Buffer B

To the remaining 1000 mL of Hepes Buffer A, 4.49 g of Triton X-100 is added and then the combination mixed on a stir plate. It is optimal that stock Buffer A not be too cold or Triton X-100 will take a long time to go into solution

#### ThioPEG Substrate Solution

For 0.42 mM substrate stock, use 0.227 mg of thioPEG/mL of Substrate Buffer B. Approximately 20 mg of sn-1 thiol substituted Phosphatidyl Ethylene Glycol (see Examples for preparation method) is weighed into a vial, such as a scintillation vial. Enough chloroform should be added to make a 2.043 mg/mL solution. Sonicate the solution briefly until well dissolved. Next, pipette 1 mL of chloroform/substrate solution into each scintillation vial. This should give enough substrate for one full 96 well plate. Each vial is dried with nitrogen until solvent removed, swirling each vial simultaneously such that a thin film of substrate will be easily reconstituted in each buffer. Each vial is then frozen.

Daily stock preparation is performed for 9 mL of substrate (one microtiter plate). On the day of the assay, the substrate vial is removed from the freezer and combined with 9 mL of pre-warmed (37 °C) substrate buffer (the final concentration is 0.227 mg/mL). Place the buffer in a 37°C water bath. Sonicate for 5 minutes or vortex until solution is clear before use.

#### Enzyme Solution

The enzyme is stored at -80 °C in 100 or 50 µL portions. A 0.406 mg/mL recombinant hepatic lipase and/or endothelial lipase stock requires a 50-fold dilution. Therefore, to a 50 µl or 100 µl enzyme aliquot, 2450 µl or 4900 µl, respectively, of substrate Buffer A (protein buffer) should be added. The enzyme should then be stored on ice until ready to use. The protein concentration of enzyme is about 0.406 mg/mL.



DTNB Solution

To make a 20 mg/mL stock solution, 2-3 mg of DTNB is weighed and then mixed with an appropriate amount of 100% DMSO (dimethyl sulfoxide) to make the desired concentration. This mixture is sonicated for five minutes.

The above solution should be diluted 10 fold with substrate Buffer B (concentration now 2 mg/mL). Then to the thioPEG substrate solution, add 60  $\mu$ l of dilute DTNB per mL of thioPEG substrate solution. Thus for 9 mL of substrate, 540 microliters of dilute DTNB (final concentration in substrate solution = 0.11 mg/mL).

Table 1 below shows final assay volumes and concentrations of various components used following the above procedure.

<u>Component</u>	<u>Assay Volume</u>	<u>Final Concentration</u>
HL	10 $\mu$ l	12.5 nM
Test Cpd.	10 $\mu$ l	Varies
ThioPEG Substrate (stock = 0.42mM + substrate buffer)	80 $\mu$ l	90 mM Hepes 5.8 mM TX100 0.336 mM ThioPEG (0.06 mol fraction) 0.088 mM DTNB/mL

Table 1: Final Assay Volumes and Concentrations  
Hepatic Lipase Phospholipase Assay

Sample Preparation

The test compound is dissolved in pure DMSO at 1  $\mu$ M (1000 nM). As shown below in Table 2, assay concentrations are 10, 1, 0.1, 0.33, 0.011, 0.0037, 0.0012 and 0.00041  $\mu$ M. Table 2 shows the assay concentrations and the corresponding volume of stock and 10% DMSO for each concentration.

<u>Concentration (<math>\mu</math>M)</u>	<u>Assay Conc. (<math>\mu</math>M)</u>	<u>Microliters of stock solution</u>	<u>Diluents</u>
100	10	50 of 1mM in straight DMSO	450 $\mu$ l of <i>WATER</i>
10	1	5 $\mu$ l of 100 $\mu$ M	450 $\mu$ l 10% DMSO
1	0.1	50 $\mu$ l of 10 $\mu$ M	450 $\mu$ l 10% DMSO
0.33	0.033	200 $\mu$ l of 1 $\mu$ M	400 $\mu$ l 10% DMSO
0.11	0.011	200 $\mu$ l of 0.33 $\mu$ M	400 $\mu$ l 10% DMSO

0.037	0.0037	200 $\mu$ l of 0.11 $\mu$ M	400 $\mu$ l of 10% DMSO
0.012	0.0012	200 $\mu$ l of 0.037 $\mu$ M	400 $\mu$ l of 10% DMSO
0.0041	0.00041	200 $\mu$ l of 0.012 $\mu$ M	400 $\mu$ l of 10% DMSO

Table 2: Assay concentrations for compound preparation

Assay Procedure

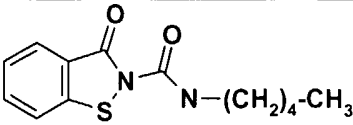
Using a spectrometer, DTNB is used as a thiol coloring reagent with an incubator temperature of 37 °C. Substrate Buffer B is placed in a 37 °C water bath to pre-warm. The substrate is removed from the freezer and 9 mL of substrate Buffer B, 100 mM HEPES, 6.83 mM Tx-100) is added, sonicated for 5 min. and then kept in a 37 °C water bath. Dilutions of the test compound are next made in preparation for assay.

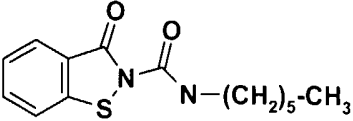
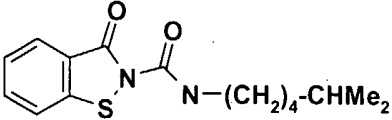
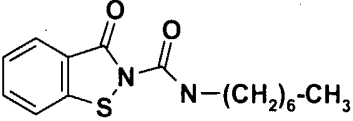
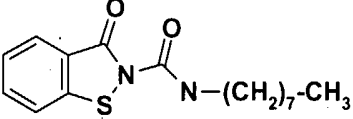
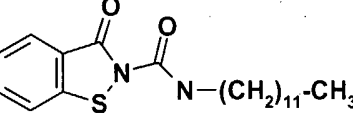
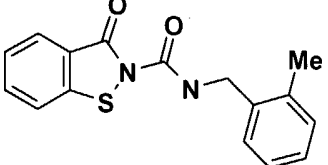
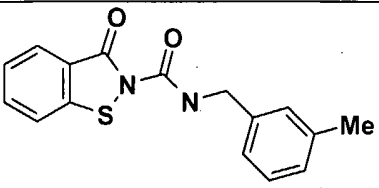
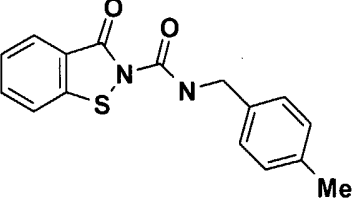
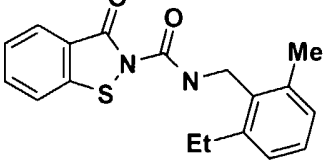
10  $\mu$ l of the diluted test compound are transferred via pipette into the wells. Control wells receive 10  $\mu$ l each of 10% DMSO and enzyme solution, while blank wells receive 10 microliters of 10% DMSO and 10 microliters of saline (no enzyme).

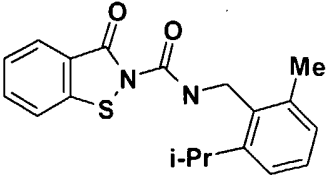
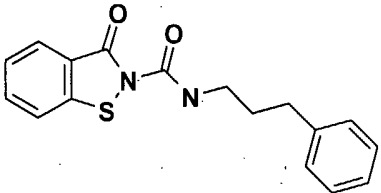
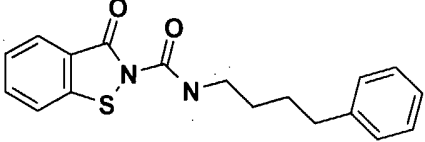
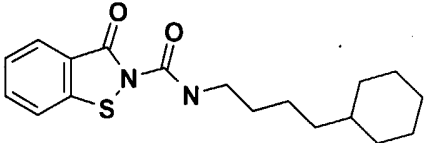
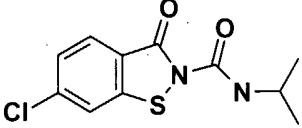
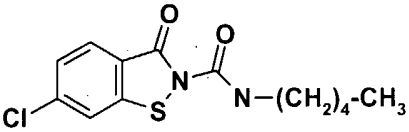
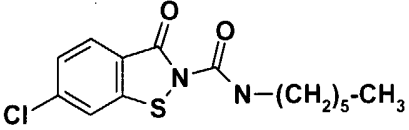
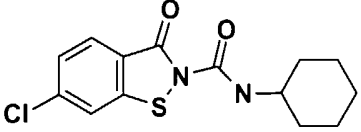
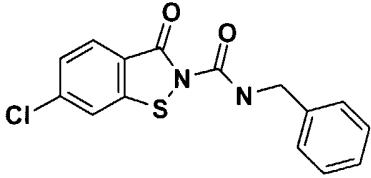
Next, DTNB is weighed and diluted to 20 mg/mL with DMSO. The DTNB is then diluted 10 fold with the substrate Buffer B. 540  $\mu$ l of diluted DTNB is added to 9 ml of ThioPEG and mixed well.

The stock enzyme is diluted with Buffer A. Next, 10 microliters of protein solution is added to each well except the blank, and the wells mixed. The stock solution and test compounds are incubated at 37 °C for 10 min. At 10 minutes, 80 microliters of substrate are added to each well. The plate is then placed in the spectrometer and read at 412 nM every 2 minutes for 30 minutes.

## Hepatic Lipase Assay Results

Compounds	IC <sub>50</sub> (nM)
 <chem>O=C1OC(=O)c2ccccc12NCCCC</chem>	879 $\pm$ 24

 <chem>CCCCCN(C(=O)c1ccccc1S(=O)(=O)C2=CC=CC=C2)C(=O)N</chem>	724 ± 16
 <chem>CCN(C)CCCN(C(=O)c1ccccc1S(=O)(=O)C2=CC=CC=C2)C(=O)N</chem>	622 ± 19
 <chem>CCCCCCN(C(=O)c1ccccc1S(=O)(=O)C2=CC=CC=C2)C(=O)N</chem>	757 ± 18
 <chem>CCCCCN(C(=O)c1ccccc1S(=O)(=O)C2=CC=CC=C2)C(=O)N</chem>	649 ± 17
 <chem>CCCCCN(C(=O)c1ccccc1S(=O)(=O)C2=CC=CC=C2)C(=O)N</chem>	933 ± 34
 <chem>CC1=CC=C(C=C1)CN(C(=O)c1ccccc1S(=O)(=O)C2=CC=CC=C2)C(=O)N</chem>	183 ± 6
 <chem>CC1=CC=C(C=C1)CN(C(=O)c1ccccc1S(=O)(=O)C2=CC=CC=C2)C(=O)N</chem>	409 ± 14
 <chem>CC1=CC=C(C=C1)CN(C(=O)c1ccccc1S(=O)(=O)C2=CC=CC=C2)C(=O)N</chem>	671 ± 18
 <chem>CC1=CC=C(C=C1)C(C)CN(C(=O)c1ccccc1S(=O)(=O)C2=CC=CC=C2)C(=O)N</chem>	237 ± 4

	238 ± 13
	430 ± 19
	458 ± 16
	482 ± 21
	626 ± 20
	532 ± 10
	333 ± 8
	419 ± 7
	893 ± 48

### Characterization of endothelial lipase activity

Hepatic lipase (HL) and endothelial lipase (EL) were expressed from AV12 cells. Aliquots from one days collection of media were stored at  $-70^{\circ}\text{C}$ . Activity was measured for both enzymes in conditioned media, (non-purified ) where they were tested on the same plate with Thio PEG substrate (0.06 mol fraction, 7.24 mM total lipid), at  $37^{\circ}\text{C}$  for 30 minutes. The HL, at 1x, had an OD of 14.7. The OD for EL at 1x was 6.029. Therefore, when HL was used in studies where it was compared to EL, the HL was at 0.25x and EL was used at 1x. All experiments were done in triplicate with enzyme from conditioned media.

Kinetic experiments for EL were done varying the total lipid with a constant 0.044 mol fraction determining that a 10mM total lipid was optimal. In addition, kinetic experiments varying the mol fractions with a constant total lipid showed that 0.03 mol fraction was optimal. Each experiment was run three times.

Experiments to determine proper pH of the substrate to be used with EL were performed at  $37^{\circ}\text{C}$  with the above-mentioned conditions. The enzyme was tested at pH 7.0, 7.4 and 8.3. The order of addition of reagents/enzyme was as follows: 10 $\mu\text{L}$  of 10% DMSO, 80  $\mu\text{L}$  of substrate and 10  $\mu\text{L}$  of enzyme. Data represents an average of three experiments.

Temperature of the assay was varied from  $26.9^{\circ}\text{C}$  to  $37^{\circ}\text{C}$  with the above-mentioned conditions. This was the temperature of the incubation during the 30-minute read. The pH of the substrate was 8.3. The order of addition of reagents/enzyme was as follows: 10 $\mu\text{L}$  of 10% DMSO, 80  $\mu\text{L}$  of substrate and 10  $\mu\text{L}$  of enzyme. Each experiment was run three times. Data is an average of these experiments.

Substrate specificity was determined by testing the activity of HL and EL with Thio Phosphatidylethylene glycol (PEG) and Thio-phosphatidylethanolamine (PE).

Assay conditions of assay were as follows. Both substrates for EL were run at 0.03 mol fraction, 10mM total lipid. They were dissolved in 100mM Hepes with 9.95mM TX100. Both substrates for HL were run at 0.06 mol fraction and 7.25 mM total lipid. They were dissolved in 100mM Hepes with 6.83mM Triton X100. The EL enzyme was used at 1x and the HL enzyme was used at 0.25x. The order of addition was as

-28-

follows: 10  $\mu$ L of 10% DMSO, 80  $\mu$ L of substrate and 10  $\mu$ L of enzyme. The DMSO and substrate were incubated for 10 minutes at 37°C before the addition of the enzyme. DTNB was added to the substrate prior to addition to the well at 0.096 mg/mL final plate concentration. The experiments were performed 3 times. Data represents an average of these.

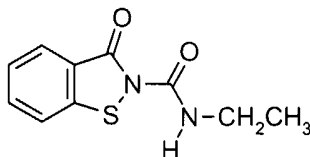
While the present invention has been illustrated above by certain specific embodiments, it is not intended that these specific examples should limit the scope of the invention as described in the appended claims.

### Experimental

All of the products of the Examples described below as well as intermediates used in the following procedures showed satisfactory NMR and IR spectra. They also had the correct mass spectral values.

#### Example 1

The preparation of 3-Oxo-3*H*-benzo[*d*]isothiazole-2-carboxylic acid ethylamide



6a

Ethyl isocyanate (68.0  $\mu$ L, 0.838 mmol) was added to a stirred solution of benzo[*d*]isothiazol-3-one (106 mg, 0.698 mmol) in anhydrous THF (2 mL) at ambient temperature under nitrogen. The resultant mixture was heated in an oil bath at 45 °C for 1 hr. After concentration and subsequent flash chromatography on silica ( $\text{CH}_2\text{Cl}_2$ ), compound **6a** was obtained as a white solid (71.1 mg, 46% yield). mp 123-124 °C; IR( $\text{CHCl}_3$ ) 3290, 1710, 1662, 1542  $\text{cm}^{-1}$ ;  $^1\text{H-NMR}$  ( $\text{CDCl}_3$ )  $\delta$  1.22-1.54 (m, 3H), 3.44-3.53 (m, 2H), 7.42 (t,  $J = 7.5$  Hz, 1H), 7.58 (d,  $J = 7.5$  Hz, 1H), 7.69 (t,  $J = 7.5$  Hz, 1H), 8.01 (d,  $J = 7.5$  Hz, 1H), 8.84 (br s, 1H); ESIMS  $m/e$  223 ( $\text{M}^+ + 1$ ).

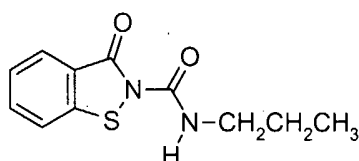
Elemental Analyses for  $\text{C}_{10}\text{H}_{10}\text{N}_2\text{O}_2\text{S} \cdot 0.3\text{H}_2\text{O}$ :

-29-

Calculated: C, 52.75; H, 4.69; N, 12.30

Found: C, 52.91; H, 4.44; N, 11.97

## Example 2

The preparation of 3-Oxo-3*H*-benzo[*d*]isothiazole-2-carboxylic acid propylamide**6b**

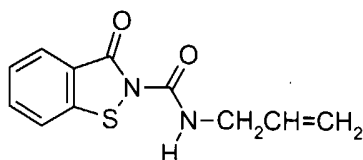
Following the synthetic procedure of **6a** as described in Example 1, compound **6b** (77% yield) was synthesized from benzo[*d*]isothiazol-3-one and *n*-propyl isocyanate as a white solid. mp 90-91 °C; IR(CHCl<sub>3</sub>) 3290, 1712, 1662, 1542 cm<sup>-1</sup>; <sup>1</sup>H-NMR (CDCl<sub>3</sub>) δ 1.00 (t, *J* = 7.3 Hz, 3H), 1.52-1.72 (m, 2H), 3.39-3.44 (m, 2H), 7.42 (t, *J* = 7.8 Hz, 1H), 7.57 (d, *J* = 7.8 Hz, 1H), 7.70 (t, *J* = 7.8 Hz, 1H), 8.01 (d, *J* = 7.8 Hz, 1H), 8.89 (br s, 1H); ESIMS *m/e* 237 (M<sup>+</sup>+1).

Elemental Analyses for C<sub>11</sub>H<sub>12</sub>N<sub>2</sub>O<sub>2</sub>S:

Calculated: C, 55.91; H, 5.12; N, 11.86

Found: C, 55.66; H, 5.07; N, 11.70

## Example 3

The preparation of 3-Oxo-3*H*-benzo[*d*]isothiazole-2-carboxylic acid allylamide**6c**

-30-

Following the synthetic procedure of **6a** as described in Example 1, compound **6c** (67% yield) was synthesized from benzo[*d*]isothiazol-3-one and allyl isocyanate as a white solid. mp 116-119 °C; IR(CHCl<sub>3</sub>) 3290, 1711, 1664, 1537 cm<sup>-1</sup>; <sup>1</sup>H-NMR (CDCl<sub>3</sub>) δ 4.05-4.10 (m, 2H), 5.18-5.34 (m, 2H), 5.83-5.99 (m, 1H), 7.43 (t, *J* = 7.2 Hz, 1H), 7.58 (d, *J* = 7.2 Hz, 1H), 7.70 (t, *J* = 7.2 Hz, 1H), 8.02 (d, *J* = 7.2 Hz, 1H), 8.99 (br s, 1H); ESIMS *m/e* 235 (M<sup>+</sup>+1).

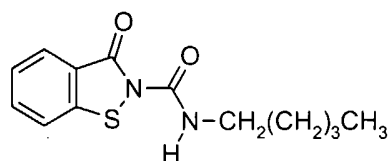
Elemental Analyses for C<sub>11</sub>H<sub>10</sub>N<sub>2</sub>O<sub>2</sub>S:

Calculated: C, 56.40; H, 4.30; N, 11.96

Found: C, 56.29; H, 4.39; N, 12.25

#### Example 4

The preparation of 3-Oxo-3*H*-benzo[*d*]isothiazole-2-carboxylic acid pentylamide



**6d**

Following the synthetic procedure of **6a** as described in Example 1, compound **6d** (80% yield) was synthesized from benzo[*d*]isothiazol-3-one and *n*-butyl isocyanate as a white solid. mp 42-44 °C; IR(CHCl<sub>3</sub>) 3290, 1711, 1662, 1540 cm<sup>-1</sup>; <sup>1</sup>H-NMR (CDCl<sub>3</sub>) δ 0.83-0.87 (m, 3H), 1.25-1.34 (m, 4H), 1.54-1.60 (m, 2H), 3.35-3.40 (m, 2H), 7.36 (t, *J* = 7.8 Hz, 1H), 7.51 (d, *J* = 7.8 Hz, 1H), 7.63 (t, *J* = 7.8 Hz, 1H), 7.95 (d, *J* = 9.2 Hz, 1H), 8.81 (br s, 1H); ESIMS *m/e* 265 (M<sup>+</sup>+1).

Elemental Analyses for C<sub>13</sub>H<sub>16</sub>N<sub>2</sub>O<sub>2</sub>S•0.2H<sub>2</sub>O:

Calculated: C, 58.27; H, 6.17; N, 10.45

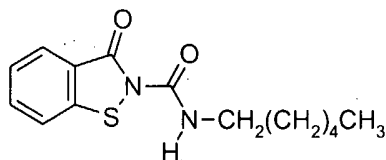
Found: C, 58.21; H, 6.24; N, 10.44



-31-

## Example 5

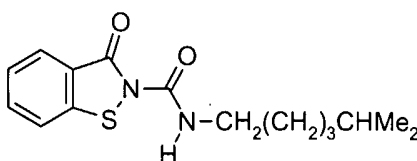
The preparation of 3-Oxo-3*H*-benzo[*d*]isothiazole-2-carboxylic acid hexylamide

**6e**

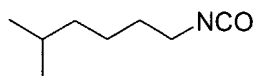
Following the synthetic procedure of **6a** as described in Example 1, compound **6e** (82% yield) was synthesized from benzo[*d*]isothiazol-3-one and *n*-hexyl isocyanate as a white solid. mp 52-53 °C; IR(CHCl<sub>3</sub>) 3290, 1711, 1662, 1540 cm<sup>-1</sup>; <sup>1</sup>H-NMR (CDCl<sub>3</sub>) δ 0.80-0.87 (m, 3H), 1.21-1.35 (m, 6H), 1.53-1.61 (m, 2H), 3.34-3.40 (m, 2H), 7.36 (t, *J* = 7.6 Hz, 1H), 7.51 (d, *J* = 7.6 Hz, 1H), 7.63 (t, *J* = 7.6 Hz, 1H), 7.95 (d, *J* = 6.9 Hz, 1H), 8.81 (br s, 1H); ESIMS *m/e* 279 (M<sup>+</sup>+1).

## Example 6

The preparation of 3-Oxo-3*H*-benzo[*d*]isothiazole-2-carboxylic acid (5-methyl-hexyl)-amide

**6f**

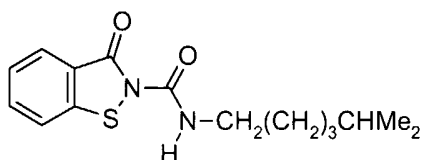
A. The preparation of (1-Isocyanato-5-methyl)-hexane

**4a'**

-32-

A solution of 5-(methyl)hexylamine (407 mg, 3.53 mmol) and proton sponge (1.51 g, 7.06 mmol) in anhydrous  $\text{CH}_2\text{Cl}_2$  (6 mL) was added dropwise to a stirred solution of triphosgene (419 mg, 1.41 mmol) in anhydrous  $\text{CH}_2\text{Cl}_2$  (6 mL) at  $0^\circ\text{C}$ . The resultant solution was allowed to stir at ambient temperature for 15 minutes. After dilution with  $\text{CH}_2\text{Cl}_2$  (40 mL), the mixture was washed with 1N HCl (15x2 mL) and water (15 mL). The organic layer was dried over  $\text{Na}_2\text{SO}_4$ , filtered and concentrated to give the desired isocyanate **4a'** (365 mg, 73% yield) as an oil.  $^1\text{H-NMR}$  ( $\text{CDCl}_3$ )  $\delta$  0.88 (d,  $J = 6.6$  Hz, 6H), 1.16-1.23 (m, 2H), 1.32-1.42 (m, 2H), 1.50-1.62 (m, 3H), 3.29 (t,  $J = 6.6$  Hz, 2H).

B. The preparation of 3-Oxo-3*H*-benzo[*d*]isothiazole-2-carboxylic acid (5-methyl-hexyl)-amide

**6f**

Following the synthetic procedure of **6a** as described in Example 1, compound **6f** was synthesized from benzo[*d*]isothiazol-3-one and isocyanate **4a'** as a white solid. mp 49-51  $^\circ\text{C}$ ; IR( $\text{CHCl}_3$ ) 3289, 1711, 1662, 1538  $\text{cm}^{-1}$ ;  $^1\text{H-NMR}$  ( $\text{DMSO-d}_6$ )  $\delta$  0.84 (d,  $J = 6.6$  Hz, 6H), 1.13-1.20 (m, 2H), 1.26-1.32 (m, 2H), 1.47-1.55 (m, 3H), 3.28-3.34 (m, 2H), 7.47 (t,  $J = 7.9$  Hz, 1H), 7.78 (t,  $J = 7.9$  Hz, 1H), 7.93 (d,  $J = 7.9$  Hz, 1H), 8.00 (d,  $J = 7.9$  Hz, 1H), 8.84 (br t,  $J = 5.5$  Hz, 1H); ESIMS  $m/e$  293 ( $\text{M}^+ + 1$ ).

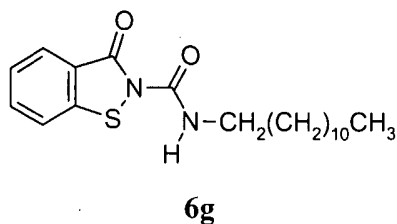
Elemental Analyses for  $\text{C}_{15}\text{H}_{20}\text{N}_2\text{O}_2\text{S}$ :

Calculated:	C, 61.62; H, 6.89; N, 9.58
Found:	C, 61.32; H, 6.90; N, 9.41

### Example 7

The preparation of 3-Oxo-3*H*-benzo[*d*]isothiazole-2-carboxylic acid dodecylamide

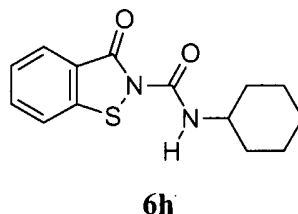
-33-



Following the synthetic procedure of **6a** as described in Example 1, compound **6g** (78% yield) was synthesized from benzo[*d*]isothiazol-3-one and dodecyl isocyanate as a white solid. mp 66-67 °C; IR(CHCl<sub>3</sub>) 3279, 1709, 1660, 1536 cm<sup>-1</sup>; <sup>1</sup>H-NMR (CDCl<sub>3</sub>) δ 0.87 (t, *J* = 6.8 Hz, 3H), 1.20-1.39 (m, 18H), 1.59-1.66 (m, 2H), 3.40-3.46 (m, 2H), 7.42 (t, *J* = 7.6 Hz, 1H), 7.57 (d, *J* = 7.6 Hz, 1H), 7.69 (t, *J* = 7.6 Hz, 1H), 8.01 (d, *J* = 7.6 Hz, 1H), 8.87 (br s, 1H); ESIMS *m/e* 363 (M<sup>+</sup>+1).

#### Example 8

The preparation of 3-Oxo-3*H*-benzo[*d*]isothiazole-2-carboxylic acid cyclohexylamide



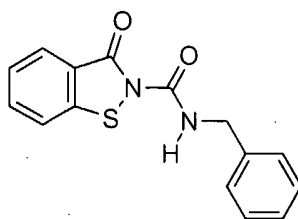
Following the synthetic procedure of **6a** as described in Example 1, compound **6h** (52% yield) was synthesized from benzo[*d*]isothiazol-3-one and cyclohexyl isocyanate as a white solid. mp 49-51 °C; IR(CHCl<sub>3</sub>) 3287, 1711, 1660, 1533 cm<sup>-1</sup>; <sup>1</sup>H-NMR (CDCl<sub>3</sub>) δ 1.20-1.65 (m, 6H), 1.65-1.80 (m, 2H), 1.95-2.05 (m, 2H), 3.80-3.94 (m, 1H), 7.42 (t, *J* = 7.6 Hz, 1H), 7.58 (d, *J* = 7.6 Hz, 1H), 7.69 (t, *J* = 7.6 Hz, 1H), 8.00 (d, *J* = 7.6 Hz, 1H), 8.86 (br s, 1H); ESIMS *m/e* 277 (M<sup>+</sup>+1).

Elemental Analyses for C<sub>14</sub>H<sub>16</sub>N<sub>2</sub>O<sub>2</sub>S:

Calculated:	C, 60.85; H, 5.84; N, 10.14
Found:	C, 60.88; H, 5.73; N, 10.15

-34-

## Example 9

The preparation of 3-Oxo-3*H*-benzo[*d*]isothiazole-2-carboxylic acid benzylamide**6i**

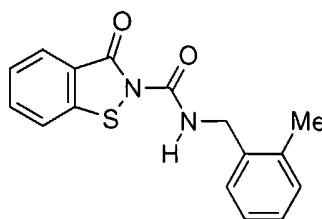
Following the synthetic procedure of **6a** as described in Example 1, compound **6i** (88% yield) was synthesized from benzo[*d*]isothiazol-3-one and benzyl isocyanate as a white solid. mp 169-170 °C; IR(CHCl<sub>3</sub>) 3281, 1711, 1663, 1536 cm<sup>-1</sup>; <sup>1</sup>H-NMR (CDCl<sub>3</sub>) δ 4.64 (d, *J* = 5.9 Hz, 2H), 7.28-7.45 (m, 5H), 7.58 (d, *J* = 7.2 Hz, 1H), 7.70 (t, *J* = 7.2 Hz, 1H), 8.01 (d, *J* = 7.2 Hz, 1H), 9.26 (br s, 1H); ESIMS *m/e* 285 (M<sup>+</sup>+1).

Elemental Analyses for C<sub>15</sub>H<sub>12</sub>N<sub>2</sub>O<sub>2</sub>S:

Calculated: C, 63.36; H, 4.25; N, 9.85

Found: C, 63.35; H, 4.27; N, 9.84

## Example 10

The preparation of 3-Oxo-3*H*-benzo[*d*]isothiazole-2-carboxylic acid 2-methylbenzylamide**6j**

Following the synthetic procedure of **6a** as described in Example 1, compound **6j** (56% yield) was synthesized from benzo[*d*]isothiazol-3-one and 2-methylbenzyl isocyanate as a

-35-

white solid. mp 184-186 °C; IR(CHCl<sub>3</sub>) 3281, 1705, 1652, 1528 cm<sup>-1</sup>; <sup>1</sup>H-NMR (DMSO-d<sub>6</sub>) δ 2.32 (s, 3H), 4.52 (d, *J* = 5.9 Hz, 2H), 7.15-7.19 (m, 3H), 7.27-7.30 (m, 1H), 7.48 (t, *J* = 7.6 Hz, 1H), 7.78 (t, *J* = 8.2 Hz, 1H), 7.93 (d, *J* = 8.2 Hz, 1H), 8.01 (d, *J* = 8.2 Hz, 1H), 9.18 (t, *J* = 5.9 Hz, 1H); ESIMS *m/e* 299 (M<sup>+</sup>+1).

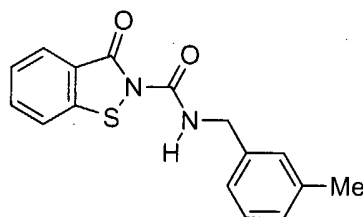
Elemental Analyses for C<sub>16</sub>H<sub>14</sub>N<sub>2</sub>O<sub>2</sub>S•0.25H<sub>2</sub>O:

Calculated: C, 63.44; H, 4.84; N, 9.23

Found: C, 63.37; H, 4.50; N, 9.21

### Example 11

The preparation of 3-Oxo-3*H*-benzo[*d*]isothiazole-2-carboxylic acid 3-methylbenzylamide



**6k**

Following the synthetic procedure of **6a** as described in Example 1, compound **6k** (37% yield) was synthesized from benzo[*d*]isothiazol-3-one and 3-methylbenzyl isocyanate as a white solid. mp 153-155 °C; IR(CHCl<sub>3</sub>) 3281, 1711, 1650, 1534 cm<sup>-1</sup>; <sup>1</sup>H-NMR (DMSO-d<sub>6</sub>) δ 2.28 (s, 3H), 4.49 (d, *J* = 5.9 Hz, 2H), 7.07 (d, *J* = 7.5 Hz, 1H), 7.12-7.16 (m, 2H), 7.22 (t, *J* = 7.5 Hz, 1H), 7.48 (t, *J* = 7.8 Hz, 1H), 7.78 (t, *J* = 8.2 Hz, 1H), 7.93 (d, *J* = 7.8 Hz, 1H), 8.01 (d, *J* = 8.2 Hz, 1H), 9.25 (br t, *J* = 5.9 Hz, 1H); ESIMS *m/e* 299 (M<sup>+</sup>+1).

Elemental Analyses for C<sub>16</sub>H<sub>14</sub>N<sub>2</sub>O<sub>2</sub>S:

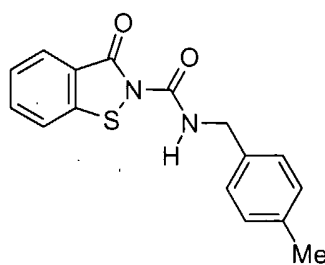
Calculated: C, 64.41; H, 4.73; N, 9.39

Found: C, 64.17; H, 4.60; N, 9.31

-36-

## Example 12

The preparation of 3-Oxo-3*H*-benzo[*d*]isothiazole-2-carboxylic acid 4-methylbenzylamide

**6l**

Following the synthetic procedure of **6a** as described in Example 1, compound **6l** (54% yield) was synthesized from benzo[*d*]isothiazol-3-one and 4-methylbenzyl isocyanate as a white solid. mp 171-173 °C; IR(KBr) 3281, 1711, 1650, 1538 cm<sup>-1</sup>; <sup>1</sup>H-NMR (DMSO-*d*<sub>6</sub>) δ 2.27 (s, 3H), 4.48 (d, *J* = 5.8 Hz, 2H), 7.14 (d, *J* = 8.2 Hz, 2H), 7.24 (d, *J* = 8.2 Hz, 2H), 7.48 (t, *J* = 7.8 Hz, 1H), 7.78 (t, *J* = 8.2 Hz, 1H), 7.93 (d, *J* = 7.8 Hz, 1H), 8.01 (d, *J* = 8.2 Hz, 1H), 9.22 (br t, *J* = 5.8 Hz, 1H); ESIMS *m/e* 299 (M<sup>+</sup>+1).

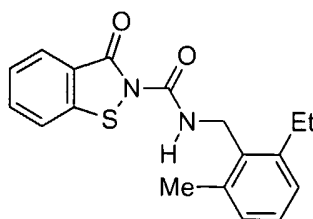
Elemental Analyses for C<sub>16</sub>H<sub>14</sub>N<sub>2</sub>O<sub>2</sub>S:

Calculated: C, 64.41; H, 4.73; N, 9.39

Found: C, 64.20; H, 4.57; N, 9.30

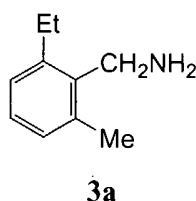
## Example 13

The preparation of 3-Oxo-3*H*-benzo[*d*]isothiazole-2-carboxylic acid 2-ethyl-6-methylbenzylamide

**6m**

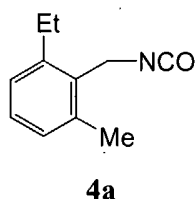
-37-

## A. The preparation of 2-Ethyl-6-methyl-benzylamine



Lithium aluminum hydride (20.5 mL, 1M in THF) was added dropwise to a stirred solution of 2-ethyl-6-methylbenzylamine (2.38 g, 16.4 mmol) in anhydrous THF (20 mL) at ambient temperature under nitrogen. The resultant suspension was stirred for 16 hr. The reaction mixture was treated dropwise with methanol (5 mL), followed by the addition of saturated aqueous Rochelle's salt (60 mL), ethyl ether (60 mL) and water (20 mL). The two-layered mixture was stirred vigorously under nitrogen for 1 hr. The organic layer was separated, dried over  $\text{MgSO}_4$  and concentrated to give **3a** as an oil (2.40 g, 98%).  $^1\text{H-NMR}$  ( $\text{CDCl}_3$ )  $\delta$  1.17 (t,  $J = 7.4$  Hz, 3H), 1.90 (br s, 2H), 2.34 (s, 3H), 2.66 (q,  $J = 7.4$  Hz, 2H), 3.82 (s, 2H), 6.95-7.07 (m, 3H); ESIMS  $m/e$  150 ( $\text{M}^+ + 1$ ).

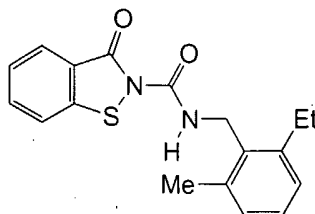
## B. The preparation of 1-Ethyl-2-isocyanatomethyl-3-methyl-benzene



A solution of **3a** (307 mg, 2.06 mmol) and proton sponge (883 mg, 4.12 mmol) in anhydrous  $\text{CH}_2\text{Cl}_2$  (5 mL) was added dropwise to a stirred solution of triphosgene (244 mg, 0.823 mmol) in anhydrous  $\text{CH}_2\text{Cl}_2$  (5 mL) at  $0^\circ\text{C}$ . The resultant solution was allowed to stir at ambient temperature for 15 minutes. After dilution with  $\text{CH}_2\text{Cl}_2$  (20 mL), the mixture was washed with 1N HCl (10x2 mL). The organic layer was dried over  $\text{Na}_2\text{SO}_4$ , filtered and concentrated to give the desired isocyanate **4a** (332 mg, 92% yield) as an oil.  $^1\text{H-NMR}$  ( $\text{CDCl}_3$ )  $\delta$  1.26 (t,  $J = 7.5$  Hz, 3H), 2.43 (s, 3H), 2.74 (q,  $J = 7.5$  Hz, 2H), 4.46 (s, 2H), 7.05-7.13 (m, 2H), 7.20 (t,  $J = 7.5$  Hz, 1H).

-38-

C. The preparation of 3-Oxo-3*H*-benzo[*d*]isothiazole-2-carboxylic acid 2-ethyl-6-methyl-benzylamide

**6m**

Isocyanate **4a** (332 mg, 1.89 mmol) was added to a stirred solution of benzo[*d*]isothiazol-3-one (286 mg, 1.89 mmol) in anhydrous THF (5 mL) at ambient temperature under nitrogen. The resultant mixture was heated in an oil bath at 45 °C for 4 hr. After concentration and subsequent flash chromatography on silica (CH<sub>2</sub>Cl<sub>2</sub>), compound **6m** was obtained as a white solid (430 mg, 70% yield). mp 102-104 °C; IR(CHCl<sub>3</sub>) 3281, 1709, 1663, 1525 cm<sup>-1</sup>; <sup>1</sup>H-NMR (DMSO-*d*<sub>6</sub>) δ 1.16 (t, *J* = 7.6 Hz, 3H), 2.38 (s, 3H), 2.73 (t, *J* = 7.6 Hz, 2H), 4.57 (d, *J* = 5.5 Hz, 2H), 7.05-7.10 (m, 2H), 7.16 (t, *J* = 7.8 Hz, 1H), 7.46 (t, *J* = 8.1 Hz, 1H), 7.77 (t, *J* = 7.8 Hz, 1H), 7.88 (d, *J* = 8.1 Hz, 1H), 8.01 (d, *J* = 8.1 Hz, 1H), 8.92 (br t, *J* = 5.5 Hz, 1H); ESIMS *m/e* 327 (M<sup>+</sup>+1).

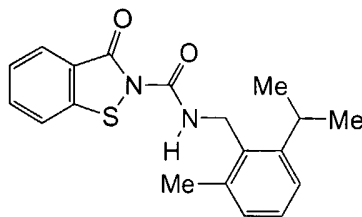
Elemental Analyses for C<sub>18</sub>H<sub>18</sub>N<sub>2</sub>O<sub>2</sub>S•0.1H<sub>2</sub>O:

Calculated: C, 65.87; H, 5.59; N, 8.54

Found: C, 65.75; H, 5.42; N, 8.48

#### Example 14

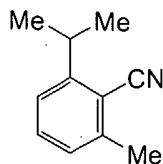
The preparation of 3-Oxo-3*H*-benzo[*d*]isothiazole-2-carboxylic acid 2-isopropyl-6-methyl-benzylamide

**6n**



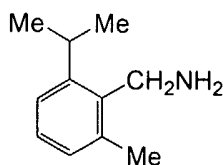
-39-

## A. The preparation of 2-isopropyl-6-methyl-benzonitrile

**2b**

CuCN (7.80 g, 87.2 mmol) was added to a stirred anhydrous DMSO (70 mL) at 60 °C to form a clear solution, then followed by the addition of *tert*-butyl nitrite (24.0 mL, 202 mmol) all at once. A solution of 2-isopropyl-6-methyl-aniline (10.0 g, 67.0 mmol) in anhydrous DMSO (30 mL) was added dropwise, via an addition funnel, to the mixture. After the addition was complete, the reaction mixture was allowed to stir for 1 hr. After being cooled to 45 °C, the mixture was slowly treated with 5N HCl (100 mL). Five minutes later, the reaction mixture was cooled to ambient temperature before it was extracted with EtOAc/hexane (1:1; 500x2 mL). The combined organic layers were washed with water (100 mL) and brine (100 mL), dried, concentrated *in vacuo*, then chromatographed on silica (0-5% EtOAc in hexane) to give 8.43 g of the crude nitrile **2b**. IR(CHCl<sub>3</sub>) 2220 cm<sup>-1</sup>; <sup>1</sup>H-NMR (CDCl<sub>3</sub>) δ 1.30 (d, *J* = 6.9 Hz, 6H), 2.54 (s, 3H), 3.38 (h, *J* = 6.9 Hz, 1H), 7.13 (d, *J* = 7.8 Hz, 1H), 7.20 (d, *J* = 7.8 Hz, 1H), 7.41 (t, *J* = 7.8 Hz, 1H); ESIMS *m/e* 160 (M<sup>+</sup>+1).

## B. The preparation of 2-isopropyl-6-methyl-benzylamine

**3b**

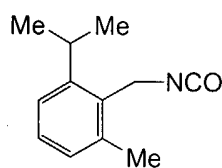
To the crude ice-cold nitrile **2b** (7.74 g, 48.6 mmol) in anhydrous Et<sub>2</sub>O (70 mL) was slowly added lithium aluminum hydride (1N in Et<sub>2</sub>O, 97.2 mL) under nitrogen. The

-40-

resultant mixture was allowed to stir at ambient temperature for 16 hr. Then the reaction mixture was cooled at 0 °C and quenched with MeOH until the gas evolution stopped. EtOAc (500 mL) and saturated aqueous Rochelle's salt were added and the two-layered mixture was stirred vigorously under nitrogen for 1 hr to give two relatively clear layers. The organic layer was separated, dried over MgSO<sub>4</sub>, filtered and concentrated, the crude oil was chromatographed on silica [20% EtOAc in hexane, then 1-2% (4.2 M Me<sub>3</sub>N in EtOH) in CHCl<sub>3</sub>]. Amine **3b** (3.78 g, yield 48%) was obtained as a brown oil.

IR(CHCl<sub>3</sub>) 3300(br) cm<sup>-1</sup>; <sup>1</sup>H-NMR (CDCl<sub>3</sub>) δ 1.16 (d, *J* = 6.8 Hz, 6H), 1.55 (br s, 2H), 2.33 (s, 3H), 3.28 (h, *J* = 6.8 Hz, 1H), 3.71 (s, 2H), 6.92-6.95 (m, 1H), 7.03-7.10 (m, 2H); ESIMS *m/e* 164 (M<sup>+</sup>+1).

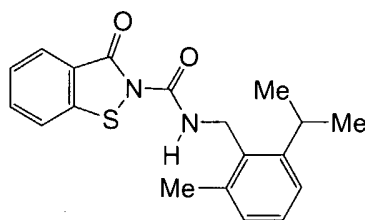
#### C. The preparation of 2-Isocyanatomethyl-1-isopropyl-3-methyl-benzene

**4b**

A solution of **3b** (956 mg, 5.85 mmol) and proton sponge (2.51 g, 11.7 mmol) in anhydrous CH<sub>2</sub>Cl<sub>2</sub> (15 mL) was added dropwise to a stirred solution of triphosgene (695 mg, 2.34 mmol) in anhydrous CH<sub>2</sub>Cl<sub>2</sub> (15 mL) at 0 °C. The resultant solution was allowed to stir at ambient temperature for 15 minutes. After dilution with CH<sub>2</sub>Cl<sub>2</sub> (30 mL), the mixture was washed with 1N HCl (15x2 mL) and water (20 mL). The organic layer was dried over Na<sub>2</sub>SO<sub>4</sub>, filtered and concentrated to give the desired isocyanate **4b** (1.03 g, 93% yield) as an oil. <sup>1</sup>H-NMR (CDCl<sub>3</sub>) δ 1.27 (t, *J* = 6.8 Hz, 6H), 2.42 (s, 3H), 3.23 (h, *J* = 6.8 Hz, 1H), 4.48 (s, 2H), 7.04-7.07 (m, 1H), 7.18-7.26 (m, 2H).

#### D. The preparation of 3-Oxo-3*H*-benzo[*d*]isothiazole-2-carboxylic acid 2-isopropyl-6-methyl-benzylamide

-41-

**6n**

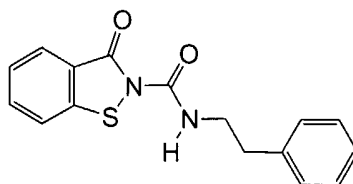
Isocyanate **4b** (273 mg, 1.44 mmol) was added to a stirred solution of benzo[*d*]isothiazol-3-one (218 mg, 1.44 mmol) in anhydrous THF (5 mL) at ambient temperature under nitrogen. The resultant mixture was heated in an oil bath at 45 °C for 4 hr. After concentration and subsequent flash chromatography on silica (CHCl<sub>3</sub>), compound **6n** was obtained as a white solid. mp 102-103 °C; IR(KBr) 3281, 1701, 1664, 1533 cm<sup>-1</sup>; <sup>1</sup>H-NMR (DMSO-*d*<sub>6</sub>) δ 1.19 (d, *J* = 6.9 Hz, 6H), 2.38 (s, 3H), 3.30 (h, *J* = 6.9 Hz, 1H), 4.60 (d, *J* = 5.1 Hz, 2H), 7.04-7.07 (m, 1H), 7.18-7.21 (m, 2H), 7.46 (t, *J* = 8.1 Hz, 1H), 7.77 (t, *J* = 7.7 Hz, 1H), 7.88 (d, *J* = 8.1 Hz, 1H), 8.01 (d, *J* = 8.1 Hz, 1H), 8.85 (br t, *J* = 5.1 Hz, 1H); ESIMS *m/e* 341 (M<sup>+</sup>+1).

Elemental Analyses for C<sub>19</sub>H<sub>20</sub>N<sub>2</sub>O<sub>2</sub>S•0.2H<sub>2</sub>O:

Calculated:	C, 66.33; H, 5.98; N, 8.14
Found:	C, 66.41; H, 5.75; N, 8.17

### Example 15

The preparation of 3-Oxo-3*H*-benzo[*d*]isothiazole-2-carboxylic acid phenethylamide

**6o**

Following the synthetic procedure of **6n** as described in Example 14, compound **6o** (82% yield) was prepared as a white solid. mp 153-155 °C; IR(KBr) 3282, 1687, 1658 cm<sup>-1</sup>; <sup>1</sup>H-NMR (DMSO-*d*<sub>6</sub>) δ 2.86 (t, *J* = 7.2 Hz, 2H), 3.54-3.60 (m, 2H), 7.19-7.33 (m, 5H),

-42-

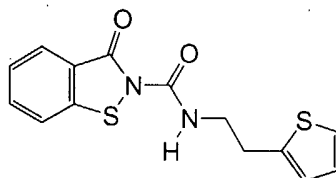
7.45-7.49 (m, 1H), 7.77 (t,  $J = 8.2$  Hz, 1H), 7.92 (d,  $J = 8.2$  Hz, 1H), 8.00 (d,  $J = 8.2$  Hz, 1H), 8.87 (br t,  $J = 5.7$  Hz, 1H); ESIMS  $m/e$  299 ( $M^+ + 1$ ).

Elemental Analyses for  $C_{16}H_{14}N_2O_2S \cdot 0.1H_2O$ :

Calculated: C, 64.02; H, 4.77; N, 9.33  
Found: C, 63.90; H, 4.73; N, 9.35

### Example 16

The preparation of 3-Oxo-3*H*-benzo[*d*]isothiazole-2-carboxylic acid (2-thiophen-2-yl-ethyl)-amide



**6p**

Following the synthetic procedure of **6a** as described in Example 1, compound **6p** (46% yield) was prepared as a white solid. IR( $CHCl_3$ ) 3282, 1709, 1665, 1536  $cm^{-1}$ ;  $^1H$ -NMR (DMSO- $d_6$ )  $\delta$  3.08 (t,  $J = 7.0$  Hz, 2H), 3.55-3.61 (m, 2H), 6.92-6.97 (m, 2H), 7.34 (d,  $J = 5.0$  Hz, 1H), 7.47 (t,  $J = 7.6$  Hz, 1H), 7.78 (t,  $J = 7.8$  Hz, 1H), 7.93 (d,  $J = 7.8$  Hz, 1H), 8.01 (d,  $J = 8.0$  Hz, 1H), 8.95 (br t,  $J = 5.5$  Hz, 1H); ESIMS  $m/e$  305 ( $M^+ + 1$ ).

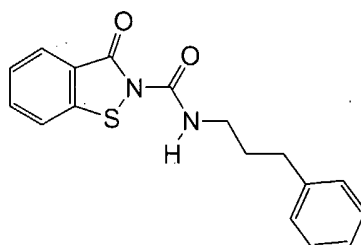
Elemental Analyses for  $C_{14}H_{12}N_2O_2S_2 \cdot 0.1H_2O$ :

Calculated: C, 54.92; H, 4.02; N, 9.15  
Found: C, 54.70; H, 3.87; N, 9.13

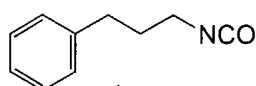
-43-

## Example 17

The preparation of 3-Oxo-3*H*-benzo[*d*]isothiazole-2-carboxylic acid (3-phenyl-propyl)-amide

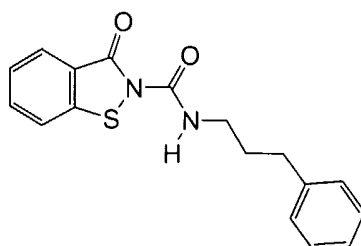
**6q**

A. The preparation of (3-Isocyanato-propyl)-benzene

**4b'**

A solution of 3-phenylpropylamine (345 mg, 2.53 mmol) and proton sponge (1.09 g, 5.10 mmol) in anhydrous  $\text{CH}_2\text{Cl}_2$  (5 mL) was added dropwise to a stirred solution of triphosgene (302 mg, 1.02 mmol) in anhydrous  $\text{CH}_2\text{Cl}_2$  (5 mL) at 0 °C. The resultant solution was allowed to stir at ambient temperature for 15 minutes. After dilution with  $\text{CH}_2\text{Cl}_2$  (30 mL), the mixture was washed with 1N HCl (10x2 mL) and water (10 mL). The organic layer was dried over  $\text{Na}_2\text{SO}_4$ , filtered and concentrated to give the desired isocyanate **4b'** (318 mg, 77% yield) as oil.  $^1\text{H-NMR}$  ( $\text{CDCl}_3$ )  $\delta$  1.57-1.98 (m, 2H), 2.70-2.75 (m, 2H), 3.29-3.34 (m, 2H), 7.17-7.34 (m, 5H).

B. The preparation of 3-Oxo-3*H*-benzo[*d*]isothiazole-2-carboxylic acid (3-phenyl-propyl)-amide



-44-

**6q**

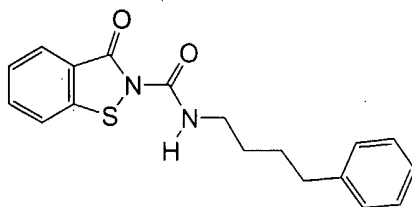
Isocyanate **4b'** (318 mg, 1.97 mmol) was added to a stirred solution of benzo[*d*]isothiazol-3-one (298 mg, 1.97 mmol) in anhydrous THF (5 mL) at ambient temperature under nitrogen. The resultant mixture was heated in an oil bath at 45 °C for 3 hr. After concentration and subsequent flash chromatography on silica (CHCl<sub>3</sub>), **6q** (271 mg, 44% yield) was obtained as a white solid. mp 109-111 °C; IR(KBr) 3281, 1720, 1706, 1647, 1526 cm<sup>-1</sup>; <sup>1</sup>H-NMR (DMSO-*d*<sub>6</sub>) δ 1.82-1.90 (m, 2H), 2.63 (t, *J* = 7.6 Hz, 2H), 3.30-3.38 (m, 2H), 7.13-7.30 (m, 5H), 7.48 (t, *J* = 7.6 Hz, 1H), 7.78 (t, *J* = 7.6 Hz, 1H), 7.94 (d, *J* = 7.8 Hz, 1H), 8.01 (d, *J* = 8.2 Hz, 1H), 8.89 (br t, *J* = 5.7 Hz, 1H); ESIMS *m/e* 313 (M<sup>+</sup>+1).

Elemental Analyses for C<sub>17</sub>H<sub>16</sub>N<sub>2</sub>O<sub>2</sub>S•0.2H<sub>2</sub>O:

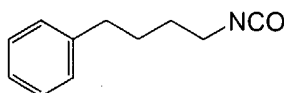
Calculated:	C, 64.62; H, 5.23; N, 8.87
Found:	C, 64.52; H, 4.96; N, 8.77

## Example 18

The preparation of 3-Oxo-3*H*-benzo[*d*]isothiazole-2-carboxylic acid (4-phenyl-butyl)-amide

**6r**

A. The preparation of (4-Isocyanato-butyl)-benzene

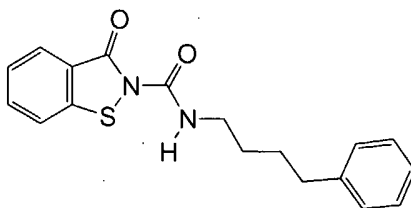
**4c'**

Following the synthetic procedure of **4b'** as described in Example 17, isocyanate **4c'** (84% yield) was synthesized from 4-(phenyl)butylamine as an oil. <sup>1</sup>H-NMR (CDCl<sub>3</sub>) δ

-45-

1.61-1.78 (m, 4H), 2.66 (t,  $J = 7.5$  Hz, 2H), 3.32 (t,  $J = 6.5$  Hz, 2H), 7.17-7.23 (m, 3H), 7.26-7.32 (m, 2H).

B. The preparation of 3-Oxo-3*H*-benzo[*d*]isothiazole-2-carboxylic acid (4-phenyl-butyl)-amide

**6r**

Following the synthetic procedure of **6q** as described in Example 17, compound **6r** (49% yield) was synthesized from benzo[*d*]isothiazol-3-one and **4c'** as a white solid. mp 119-120 °C; IR(KBr) 3275, 1704, 1690, 1661  $\text{cm}^{-1}$ ;  $^1\text{H-NMR}$  (DMSO- $d_6$ )  $\delta$  1.52-1.65 (m, 4H), 2.60 (t,  $J = 7.0$  Hz, 2H), 3.30-3.37 (m, 2H), 7.12-7.30 (m, 5H), 7.48 (t,  $J = 7.6$  Hz, 1H), 7.77 (t,  $J = 7.6$  Hz, 1H), 7.92 (d,  $J = 7.8$  Hz, 1H), 8.00 (d,  $J = 8.2$  Hz, 1H), 8.82-8.90 (m, 1H); ESIMS  $m/e$  327 ( $\text{M}^+ + 1$ ).

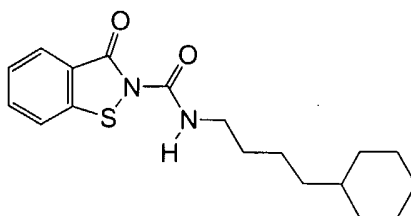
Elemental Analyses for  $\text{C}_{18}\text{H}_{18}\text{N}_2\text{O}_2\text{S} \cdot 0.1\text{H}_2\text{O}$ :

Calculated: C, 65.87; H, 5.59; N, 8.54

Found: C, 65.70; H, 5.28; N, 8.53

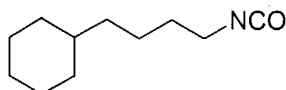
### Example 19

The preparation of 3-Oxo-3*H*-benzo[*d*]isothiazole-2-carboxylic acid (4-cyclohexyl-butyl)-amide

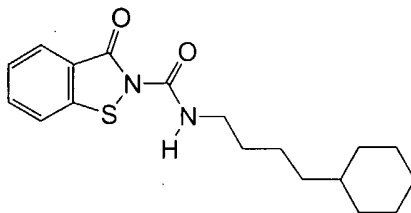
**6s**

-46-

## A. The preparation of (4-Isocyanato-butyl)-cyclohexane

**4d'**

Following the synthetic procedure of **4b'** as described in Example 17, isocyanate **4d'** (91% yield) was synthesized from 4-(cyclohexyl)butylamine as an oil.  $^1\text{H-NMR}$  ( $\text{CDCl}_3$ )  $\delta$  0.80-0.95 (m, 2H), 1.10-1.30 (m, 6H), 1.32-1.45 (m, 2H), 1.52-1.75 (m, 7H), 3.28 (t,  $J = 6.6$  Hz, 2H).

B. The preparation of 3-Oxo-3H-benzo[*d*]isothiazole-2-carboxylic acid (4-cyclohexyl-butyl)-amide**6s**

Following the synthetic procedure of **6q** as described in Example 17, compound **6s** (36% yield) was synthesized from benzo[*d*]isothiazol-3-one and **4d'** as a white solid. mp 76-78  $^{\circ}\text{C}$ ; IR(KBr) 3289, 1711, 1662, 1539  $\text{cm}^{-1}$ ;  $^1\text{H-NMR}$  ( $\text{DMSO-d}_6$ )  $\delta$  0.75-0.90 (m, 2H), 1.05-1.37 (m, 8H), 1.45-1.72 (m, 7H), 3.30 (t,  $J = 6.7$  Hz, 2H), 7.48 (t,  $J = 7.6$  Hz, 1H), 7.78 (t,  $J = 7.6$  Hz, 1H), 7.93 (d,  $J = 7.8$  Hz, 1H), 8.00 (d,  $J = 8.2$  Hz, 1H), 8.82-8.86 (m, 1H); ESIMS  $m/e$  333 ( $\text{M}^+ + 1$ ).

Elemental Analyses for  $\text{C}_{18}\text{H}_{24}\text{N}_2\text{O}_2\text{S}$ :

Calculated: C, 65.03; H, 7.28; N, 8.43

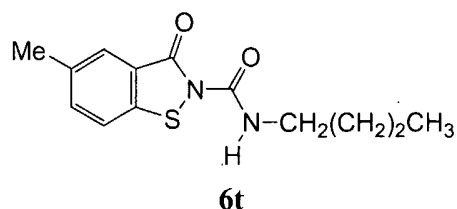
Found: C, 64.87; H, 7.20; N, 8.37



-47-

## Example 20

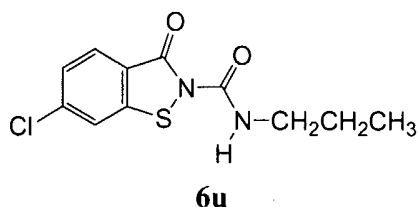
The preparation of 5-Methyl-3-oxo-3*H*-benzo[*d*]isothiazole-2-carboxylic acid butylamide



Following the synthetic procedure of **6a** as described in Example 1, compound **6t** (98% yield) was synthesized from 5-methyl-benzo[*d*]isothiazol-3-one and *n*-butyl isocyanate as a white solid. IR(KBr) 3268, 1708, 1650, 1534  $\text{cm}^{-1}$ ;  $^1\text{H-NMR}$  ( $\text{CDCl}_3$ )  $\delta$  0.96 (t,  $J = 7.3$  Hz, 3H), 1.38-1.48 (m, 2H), 1.60-1.67 (m, 2H), 2.46 (s, 3H), 3.41-3.47 (t, 2H), 7.46 (d,  $J = 7.8$  Hz, 1H), 7.51 (d,  $J = 7.8$  Hz, 1H), 7.80 (s, 1H), 8.88 (br s, 1H); ESIMS  $m/e$  265 ( $\text{M}^+ + 1$ ).

## Example 21

The preparation of 6-Chloro-3-oxo-3*H*-benzo[*d*]isothiazole-2-carboxylic acid propylamide



Following the synthetic procedure of **6a** as described in Example 1, compound **6u** (96% yield) was synthesized from 6-chloro-benzo[*d*]isothiazol-3-one and *n*-propyl isocyanate as a white solid. IR(KBr) 3294, 1709, 1635, 1520  $\text{cm}^{-1}$ ;  $^1\text{H-NMR}$  ( $\text{CDCl}_3$ )  $\delta$  1.00 (t,  $J = 7.3$  Hz, 3H), 1.61-1.71 (m, 2H), 3.38-3.44 (m, 2H), 7.38 (d,  $J = 8.8$  Hz, 1H), 7.58 (s, 1H), 7.93 (d,  $J = 8.8$  Hz, 1H), 8.79 (br s, 1H); ESIMS  $m/e$  271 and 273 ( $\text{M}^+ + 1$ ,  $^{35}\text{Cl}$  and  $^{37}\text{Cl}$ ).

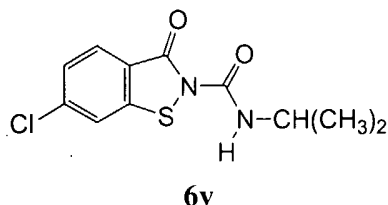
Elemental Analyses for  $\text{C}_{11}\text{H}_{11}\text{ClN}_2\text{O}_2\text{S}$ :

Calculated:	C, 48.80; H, 4.10; N, 10.35
Found:	C, 48.41; H, 3.85; N, 10.07

-48-

## Example 22

The preparation of 6-Chloro-3-oxo-3*H*-benzo[*d*]isothiazole-2-carboxylic acid isopropylamide



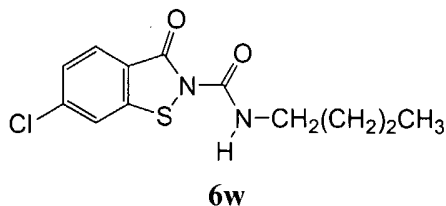
Following the synthetic procedure of **6a** as described in Example 1, compound **6v** (98% yield) was synthesized from 6-chloro-benzo[*d*]isothiazol-3-one and *iso*-propyl isocyanate as a white solid. IR(CHCl<sub>3</sub>) 3294, 1712, 1533 cm<sup>-1</sup>; <sup>1</sup>H-NMR (CDCl<sub>3</sub>) δ 1.29 (d, *J* = 6.8 Hz, 6H), 4.12 (hep, *J* = 6.8 Hz, 1H), 7.38 (d, *J* = 8.3 Hz, 1H), 7.58 (s, 1H), 7.92 (d, *J* = 8.2 Hz, 1H), 8.65 (br s, 1H); ESIMS *m/e* 271 and 273 (M<sup>+</sup>+1, <sup>35</sup>Cl and <sup>37</sup>Cl).

Elemental Analyses for C<sub>11</sub>H<sub>11</sub>ClN<sub>2</sub>O<sub>2</sub>S:

Calculated:	C, 48.80; H, 4.10; N, 10.35
Found:	C, 48.71; H, 3.92; N, 10.01

## Example 23

The preparation of 6-Chloro-3-oxo-3*H*-benzo[*d*]isothiazole-2-carboxylic acid butylamide



Following the synthetic procedure of **6a** as described in Example 1, compound **6w** (90% yield) was synthesized from 6-chloro-benzo[*d*]isothiazol-3-one and *n*-butyl isocyanate as a white solid. IR(CHCl<sub>3</sub>) 3294, 1713, 1540 cm<sup>-1</sup>; <sup>1</sup>H-NMR (DMSO-*d*<sub>6</sub>) δ 0.89 (t, *J* = 7.3 Hz, 3H), 1.26-1.37 (m, 2H), 1.47-1.55 (m, 2H), 3.28-3.34 (m, 2H), 7.50 (d, *J* = 8.3 Hz, 1H), 7.91 (d, *J* = 8.3 Hz, 1H), 8.14 (s, 1H), 8.76 (t, *J* = 5.6 Hz, 1H); ESIMS *m/e* 284 and 286 (M<sup>+</sup>+1, <sup>35</sup>Cl and <sup>37</sup>Cl).

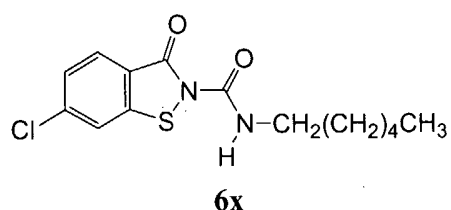
Elemental Analyses for C<sub>12</sub>H<sub>13</sub>ClN<sub>2</sub>O<sub>2</sub>S:

-49-

Calculated: C, 50.61; H, 4.60; N, 9.84

Found: C, 50.70; H, 4.54; N, 9.78

## Example 24

The preparation of 6-Chloro-3-oxo-3*H*-benzo[*d*]isothiazole-2-carboxylic acid hexylamide

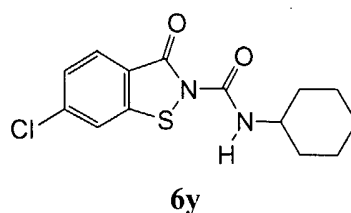
Following the synthetic procedure of **6a** as described in Example 1, compound **6x** (91% yield) was synthesized from 6-chloro-benzo[*d*]isothiazol-3-one and *n*-hexyl isocyanate as a white solid. IR(CHCl<sub>3</sub>) 3298, 1713, 1539 cm<sup>-1</sup>; <sup>1</sup>H-NMR (CDCl<sub>3</sub>) δ 0.89 (t, *J* = 6.8 Hz, 3H), 1.28-1.43 (m, 6H), 1.60-1.68 (m, 2H), 3.40-3.46 (m, 2H), 7.38 (d, *J* = 8.8 Hz, 1H), 7.58 (s, 1H), 7.93 (d, *J* = 8.8 Hz, 1H), 8.77 (s, 1H); ESIMS *m/e* 313 and 315 (M<sup>+</sup>+1, <sup>35</sup>Cl and <sup>37</sup>Cl).

Elemental Analyses for C<sub>14</sub>H<sub>17</sub>ClN<sub>2</sub>O<sub>2</sub>S:

Calculated: C, 53.75; H, 5.48; N, 8.96

Found: C, 53.67; H, 5.50; N, 8.80

## Example 25

The preparation of 6-Chloro-3-oxo-3*H*-benzo[*d*]isothiazole-2-carboxylic acid cyclohexylamide

-50-

Following the synthetic procedure of **6a** as described in Example 1, compound **6y** (84% yield) was synthesized from 6-chloro-benzo[*d*]isothiazol-3-one and cyclohexyl isocyanate as a white solid. IR(CHCl<sub>3</sub>) 3289, 1711, 1533 cm<sup>-1</sup>; <sup>1</sup>H-NMR (CDCl<sub>3</sub>) δ 1.20-1.48 (m, 5H), 1.58-1.68 (m, 1H), 1.70-1.80 (m, 2H), 1.92-2.05 (m, 2H), 3.80-3.92 (m, 1H), 7.38 (d, *J* = 8.3 Hz, 1H), 7.58 (s, 1H), 7.92 (d, *J* = 8.3 Hz, 1H), 8.75 (d, *J* = 7.8 Hz, 1H); ESIMS *m/e* 311 and 313 (M<sup>+</sup>+1, <sup>35</sup>Cl and <sup>37</sup>Cl).

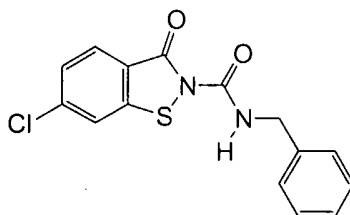
Elemental Analyses for C<sub>14</sub>H<sub>15</sub>ClN<sub>2</sub>O<sub>2</sub>S•0.1H<sub>2</sub>O:

Calculated: C, 53.79; H, 4.90; N, 8.96

Found: C, 53.60; H, 4.64; N, 8.77

#### Example 26

The preparation of 6-Chloro-3-oxo-3*H*-benzo[*d*]isothiazole-2-carboxylic acid benzylamide



**6z**

Following the synthetic procedure of **6a** as described in Example 1, compound **6z** (95% yield) was synthesized from 6-chloro-benzo[*d*]isothiazol-3-one and benzyl isocyanate as a white solid. IR(CHCl<sub>3</sub>) 3289, 1713, 1536 cm<sup>-1</sup>; <sup>1</sup>H-NMR (CDCl<sub>3</sub>) δ 4.63 (d, *J* = 5.8 Hz, 2H), 7.22-7.40 (m, 6H), 7.58 (s, 1H), 7.92 (d, *J* = 8.8 Hz, 1H), 9.15 (br s, 1H); ESIMS *m/e* 319 and 321 (M<sup>+</sup>+1, <sup>35</sup>Cl and <sup>37</sup>Cl).

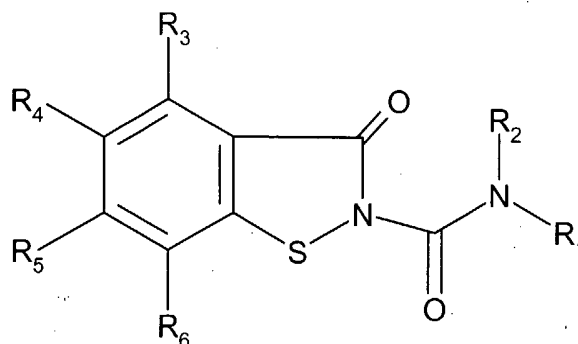
Elemental Analyses for C<sub>15</sub>H<sub>11</sub>ClN<sub>2</sub>O<sub>2</sub>S:

Calculated: C, 56.52; H, 3.48; N, 8.79

Found: C, 56.38; H, 3.21; N, 8.73

WE CLAIM:

1. A benzisothiazole-3(2H)-one compound of formula (I)



(I)

wherein;

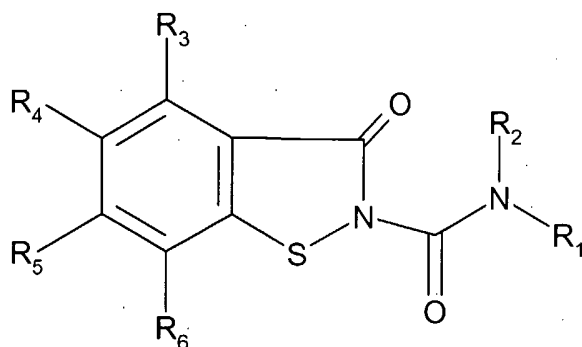
R<sub>1</sub> is the group (C<sub>5</sub>-C<sub>12</sub>)alkyl, (C<sub>4</sub>-C<sub>12</sub>)haloalkyl, (C<sub>4</sub>-C<sub>12</sub>)alkenyl, (C<sub>4</sub>-C<sub>12</sub>)alkynyl, (C<sub>1</sub>-C<sub>8</sub>)alkylcycloalkyl, (C<sub>3</sub>-C<sub>8</sub>)cycloalkyl, (C<sub>1</sub>-C<sub>12</sub>)alkylheterocyclic radical or aryl wherein the aryl or heterocyclic group is optionally substituted with one 1 to 3 groups independently selected from (C<sub>1</sub>-C<sub>12</sub>)alkyl, (C<sub>2</sub>-C<sub>12</sub>)alkenyl, (C<sub>1</sub>-C<sub>12</sub>)alkoxy, (C<sub>1</sub>-C<sub>8</sub>)alkylcycloalkyl, halo, and (C<sub>1</sub>-C<sub>12</sub>)haloalkyl;

R<sub>2</sub> is hydrogen;

R<sub>3</sub>, R<sub>4</sub>, R<sub>5</sub>, and R<sub>6</sub>, are each independently selected from hydrogen, (C<sub>2</sub>-C<sub>12</sub>)alkyl, (C<sub>1</sub>-C<sub>12</sub>)haloalkyl, (C<sub>1</sub>-C<sub>12</sub>)alkoxyalkyl, (C<sub>1</sub>-C<sub>10</sub>)thioalkyl, hydroxy, (C<sub>2</sub>-C<sub>12</sub>)alkenyl, (C<sub>2</sub>-C<sub>12</sub>)alkynyl, (C<sub>1</sub>-C<sub>12</sub>)alkylaryl, (C<sub>1</sub>-C<sub>12</sub>)alkylcycloalkyl, (C<sub>1</sub>-C<sub>12</sub>)alkylheterocyclic, C(O)C<sub>1</sub>-C<sub>6</sub> alkyl, C(O)OC<sub>1</sub>-C<sub>6</sub>alkyl, phenyl or aryl; wherein each of alkyl, alkenyl, phenyl or aryl groups may be optionally substituted with one to three substituents selected from halo, amino, halo, C<sub>1</sub>-C<sub>6</sub> alkyl, (C<sub>2</sub>-C<sub>6</sub>)alkenyl, (C<sub>1</sub>-C<sub>6</sub>)haloalkyl; or a pharmaceutically acceptable salt, solvate or isomer thereof.

2. Use of a compound of a benzisothiazole-3(2H)-one compound of formula (I), or a pharmaceutically acceptable salt, solvate or prodrug thereof:

-52-



(I)

wherein;

$R_1$  is the group (C<sub>5</sub>-C<sub>12</sub>)alkyl, (C<sub>4</sub>-C<sub>12</sub>)haloalkyl, (C<sub>4</sub>-C<sub>12</sub>)alkenyl, (C<sub>4</sub>-C<sub>12</sub>)alkynyl, (C<sub>1</sub>-C<sub>8</sub>)alkylcycloalkyl, (C<sub>3</sub>-C<sub>8</sub>)cycloalkyl, (C<sub>1</sub>-C<sub>12</sub>)alkylheterocyclic radical or aryl wherein the aryl or heterocyclic group is optionally substituted with one to three groups independently selected from (C<sub>1</sub>-C<sub>12</sub>)alkyl, (C<sub>2</sub>-C<sub>12</sub>)alkenyl, (C<sub>1</sub>-C<sub>12</sub>)alkoxy, (C<sub>1</sub>-C<sub>8</sub>)alkylcycloalkyl, halo, and (C<sub>1</sub>-C<sub>12</sub>)haloalkyl;

$R_2$  is hydrogen;

$R_3$ ,  $R_4$ ,  $R_5$ , and  $R_6$ , are each independently selected from hydrogen, (C<sub>2</sub>-C<sub>12</sub>)alkyl, (C<sub>1</sub>-C<sub>12</sub>)haloalkyl, (C<sub>1</sub>-C<sub>12</sub>)alkoxyalkyl, (C<sub>1</sub>-C<sub>10</sub>)thioalkyl, hydroxy, (C<sub>2</sub>-C<sub>12</sub>)alkenyl, (C<sub>2</sub>-C<sub>12</sub>)alkynyl, (C<sub>1</sub>-C<sub>12</sub>)alkylaryl, (C<sub>1</sub>-C<sub>12</sub>)alkylcycloalkyl, (C<sub>1</sub>-C<sub>12</sub>)alkylheterocyclic, C(O)C<sub>1</sub>-C<sub>6</sub> alkyl, C(O)OC<sub>1</sub>-C<sub>6</sub>alkyl, phenyl or aryl; wherein each of alkyl, alkenyl, phenyl or aryl groups may be optionally substituted with one to three substituents selected from halo, amino, halo, C<sub>1</sub>-C<sub>6</sub> alkyl, (C<sub>2</sub>-C<sub>6</sub>)alkenyl, (C<sub>1</sub>-C<sub>6</sub>)haloalkyl; or a pharmaceutically acceptable salt, solvate or isomer thereof, for the treatment and/or prevention of hepatic lipase and/or endothelial lipase mediated activities.

3. A compound according to Claim 1 wherein  $R_1$ , is (C<sub>5</sub>-C<sub>8</sub>)alkyl, (C<sub>4</sub>-C<sub>6</sub>)alkenyl, -O-(C<sub>1</sub>-C<sub>3</sub> alkyl), (C<sub>3</sub>-C<sub>4</sub>)alkylcycloalkyl, -CF<sub>3</sub>, or aryl.

4. A compound according to Claim 1 wherein  $R_1$ , is benzyl substituted with 0, 1 or 2 substituents selected from (C<sub>1</sub>-C<sub>6</sub>)alkyl, (C<sub>2</sub>-C<sub>4</sub>)alkenyl, -O-(C<sub>1</sub>-C<sub>3</sub> alkyl), (C<sub>1</sub>-C<sub>4</sub>)alkylcycloalkyl, and -CF<sub>3</sub>,

5. A compound of Claim I wherein R<sub>3</sub>, R<sub>4</sub>, R<sub>5</sub> and R<sub>6</sub> are independently selected from the group consisting of (C<sub>1</sub>-C<sub>4</sub>)alkyl, (C<sub>2</sub>-C<sub>4</sub>)alkenyl, -O-(C<sub>1</sub>-C<sub>3</sub> alkyl), -S-(C<sub>1</sub>-C<sub>3</sub> alkyl), (C<sub>5</sub>-C<sub>12</sub>)cycloalkyl, COOH, C(O)(C<sub>1</sub>-C<sub>3</sub> alkyl), C(O)O(C<sub>1</sub>-C<sub>3</sub> alkyl), -CF<sub>3</sub>, and halo.

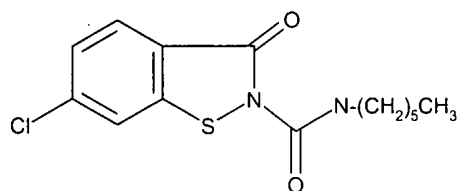
6. The compound of Claim I wherein R<sub>5</sub> is the group represented by COOH, C(O)(C<sub>1</sub>-C<sub>3</sub> alkyl), C(O)O(C<sub>1</sub>-C<sub>3</sub> alkyl), chloro, bromo or CF<sub>3</sub>.

7. A compound of formula (I) selected from the group consisting of:  
3-Oxo-3*H*-benzo[*d*]isothiazole-2-carboxylic acid ethylamide;  
3-Oxo-3*H*-benzo[*d*]isothiazole-2-carboxylic acid propylamide;  
3-Oxo-3*H*-benzo[*d*]isothiazole-2-carboxylic acid allylamide;  
3-Oxo-3*H*-benzo[*d*]isothiazole-2-carboxylic acid pentylamide;  
3-Oxo-3*H*-benzo[*d*]isothiazole-2-carboxylic acid hexylamide;  
3-Oxo-3*H*-benzo[*d*]isothiazole-2-carboxylic acid (5-methyl-hexyl)-amide;  
3-Oxo-3*H*-benzo[*d*]isothiazole-2-carboxylic acid dodecylamide;  
3-Oxo-3*H*-benzo[*d*]isothiazole-2-carboxylic acid cyclohexylamide;  
3-Oxo-3*H*-benzo[*d*]isothiazole-2-carboxylic acid benzylamide;  
3-Oxo-3*H*-benzo[*d*]isothiazole-2-carboxylic acid 2-methyl-benzylamide;  
3-Oxo-3*H*-benzo[*d*]isothiazole-2-carboxylic acid 3-methyl-benzylamide;  
3-Oxo-3*H*-benzo[*d*]isothiazole-2-carboxylic acid 4-methyl-benzylamide;  
3-Oxo-3*H*-benzo[*d*]isothiazole-2-carboxylic acid 2-ethyl-6-methyl-benzylamide;  
3-Oxo-3*H*-benzo[*d*]isothiazole-2-carboxylic acid 2-isopropyl-6-methyl-benzylamide;  
3-Oxo-3*H*-benzo[*d*]isothiazole-2-carboxylic acid phenethylamide;  
3-Oxo-3*H*-benzo[*d*]isothiazole-2-carboxylic acid (2-thiophen-2-yl-ethyl)-amide;  
3-Oxo-3*H*-benzo[*d*]isothiazole-2-carboxylic acid (3-phenyl-propyl)-amide;  
3-Oxo-3*H*-benzo[*d*]isothiazole-2-carboxylic acid (4-phenyl-butyl)-amide;  
3-Oxo-3*H*-benzo[*d*]isothiazole-2-carboxylic acid (4-cyclohexyl-butyl)-amide;  
5-Methyl-3-oxo-3*H*-benzo[*d*]isothiazole-2-carboxylic acid butylamide;

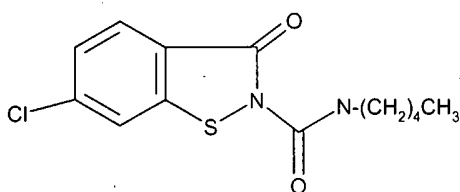
-54-

6-Chloro-3-oxo-3*H*-benzo[*d*]isothiazole-2-carboxylic acid propylamide;  
6-Chloro-3-oxo-3*H*-benzo[*d*]isothiazole-2-carboxylic acid isopropylamide;  
6-Chloro-3-oxo-3*H*-benzo[*d*]isothiazole-2-carboxylic acid butylamide;  
6-Chloro-3-oxo-3*H*-benzo[*d*]isothiazole-2-carboxylic acid hexylamide;  
6-Chloro-3-oxo-3*H*-benzo[*d*]isothiazole-2-carboxylic acid cyclohexylamide; and  
6-Chloro-3-oxo-3*H*-benzo[*d*]isothiazole-2-carboxylic acid benzylamide.

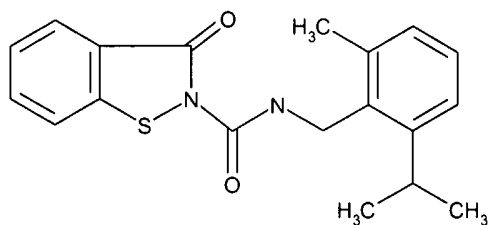
8. A benzisothiazole-3(2*H*)-one compound represented by the formulae (C1), (C2), (C3), or (C4):



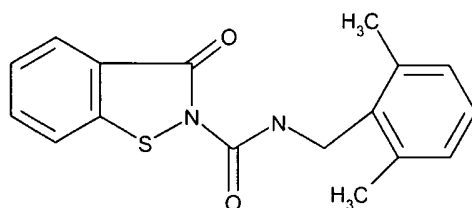
(C1),



(C2),



(C3),





-55-

(C4).

9. A pharmaceutical formulation comprising a benzisothiazole-3(2H)-one compound of formula I together with a pharmaceutically acceptable carrier or diluent.

10. A method of inhibiting hepatic lipase and/or endothelial lipase activity using a therapeutically effective amount of benzisothiazole-3(2H)-one compound of formula I.

11. A method of treating a mammal to alleviate the pathological effects of elevated hepatic lipase and/or endothelial lipase activity; comprising administering to said mammal a therapeutically effective amount of a benzisothiazole-3(2H)-one compound according to Claim 1.

12. A pharmaceutical formulation containing a therapeutically effective amount of the compound of formula I useful for the treatment and/or amelioration of the effect of elevated hepatic lipase and/or endothelial lipase activity.

13. Use of a compound of formula I for the treatment and/or prevention of low HDL levels associated with elevated hepatic lipase and/or endothelial lipase activity

14. Use of a pharmaceutical composition comprising a therapeutically effective amount of a hepatic lipase and/or endothelial lipase inhibitor compound according to Claim 1 and mixtures thereof for the manufacture of a medicament for the treatment of disease mediated by hepatic lipase and/or endothelial lipase activity.

15. Use of a benzisothiazole-3(2H)-one compound of formula I for the manufacture of a medicament for the treatment or prevention of hepatic lipase and/or endothelial lipase mediated disease comprising administering a therapeutically effective amount of a benzisothiazole-3(2H)-one compound of formula (I), or a

pharmaceutically acceptable salt, solvate or prodrug thereof:

## INTERNATIONAL SEARCH REPORT

International Application No  
PCT/US2004/006094

## A. CLASSIFICATION OF SUBJECT MATTER

IPC 7 C07D275/04 C07D409/12 A61K31/428 A61P3/00

According to International Patent Classification (IPC) or to both national classification and IPC

## B. FIELDS SEARCHED

Minimum documentation searched (classification system followed by classification symbols)

IPC 7 C07D

Documentation searched other than minimum documentation to the extent that such documents are included in the fields searched

Electronic data base consulted during the international search (name of data base and, where practical, search terms used)

EPO-Internal, WPI Data, PAJ, BEILSTEIN Data, CHEM ABS Data

## C. DOCUMENTS CONSIDERED TO BE RELEVANT

Category °	Citation of document, with indication, where appropriate, of the relevant passages	Relevant to claim No.
X	JP 48 029134 B (HOKKO CHEMICAL INDUSTRY CO. LTD) 7 September 1973 (1973-09-07) compounds 3-5,8 in columns 3-6 and table 1, claim 1	1,3-7
X	US 3 517 022 A (LAW ANDREW B ET AL) 23 June 1970 (1970-06-23) column 7, line 47 - line 55; claims 1-5,7,9; examples 2-5,7	1,3-7
A	US 5 856 503 A (MAERKI HANS-PETER ET AL) 5 January 1999 (1999-01-05) column 17, line 54 - line 61; claims; example 12	1-15
	----- -/--	

 Further documents are listed in the continuation of box C. Patent family members are listed in annex.

° Special categories of cited documents:

- \*A\* document defining the general state of the art which is not considered to be of particular relevance
- \*E\* earlier document but published on or after the international filing date
- \*L\* document which may throw doubts on priority claim(s) or which is cited to establish the publication date of another citation or other special reason (as specified)
- \*O\* document referring to an oral disclosure, use, exhibition or other means
- \*P\* document published prior to the international filing date but later than the priority date claimed

- \*T\* later document published after the international filing date or priority date and not in conflict with the application but cited to understand the principle or theory underlying the invention
- \*X\* document of particular relevance; the claimed invention cannot be considered novel or cannot be considered to involve an inventive step when the document is taken alone
- \*Y\* document of particular relevance; the claimed invention cannot be considered to involve an inventive step when the document is combined with one or more other such documents, such combination being obvious to a person skilled in the art.
- \*G\* document member of the same patent family

Date of the actual completion of the international search

9 August 2004

Date of mailing of the international search report

17/08/2004

Name and mailing address of the ISA

European Patent Office, P.B. 5818 Patentlaan 2  
NL - 2280 HV Rijswijk  
Tel. (+31-70) 340-2040, Tx. 31 651 epo nl,  
Fax: (+31-70) 340-3016

Authorized officer

Hanisch, I

## INTERNATIONAL SEARCH REPORT

International Application No  
PCT/US2004/006094

C.(Continuation) DOCUMENTS CONSIDERED TO BE RELEVANT		
Category °	Citation of document, with indication, where appropriate, of the relevant passages	Relevant to claim No.
A	WO 96/39384 A (TREADWAY JUDITH L ; HULIN BERNARD (US); HOOVER DENNIS J (US); PFIZER ( ) 12 December 1996 (1996-12-12) page 5, line 11 - line 14; claims -----	1-15
A	EP 0 506 532 A (LIPHA) 30 September 1992 (1992-09-30) page 2, line 1 - line 3; claims; compound 7 -----	1-15
A	US 5 998 463 A (HULIN BERNARD ET AL) 7 December 1999 (1999-12-07) column 1, line 7 - line 16; claims 1,9,12,16,20 -----	1-15

## INTERNATIONAL SEARCH REPORT

Information on patent family members

International Application No

PCT/US2004/006094

Patent document cited in search report		Publication date	Patent family member(s)	Publication date
JP 48029134	B	07-09-1973	NONE	
US 3517022	A	23-06-1970	NONE	
US 5856503	A	05-01-1999	BR 9605906 A CA 2190708 A1 CN 1161328 A ,B EP 0778271 A2 JP 9176123 A TR 970475 A2	18-08-1998 09-06-1997 08-10-1997 11-06-1997 08-07-1997 21-06-1997
WO 9639384	A	12-12-1996	CA 2224062 A1 WO 9639384 A1 AP 623 A AT 206702 T AU 701465 B2 AU 5462696 A BG 100547 A BR 9602542 A CA 2342471 A1 CN 1142492 A CN 1140709 A ,B CZ 9601573 A3 DE 69523182 D1 DE 69523182 T2 DK 832065 T3 EP 0832065 A1 FI 974436 A HR 960244 A1 HU 9601475 A2 JP 10511687 T JP 3314938 B2 KR 191992 B1 LV 11613 A LV 11613 B MA 23866 A1 NO 961664 A NO 990405 A NZ 286460 A OA 10581 A PL 314561 A1 RU 2143424 C1 SG 44947 A1 SI 9600177 A SK 69996 A3 TR 961048 A2 US 6107329 A	12-12-1996 12-12-1996 19-12-1997 15-10-2001 28-01-1999 19-12-1996 31-12-1996 27-10-1998 12-12-1996 12-02-1997 22-01-1997 12-03-1997 15-11-2001 07-02-2002 19-11-2001 01-04-1998 27-01-1998 31-12-1997 28-09-1998 10-11-1998 19-08-2002 15-06-1999 20-12-1996 20-04-1997 31-12-1996 09-12-1996 28-01-1999 24-09-1998 28-08-2002 09-12-1996 27-12-1999 19-12-1997 28-02-1997 06-08-1997 21-12-1996 22-08-2000
EP 0506532	A	30-09-1992	FR 2674522 A1 AT 111078 T AU 658609 B2 AU 1309492 A CA 2063170 A1 CS 9200895 A3 DE 69200378 D1 DE 69200378 T2 DK 506532 T3 EP 0506532 A1	02-10-1992 15-09-1994 27-04-1995 01-10-1992 27-09-1992 14-10-1992 13-10-1994 09-03-1995 20-02-1995 30-09-1992

# INTERNATIONAL SEARCH REPORT

Information on patent family members

International Application No PCT/US2004/006094
---

Patent document cited in search report	Publication date	Patent family member(s)	Publication date
EP 0506532      A		ES      2064149 T3 HU      65489 A2 IE      920937 A1 IL      101248 A JP      5097802 A KR      9507753 B1 MA      22474 A1 MX      9201365 A1 NO      921141 A ,B, NZ      242078 A OA      9573 A SI      9210305 A RU      2074179 C1 US      5219859 A ZA      9202163 A	16-01-1995 28-06-1994 07-10-1992 05-12-1996 20-04-1993 14-07-1995 01-10-1992 01-10-1992 28-09-1992 26-10-1994 31-01-1993 29-02-1996 27-02-1997 15-06-1993 27-09-1993
US 5998463      A	07-12-1999	NONE	