



US00D766205S

(12) **United States Design Patent**  
**Conti et al.**

(10) **Patent No.:** **US D766,205 S**

(45) **Date of Patent:** **\*\* Sep. 13, 2016**

- (54) **SPEAKER HOUSING**
- (71) Applicant: **Autodesk, Inc.**, San Rafael, CA (US)
- (72) Inventors: **Maurice Ugo Conti**, Muir Beach, CA (US); **Charlott Sophie Vallon**, Berkeley, CA (US)

D498,229 S	*	11/2004	Allen	.....	D14/211
D511,583 S	*	11/2005	Tanaka et al.	.....	D26/28
D547,746 S	*	7/2007	Allen	.....	D14/211
D548,860 S	*	8/2007	Wang	.....	D26/28
D606,215 S	*	12/2009	May	.....	D26/28
D636,372 S	*	4/2011	Leung	.....	D14/168

\* cited by examiner

- (73) Assignee: **AUTODESK, INC.**, San Rafael, CA (US)

*Primary Examiner* — Derrick Holland

*Assistant Examiner* — Janice Lim

(\*\*) Term: **14 Years**

(74) *Attorney, Agent, or Firm* — Artegis Law Group, LLP

(21) Appl. No.: **29/482,202**

(22) Filed: **Feb. 14, 2014**

(51) **LOC (10) Cl.** ..... **14-01**

(52) **U.S. Cl.** ..... **D14/204**  
USPC

(58) **Field of Classification Search**  
 USPC ..... D10/1, 15, 18, 19, 21, 22, 24, 25, 27, D10/28; D14/167–169, 170–172, 176, 188, D14/189, 194–197, 200, 203.1–203.6, 204, D14/207, 214–216, 496, 508; D26/28, 30, D26/32, 35, 36; 181/143, 144, 147, 148, 181/150, 153, 157, 198, 199; 381/300–302, 381/336, 345, 361–364, 386–388  
 CPC ..... H04R 1/02; H04R 1/021; H04R 1/023; H04R 5/00; H04R 9/06; H04R 2420/07  
 See application file for complete search history.

(56) **References Cited**

U.S. PATENT DOCUMENTS

D425,510 S	*	5/2000	Dietz et al.	.....	D14/214
D458,396 S	*	6/2002	Grove	.....	D26/28

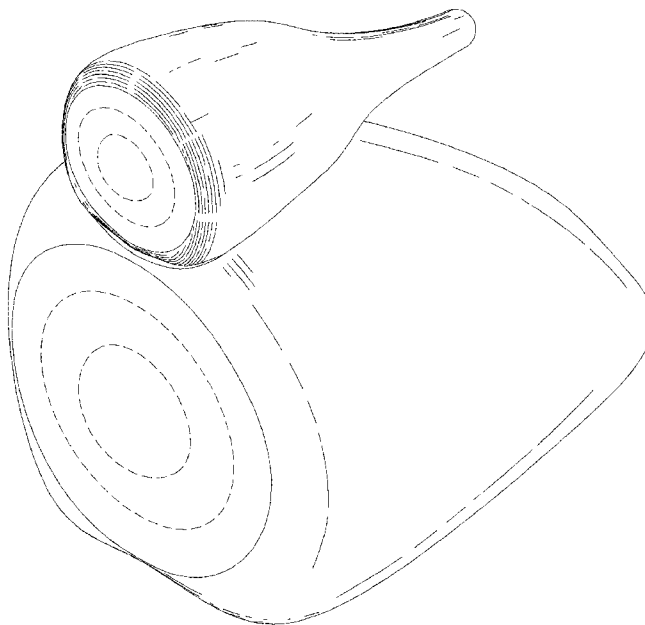
(57) **CLAIM**

The ornamental design for a speaker housing, as shown and described.

**DESCRIPTION**

FIG. 1 is a top perspective view of a speaker housing showing our new design;  
 FIG. 2 is a bottom perspective view thereof;  
 FIG. 3 is a front elevational view thereof;  
 FIG. 4 is a rear elevational view thereof;  
 FIG. 5 is a left side elevational view thereof;  
 FIG. 6 is a right side elevational view thereof;  
 FIG. 7 is a top plan view thereof; and,  
 FIG. 8 is a bottom plan view thereof.  
 The broken line portions of FIGS. 1-3 are included to show unclaimed subject matter only and form no part of the claimed design.

**1 Claim, 8 Drawing Sheets**



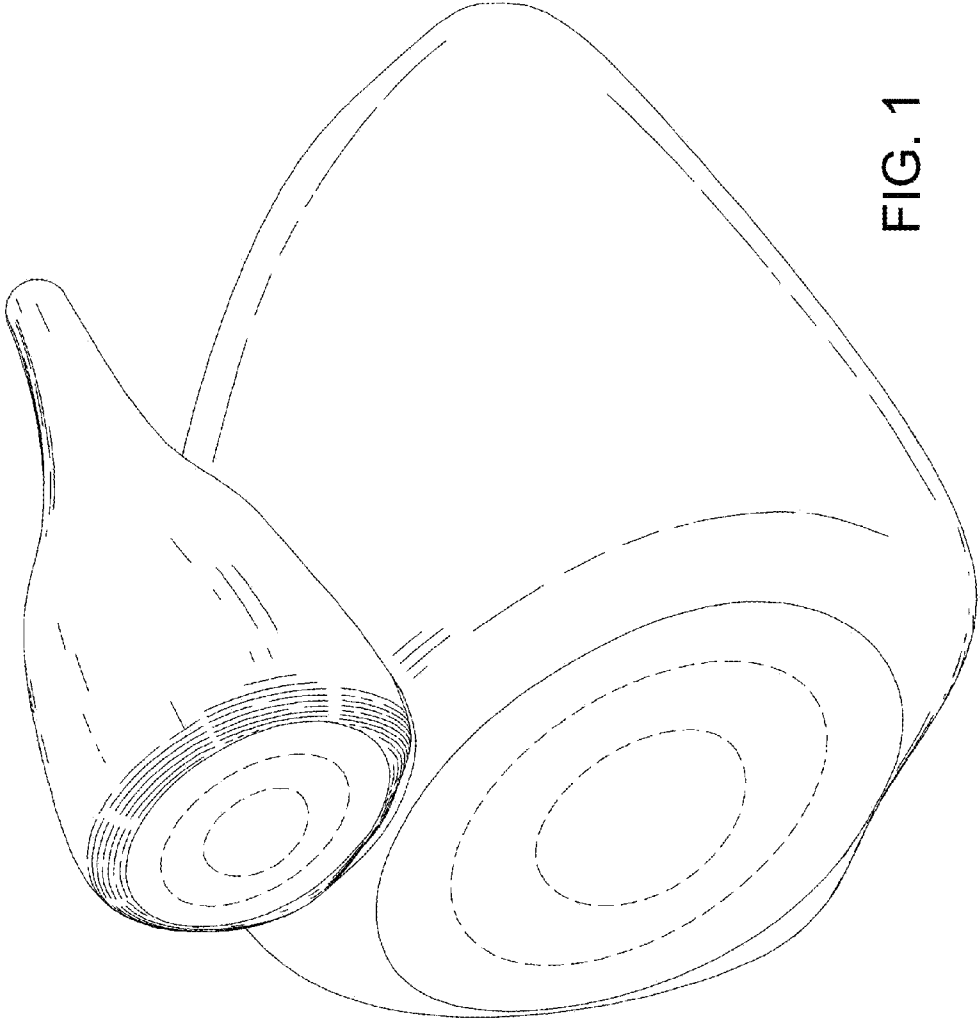


FIG. 1

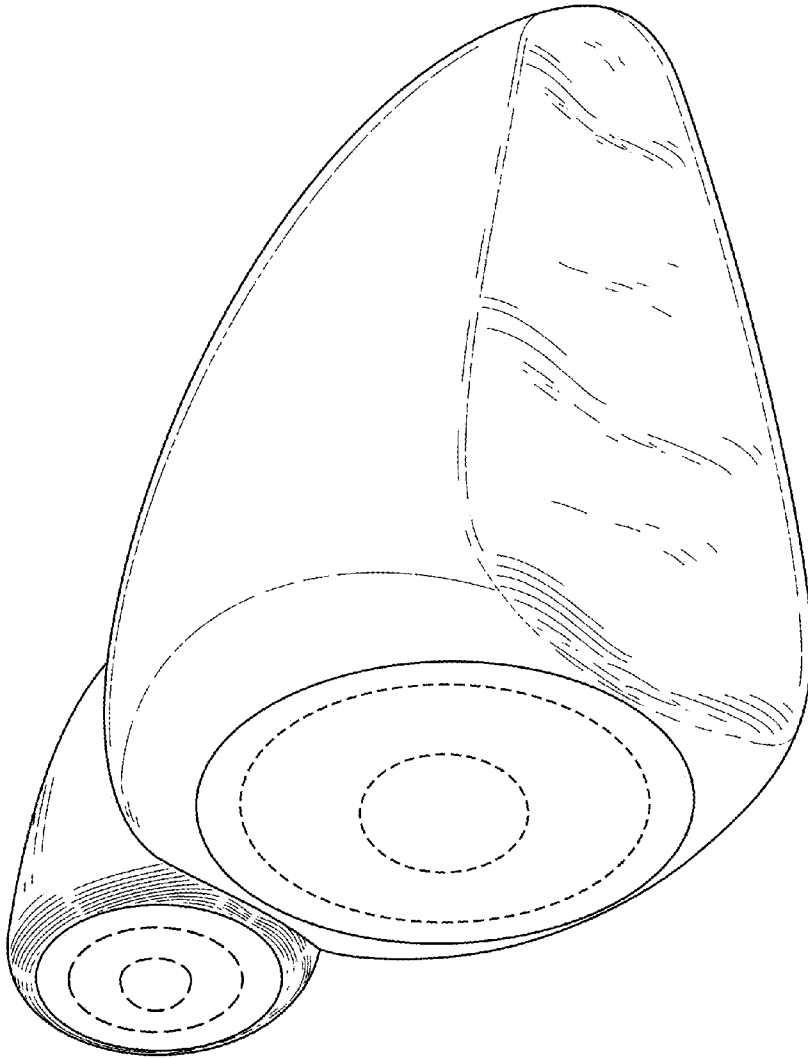


FIG. 2

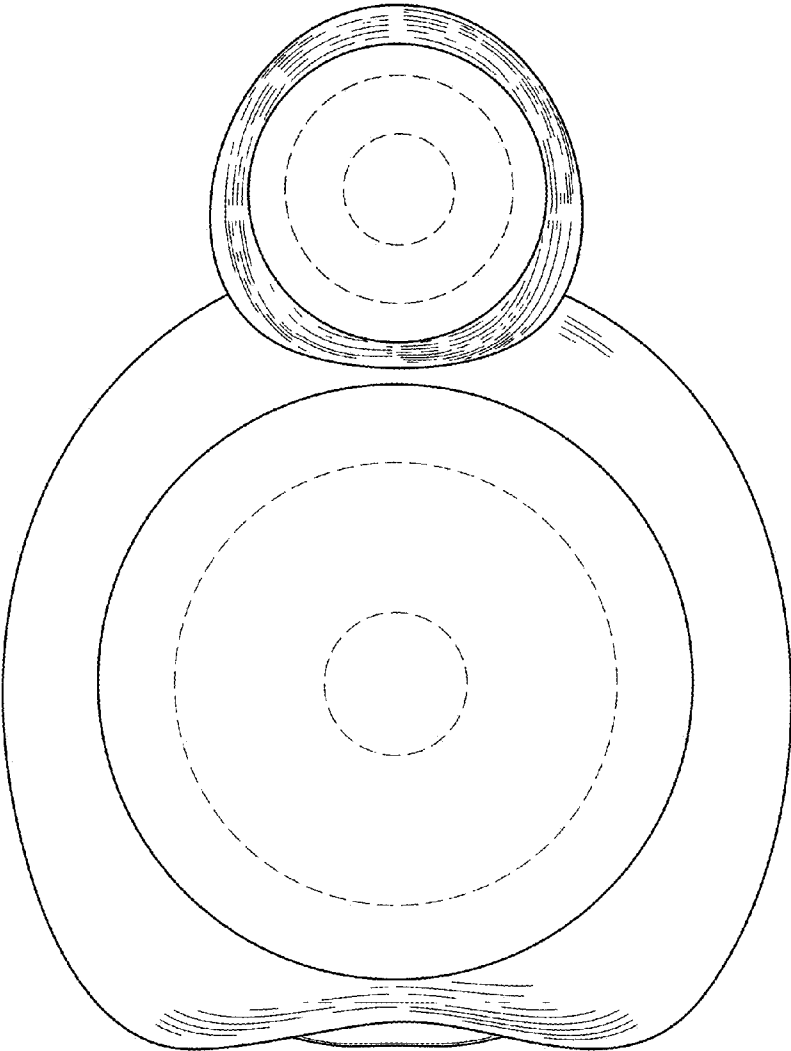


FIG. 3

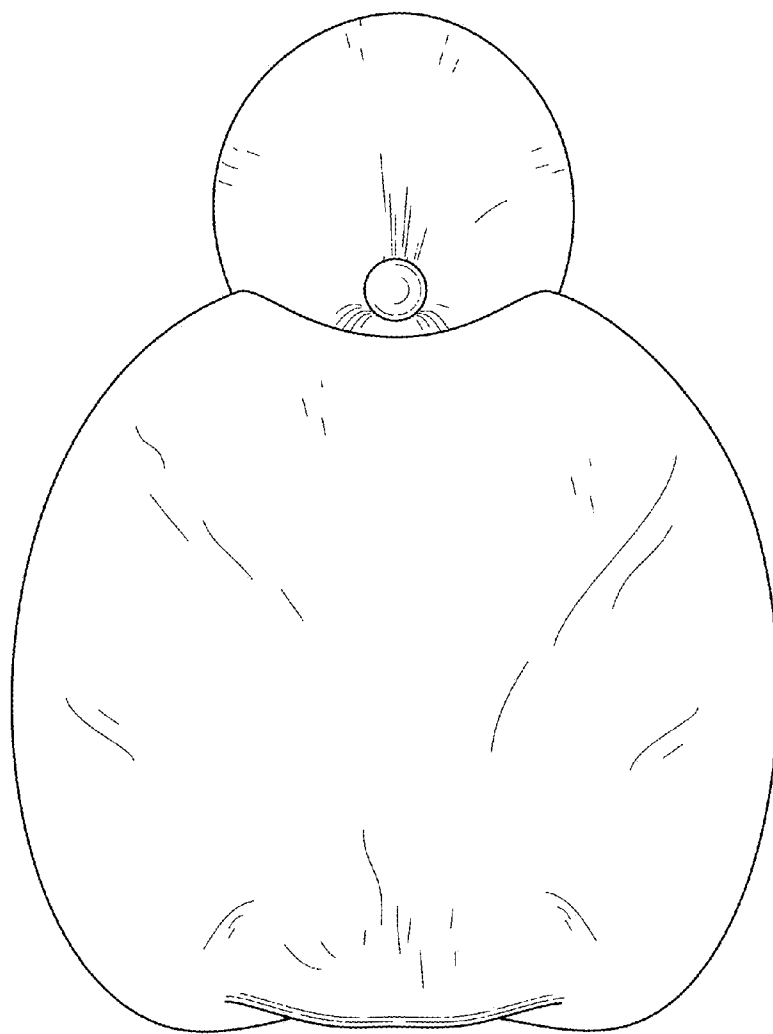


FIG. 4

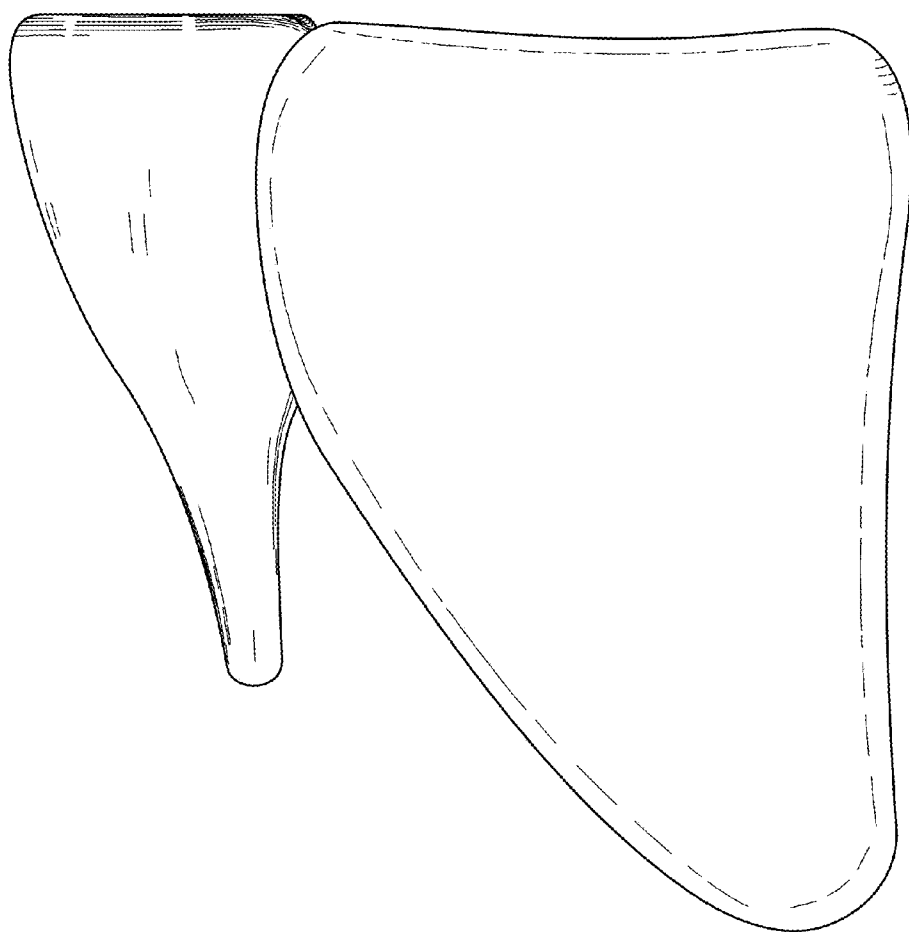


FIG. 5

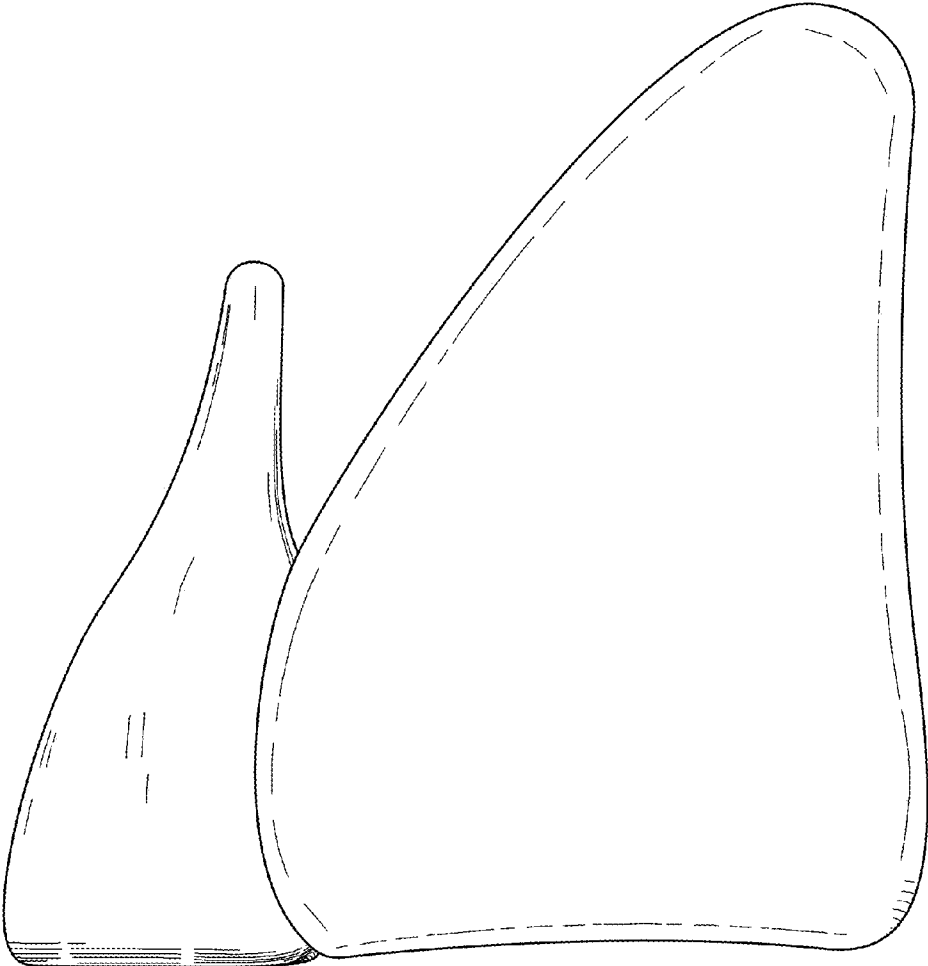


FIG. 6

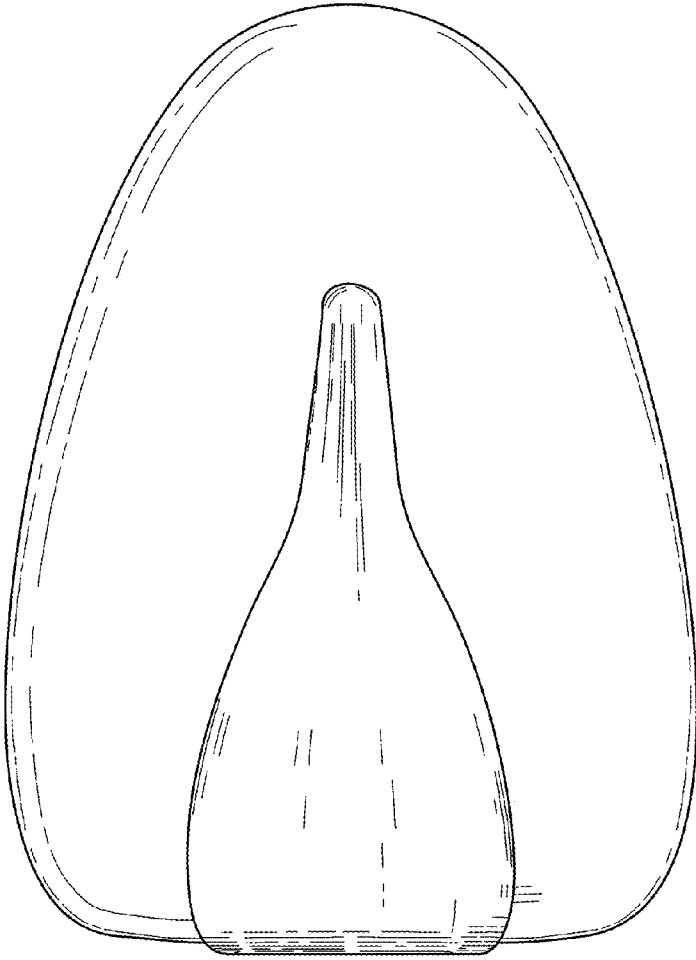


FIG. 7

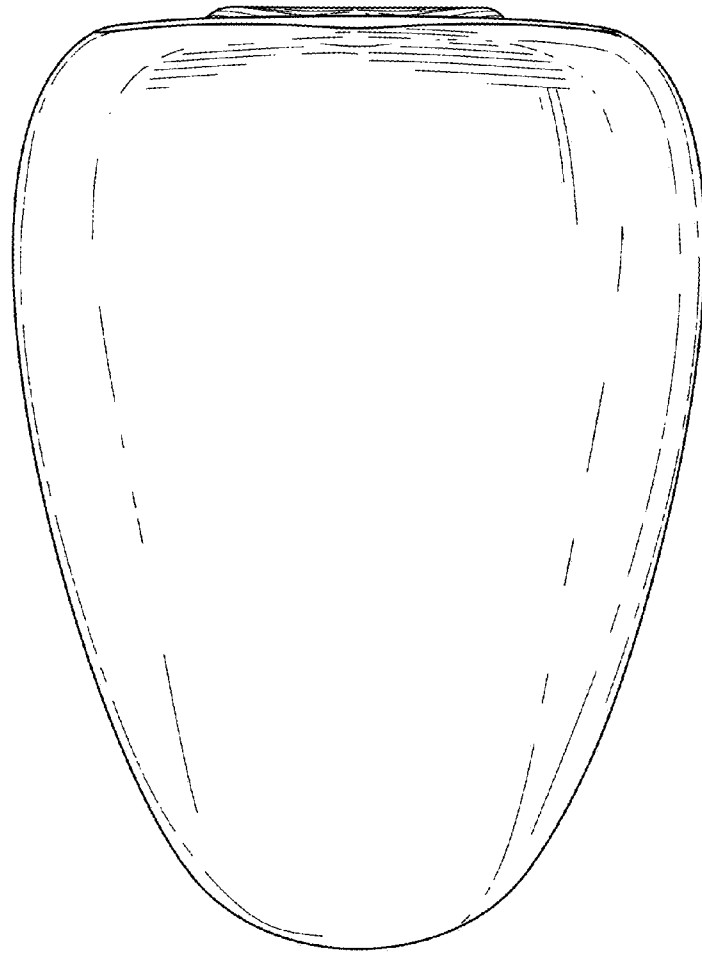


FIG. 8