



US00D952953S

(12) **United States Design Patent**
Rader

(10) **Patent No.:** **US D952,953 S**

(45) **Date of Patent:** **** May 24, 2022**

(54) **SHIN GUARD**

(71) Applicant: **William Rader**, South Weber, UT (US)

(72) Inventor: **William Rader**, South Weber, UT (US)

(**) Term: **15 Years**

(21) Appl. No.: **29/729,440**

(22) Filed: **Mar. 26, 2020**

(51) **LOC (13) Cl.** **29-02**

(52) **U.S. Cl.**
USPC **D29/120.1**

(58) **Field of Classification Search**

USPC D29/100, 120.1, 121.1, 122; D24/190
CPC A61F 5/0106; A61F 5/0109; A61F 5/012;
A61F 5/0123; A61F 5/01; A41D 13/065;
A41D 13/0568; A41D 13/0543; A41D
13/055; A41D 13/0575; A41D 13/0593;
A63B 71/1225; A63B 2071/1258; A63B
2071/1266; A63B 2071/1283

See application file for complete search history.

(56) **References Cited**

U.S. PATENT DOCUMENTS

D264,140	S	*	5/1982	Jenkins	D29/120.1
D310,278	S	*	8/1990	Quinlan	D29/120.1
5,384,913	A	*	1/1995	Hendry	A63B 71/1225 602/5
5,652,956	A	*	8/1997	Hoshizaki	A63B 71/1225 2/22
5,943,695	A	*	8/1999	Yen	A63B 71/1225 2/22
6,105,164	A	*	8/2000	Huang	A63B 71/1225 2/22
6,490,730	B1	*	12/2002	Lyden	A43B 7/28 2/22
D583,514	S	*	12/2008	Mason	D29/120.1
D593,258	S	*	5/2009	Kamradt	D29/121.1

(Continued)

Primary Examiner — Kimberly Barnes

(74) *Attorney, Agent, or Firm* — Lowenstein Sandler LLP

(57) **CLAIM**

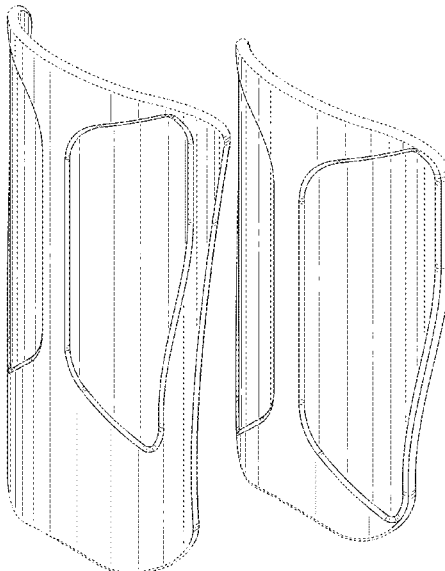
The ornamental design for a shin guard, as substantially shown and described.

DESCRIPTION

FIG. 1 shows a front perspective view of a first embodiment of a shin guard in accordance with the present invention; FIG. 2 shows a front elevation view of a first embodiment thereof; FIG. 3 shows a rear elevation view of a first embodiment thereof; FIG. 4 shows a left side elevation view of a first embodiment thereof; FIG. 5 shows a right side elevation view of a first embodiment thereof; FIG. 6 shows a top plan view of a first embodiment thereof; FIG. 7 shows a bottom plan view of a first embodiment thereof; FIG. 8 shows a front perspective view of a second embodiment of a shin guard in accordance with the present invention; FIG. 9 shows a front elevation view of a second embodiment thereof; FIG. 10 shows a rear elevation view of a second embodiment thereof; FIG. 11 shows a left side elevation view of a second embodiment thereof; FIG. 12 shows a right side elevation view of a second embodiment thereof; FIG. 13 shows a top plan view of a second embodiment thereof; and, FIG. 14 shows a bottom plan view of a second embodiment thereof.

The broken lines in the drawings depict portions of the shin guard that form no part of the claimed design.

1 Claim, 6 Drawing Sheets



(56)

References Cited

U.S. PATENT DOCUMENTS

D630,385 S * 1/2011 Bishop D29/120.1
D656,278 S * 3/2012 Saranga D29/121.1
D678,621 S * 3/2013 Saranga D29/121.1
D693,064 S * 11/2013 Dupree D29/120.1
D747,043 S * 1/2016 McLachlan D29/121.1
9,370,208 B2 * 6/2016 Behrend A41D 13/015
D779,740 S * 2/2017 Ferrari D29/120.1
D783,845 S * 4/2017 Peluso D24/190
D784,621 S * 4/2017 Mehdizadeh D29/120.1
D821,654 S * 6/2018 Roby D29/120.1
10,206,437 B2 * 2/2019 Behrend A41D 13/0156
10,773,149 B2 * 9/2020 Hammer A63B 71/1225
D917,789 S * 4/2021 Li D29/122
2014/0338102 A1 * 11/2014 Canizares A63B 71/1225
2/239
2017/0144053 A1 * 5/2017 Ferrari A63B 71/1225

* cited by examiner

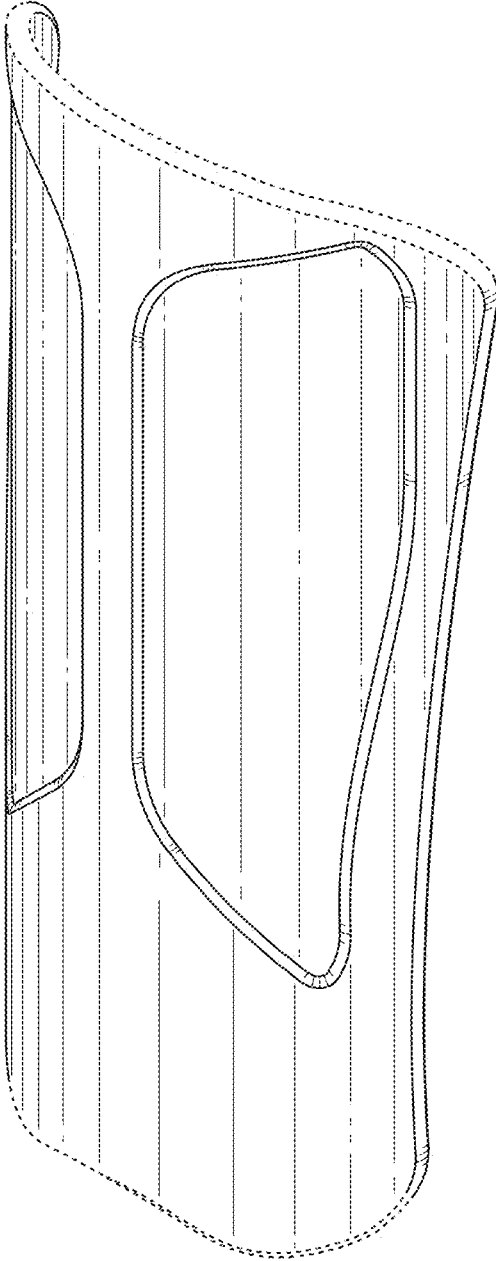


FIG. 1

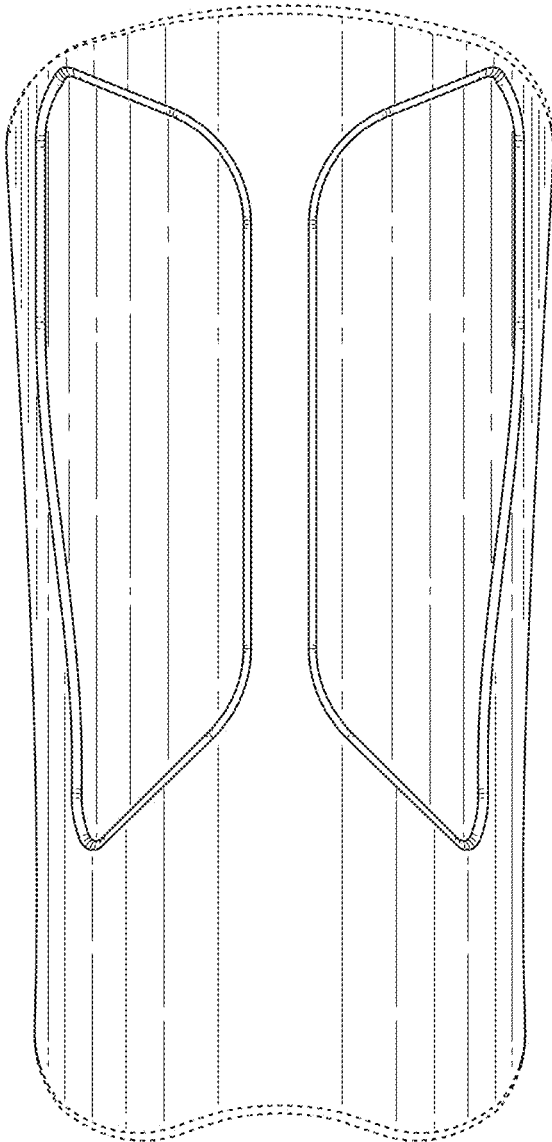


FIG. 2

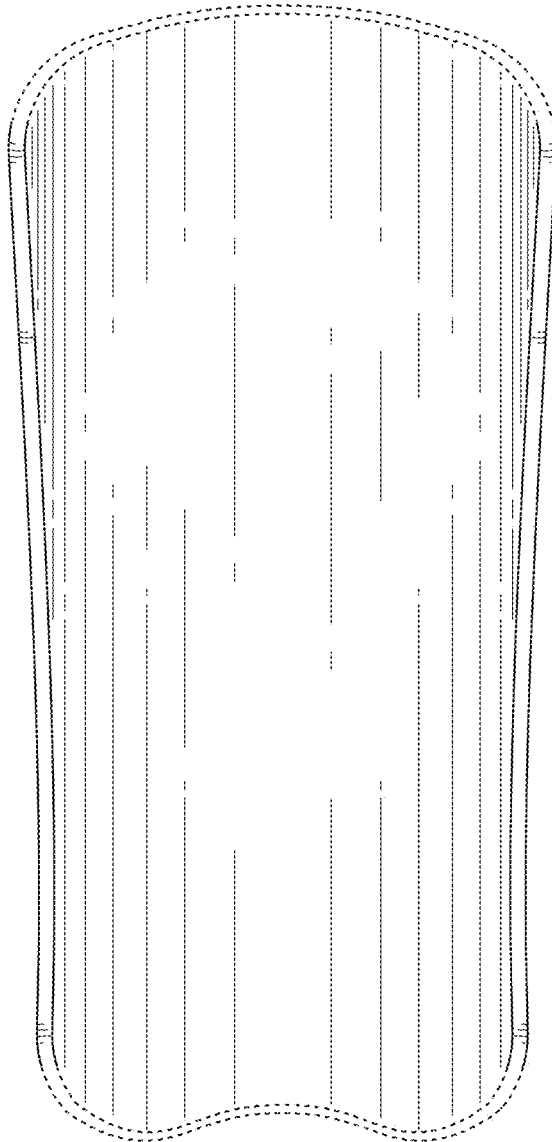


FIG. 3

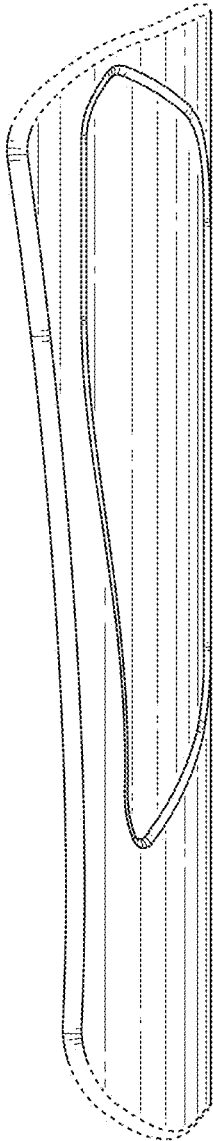


FIG. 4

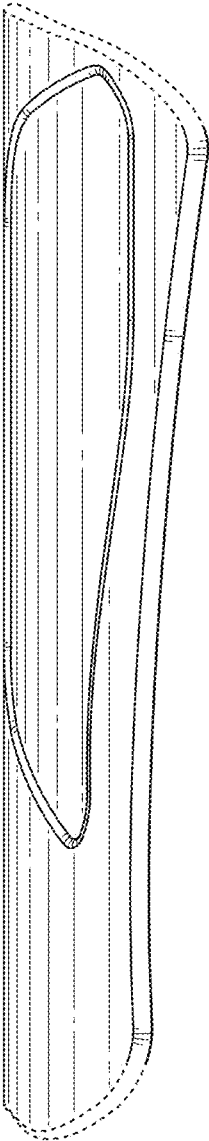


FIG. 5

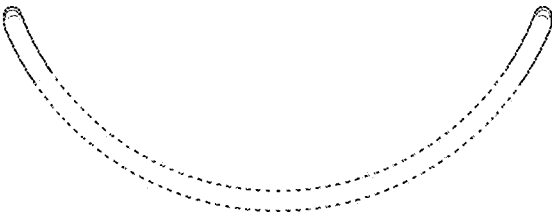


FIG. 6

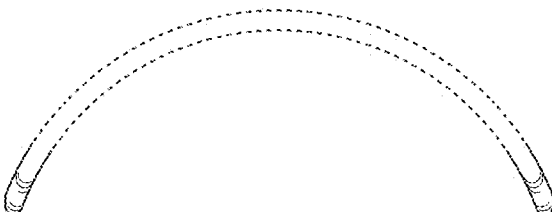


FIG. 7

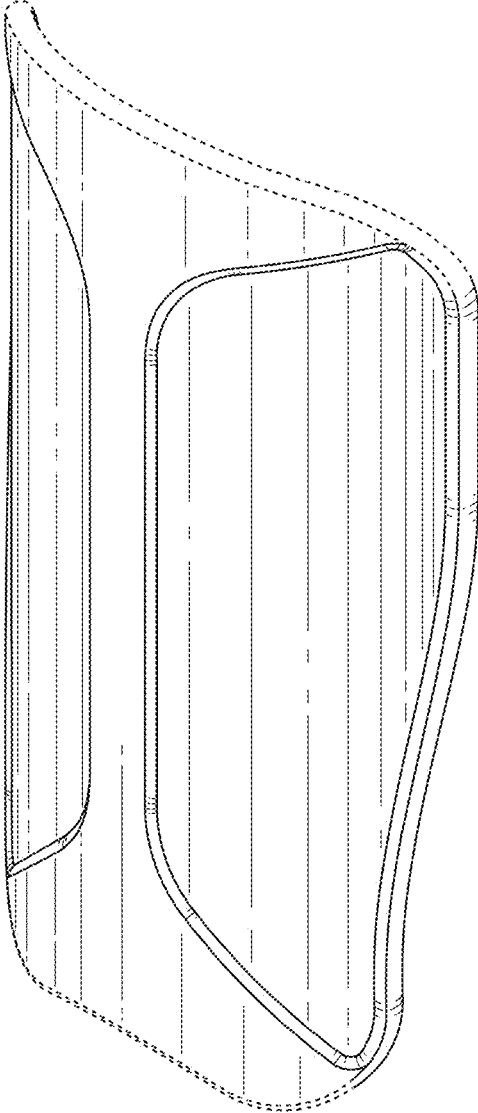


FIG. 8

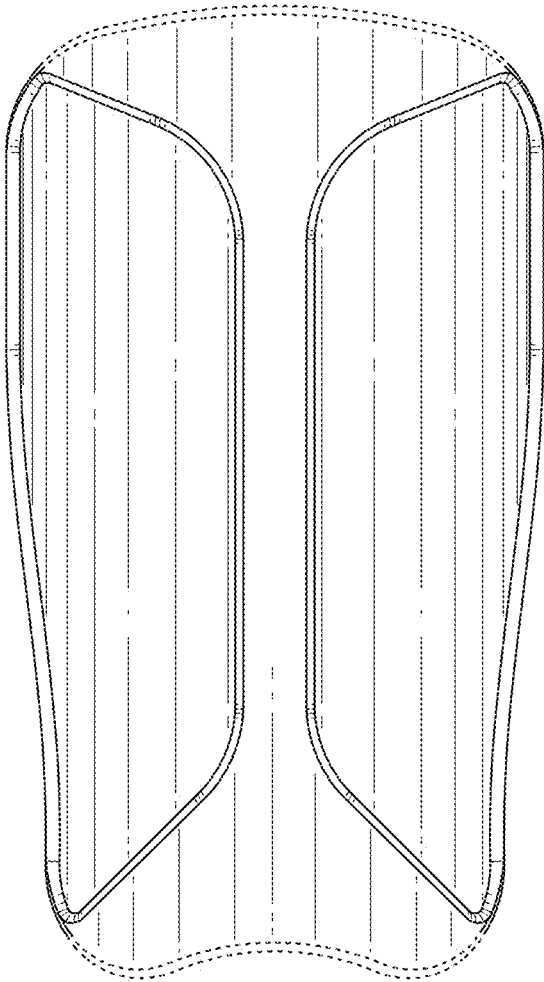


FIG. 9

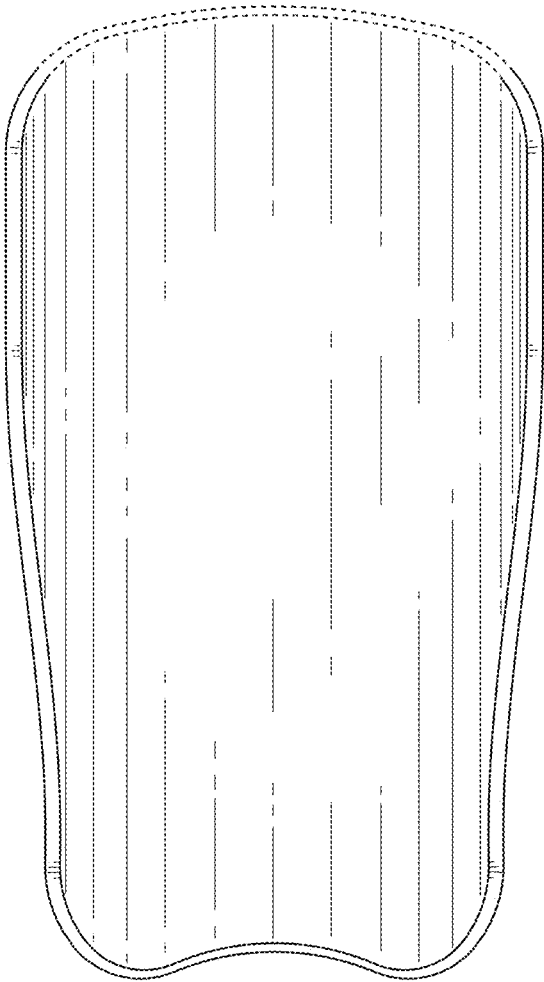


FIG. 10




FIG. 11




FIG. 12

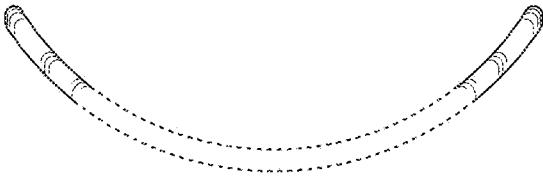


FIG. 13

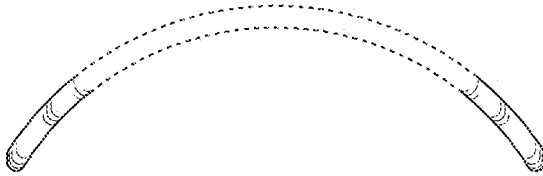


FIG. 14