

(19) World Intellectual Property Organization
International Bureau



(43) International Publication Date
6 November 2003 (06.11.2003)

PCT

(10) International Publication Number
WO 03/091204 A1

(51) International Patent Classification⁷: **C07C 275/32**,
279/18, 217/60, 233/25, 235/42, 255/54, C07D 213/82,
307/68, C07C 311/08, 311/29, 307/10, 317/22, A61K
31/135, 31/165, 31/18, C07C 275/32, 279/18, 217/60,
233/25, 235/42, 255/54, C07D 213/82, 307/68, C07C
311/08, 311/29, 307/10, 317/22, A61K 31/135, 31/165,
31/18, 31/275, 31/34, 31/44, A61P 11/08

GlaxoSmithKline, Gunnels Wood Road, Stevenage, Hert-
fordshire SG1 2NY (GB).

(74) Agent: **GIDDINGS, Peter, John**; GlaxoSmithKline, Cor-
porate Intellectual Property (CN925.1), 980 Great West
Road, Brentford, Middlesex TW8 9GS (GB).

(21) International Application Number: PCT/EP03/04367

(22) International Filing Date: 24 April 2003 (24.04.2003)

(25) Filing Language: English

(26) Publication Language: English

(81) Designated States (*national*): AE, AG, AL, AM, AT, AU,
AZ, BA, BB, BG, BR, BY, BZ, CA, CH, CN, CO, CR, CU,
CZ, DE, DK, DM, DZ, EC, EE, ES, FI, GB, GD, GE, GH,
GM, HR, HU, ID, IL, IN, IS, JP, KE, KG, KP, KR, KZ, LC,
LK, LR, LS, LT, LU, LV, MA, MD, MG, MK, MN, MW,
MX, MZ, NI, NO, NZ, OM, PH, PL, PT, RO, RU, SC, SD,
SE, SG, SK, SL, TJ, TM, TN, TR, TT, TZ, UA, UG, US,
UZ, VC, VN, YU, ZA, ZM, ZW.

(30) Priority Data:
0209482.9 25 April 2002 (25.04.2002) GB
0225027.2 28 October 2002 (28.10.2002) GB

(84) Designated States (*regional*): ARIPO patent (GH, GM,
KE, LS, MW, MZ, SD, SL, SZ, TZ, UG, ZM, ZW),
Eurasian patent (AM, AZ, BY, KG, KZ, MD, RU, TJ, TM),
European patent (AT, BE, BG, CH, CY, CZ, DE, DK, EE,
ES, FI, FR, GB, GR, HU, IE, IT, LU, MC, NL, PT, RO,
SE, SI, SK, TR), OAPI patent (BF, BJ, CF, CG, CI, CM,
GA, GN, GQ, GW, ML, MR, NE, SN, TD, TG).

(71) Applicant (*for all designated States except US*): **GLAXO
GROUP LIMITED** [GB/GB]; Glaxo Wellcome House,
Berkeley Avenue, Greenford, Middlesex UB6 0NN (GB).

(72) Inventors; and

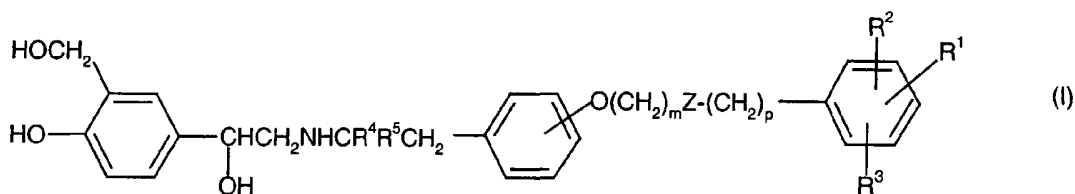
(75) Inventors/Applicants (*for US only*): **BOX, Philip,**
Charles [GB/GB]; GlaxoSmithKline, Gunnels Wood
Road, Stevenage, Hertfordshire SG1 2NY (GB). **COE,**
Diane, Mary [GB/GB]; GlaxoSmithKline, Gunnels
Wood Road, Stevenage, Hertfordshire SG1 2NY (GB).
LOOKER, Brian, Edgar [GB/GB]; GlaxoSmithKline,
Gunnels Wood Road, Stevenage, Hertfordshire SG1 2NY
(GB). **PROCOPIOU, Panayiotis, Alexandrou** [GB/GB];

Published:

- with international search report
- before the expiration of the time limit for amending the
claims and to be republished in the event of receipt of
amendments

*For two-letter codes and other abbreviations, refer to the "Guid-
ance Notes on Codes and Abbreviations" appearing at the begin-
ning of each regular issue of the PCT Gazette.*

(54) Title: PHENETHANOLAMINE DERIVATIVES



(57) Abstract: The present invention relates to novel compounds of formula (I), or a salt, solvate, or physiologically functional derivative thereof, to a process for their manufacture, to pharmaceutical compositions containing them, and to their use in therapy, in particular their use in the prophylaxis and treatment of respiratory diseases.

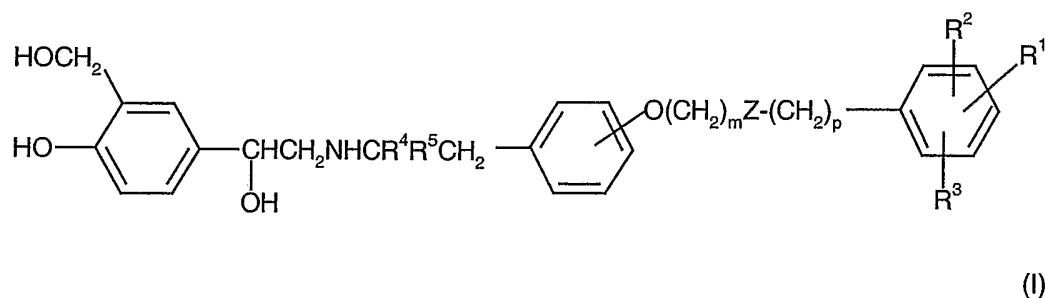
PHENETHANOLAMINE DERIVATIVES

The present invention is concerned with phenethanolamine derivatives, processes for their preparation, compositions containing them and their use in medicine, particularly in the prophylaxis and treatment of respiratory diseases.

Certain phenethanolamine compounds are known in the art as having selective stimulant action at β_2 -adrenoreceptors and therefore having utility in the treatment of bronchial asthma and related disorders. Thus GB 2 140 800 describes phenethanolamine compounds including 4-hydroxy- α^1 -[[[6-(4-phenylbutoxy)hexyl]amino]methyl]-1,3-benzenedimethanol 1-hydroxy-2-naphthalenecarboxylate (salmeterol xinafoate) which is now used clinically in the treatment of such medical conditions.

Although salmeterol and the other commercially available β_2 -adrenoreceptor agonists are effective bronchodilators, the maximum duration of action is 12 hours, hence twice daily dosing is often required. There is therefore a clinical need for compounds having potent and selective stimulant action at β_2 -adrenoreceptors and having an advantageous profile of action.

According to the present invention, there is provided a compound of formula (I)



or a salt, solvate, or physiologically functional derivative thereof, wherein:

25

m is an integer of from 2 to 4;

p is an integer of from 1 to 4, preferably 1;

Z is O or CH₂-

30 R¹ is selected from hydrogen, C₁₋₆alkyl, C₁₋₆alkoxy, hydroxy, cyano, nitro, halo,

C_{1-6} haloalkyl, XCO_2R^8 , $-XC(O)NR^7R^8$, $-XNR^6C(O)R^7$, $-XNR^6C(O)NR^7R^8$,
 $-XNR^6C(O)NC(O)NR^7R^8$, $-XNR^6SO_2R^7$, $-XSO_2NR^9R^{10}$, $-XNR^6SO_2NR^9R^{10}$, XSR^6 , $XSOR^6$,
 XSO_2R^6 , $-XNR^7R^8$, $-XNR^6C(O)OR^7$,

or R^1 is selected from $-X$ -aryl, $-X$ -hetaryl, or $-X$ -(aryloxy), each optionally substituted by 1

5 or 2 groups independently selected from hydroxy, C_{1-6} alkoxy, halo, C_{1-6} alkyl,

C_{1-6} haloalkyl, $-NR^6C(O)R^7$, SR^6 , SOR^6 , $-SO_2R^6$, $-SO_2NR^9R^{10}$, $-CO_2R^8$, $-NR^7R^8$, or hetaryl
optionally substituted by 1 or 2 groups independently selected from hydroxy, C_{1-6} alkoxy,
halo, C_{1-6} alkyl, or C_{1-6} haloalkyl;

10 X is $-(CH_2)_q-$ or C_{2-6} alkenylene;

q is an integer from 0 to 6, preferably 0 to 4;

R^6 and R^7 are independently selected from hydrogen, C_{1-6} alkyl, C_{3-7} cycloalkyl, aryl,
15 hetaryl, hetaryl(C_{1-6} alkyl)- and aryl(C_{1-6} alkyl)- and R^6 and R^7 are each independently
optionally substituted by 1 or 2 groups independently selected from halo, C_{1-6} alkyl,
 C_{3-7} cycloalkyl, C_{1-6} alkoxy, C_{1-6} haloalkyl, $-NHC(O)(C_{1-6}alkyl)$, $-SO_2(C_{1-6}alkyl)$, $-SO_2(aryl)$,
 $-CO_2H$, and $-CO_2(C_{1-4}alkyl)$, $-NH_2$, $-NH(C_{1-6}alkyl)$, aryl($C_{1-6}alkyl$)-, aryl($C_{2-6}alkenyl$)-,
aryl($C_{2-6}alkynyl$)-, hetaryl($C_{1-6}alkyl$)-, $-NHSO_2aryl$, $-NH(hetarylC_{1-6}alkyl)$, $-NHSO_2hetaryl$,
20 $-NHSO_2(C_{1-6}alkyl)$, $-NHC(O)aryl$, or $-NHC(O)hetaryl$;

or where R^1 is $-XNR^6C(O)OR^7$, R^6 and R^7 may, together with the $-NC(O)O-$ portion of the
group R^1 to which they are bonded, form a saturated or unsaturated ring, preferably a 5-,
6-, or 7- membered ring, for example an oxazolidine ring, such as oxazolidine-2,4-dione,

25 or where R^1 is $-XNR^6C(O)NR^7R^8$, R^6 and R^7 may, together with the $-NC(O)N-$ portion of
the group R^1 to which they are bonded, form a saturated or unsaturated ring, preferably a
5-, 6-, or 7- membered ring, for example an imidazolidine ring, such as imidazolidine-2,4-
dione;

30 R^8 is selected from hydrogen, C_{1-6} alkyl and C_{3-7} cycloalkyl;

or R^7 and R^8 , together with the nitrogen atom to which they are bonded, form a 5-, 6- or 7-
membered nitrogen – containing ring;

35 R^9 and R^{10} are independently selected from hydrogen, C_{1-6} alkyl, C_{3-7} cycloalkyl,

CO₂(C₁₋₄alkyl), aryl, hetaryl, hetaryl(C₁₋₆alkyl)- and aryl(C₁₋₆alkyl)-, or R⁹ and R¹⁰, together with the nitrogen to which they are bonded, form a 5-, 6-, or 7- membered nitrogen containing ring;

and R⁹ and R¹⁰ are each optionally substituted by one or two groups independently
5 selected from halo, C₁₋₆alkyl, and C₃₋₇cycloalkyl, C₁₋₆haloalkyl;

R² is selected from hydrogen, hydroxy, C₁₋₆alkyl, C₁₋₆alkoxy, halo, aryl, aryl(C₁₋₆alkyl)-, C₁₋₆haloalkoxy, and C₁₋₆haloalkyl;

10 R³ is selected from hydrogen, hydroxy, C₁₋₆alkyl, C₁₋₆alkoxy, halo, aryl, aryl(C₁₋₆alkyl)-, C₁₋₆haloalkoxy, and C₁₋₆haloalkyl; and

R⁴ and R⁵ are independently selected from hydrogen and C₁₋₄ alkyl with the proviso that the total number of carbon atoms in R⁴ and R⁵ is not more than 4.

15

In the compound of formula (I), the group R¹ is preferably attached to the para- or meta-position, and more preferably to the meta-position relative to the -Z(CH₂)_p link.

The groups R² and R³ are each independently preferably attached to the ortho- or meta-position, more preferably to the ortho position relative to the -Z(CH₂)_p -link.

20

In one preferred embodiment R¹ represents a substituent as defined above, other than hydrogen, most preferably attached to the meta-position relative to the -Z(CH₂)_p link, and R² and R³ each represent hydrogen.

25 In another preferred embodiment R¹ represents hydrogen and R² and R³ each represent a substituent as defined above, at least one of which is other than hydrogen, and R² and R³ are each independently attached to the ortho- or meta- positions relative to the -Z(CH₂)_p link. In a particular embodiment, when R² and R³ each represent halogen they are preferably attached at the ortho positions.

30

In a particular embodiment of this invention R¹ is suitably selected from hydrogen, C₁₋₆alkyl, hydroxy, cyano, nitro, halo, C₁₋₆haloalkyl, XCO₂R⁸, -XC(O)NR⁷R⁸, -XNR⁶C(O)R⁷, -XNR⁶C(O)NR⁷R⁸, -XNR⁶C(O)NC(O)NR⁷R⁸, -XNR⁶SO₂R⁷, -XSO₂NR⁹R¹⁰, -XSR⁶, -XSOR⁶, -XSO₂R⁶, -XNR⁷R⁸, -XNR⁶C(O)OR⁷,

35 or R¹ is selected from -X-aryl, -X-hetaryl, or -X-(aryloxy), each optionally substituted by 1 or 2 groups independently selected from hydroxy, C₁₋₆alkoxy, halo, C₁₋₆alkyl,

C₁₋₆haloalkyl, -NR⁶C(O)R⁷, SR⁶, SOR⁶, -SO₂R⁶, -SO₂NR⁹R¹⁰, -CO₂R⁸, -NR⁷R⁸, or hetaryl optionally substituted by 1 or 2 groups independently selected from hydroxy, C₁₋₆alkoxy, halo, C₁₋₆alkyl, or C₁₋₆haloalkyl;

wherein R⁶, R⁷, R⁸, R⁹ and R¹⁰ are as defined above, provided that in this instance neither
 5 R⁹ nor R¹⁰ represents -CO₂(C₁₋₄alkyl).

In the compounds of formula (I), the group R¹ is suitably selected from hydrogen, C₁₋₆alkyl, C₁₋₆alkoxy, hydroxy, cyano, halo, XCO₂R⁸, -XC(O)NR⁷R⁸, -XNR⁶C(O)R⁷,
 -XNR⁶C(O)NR⁷R⁸, -XNR⁶C(O)NC(O)NR⁷R⁸, -XNR⁶SO₂R⁷, -XSO₂NR⁹R¹⁰,
 10 -XNR⁶SO₂NR⁹R¹⁰, XSOR⁶, and -XSO₂R⁶,

or R¹ is selected from -X-aryl, optionally substituted by 1 or 2 groups independently selected from hydroxy, C₁₋₆alkoxy, halo, C₁₋₆alkyl, C₁₋₆haloalkyl, -NR⁶C(O)R⁷, SR⁶, SOR⁶, -SO₂R⁶, -SO₂NR⁹R¹⁰, -CO₂R⁸, -NR⁷R⁸, preferably -CO₂R⁸,

15 wherein R⁶, R⁷, R⁸, R⁹ and R¹⁰ are as defined above.

In a further embodiment the group R¹ is suitably selected from hydrogen, C₁₋₄alkyl, hydroxy, halo, -NR⁶C(O)NR⁷R⁸, and -NR⁶SO₂R⁷ wherein R⁶ and R⁷ are as defined above or more suitably wherein R⁶ is hydrogen and R⁷ is selected from hydrogen,
 20 C₁₋₆alkyl, C₃₋₆cycloalkyl, and aryl and is optionally substituted as described above.

In another embodiment, the group R¹ is preferably selected from hydroxy, -XC(O)NR⁷R⁸, and -XSO₂NR⁹R¹⁰. Most preferably R¹ represents a group -XC(O)NR⁷R⁸. In this embodiment X preferably represents -(CH₂)_q- where q is zero.

25

Where R¹ is -XNR⁶C(O)NR⁷R⁸, R⁶ and R⁷ may, together with the -NC(O)N- portion of the group R¹ to which they are bonded, form a saturated or unsaturated ring, preferably a 5-, 6-, or 7- membered ring, for example an imidazolidine ring, such as imidazolidine-2,4-dione.

30

Where R¹ is -XNR⁶C(O)OR⁷, R⁶ and R⁷ may, together with the -NC(O)O- portion of the group R¹ to which they are bonded, form a saturated or unsaturated ring, preferably a 5-, 6-, or 7- membered ring, for example an oxazolidine ring, such as oxazolidine-2,4-dione.

35

Where R^1 is $-XC(O)NR^7R^8$ or $-XNR^6C(O)NR^7R^8$, R^7 and R^8 may, together with the nitrogen to which they are bonded, form a 5-, 6-, or 7- membered nitrogen containing ring.

R^6 and R^7 are suitably selected from hydrogen, C_{1-6} alkyl, C_{3-7} cycloalkyl, aryl, and hetaryl,
 5 independently optionally substituted by 1 or 2 groups independently selected from CO_2H , $-NH_2$, and $-NH(C_{1-6}alkyl)$.

In the compounds of formula (I) wherein the group R^1 is substituted by R^6 and/or R^8 , R^6 and/or R^8 are suitably hydrogen.

10

In a particular embodiment, R^9 and R^{10} are independently selected from hydrogen, C_{1-6} alkyl, C_{3-7} cycloalkyl, aryl, hetaryl, hetaryl($C_{1-6}alkyl$)- and aryl($C_{1-6}alkyl$)-, or R^9 and R^{10} , together with the nitrogen to which they are bonded, form a 5-, 6-, or 7- membered nitrogen containing ring;

15 and R^9 and R^{10} are each optionally substituted by one or two groups independently selected from halo, C_{1-6} alkyl, and C_{3-7} cycloalkyl, $C_{1-6}haloalkyl$;

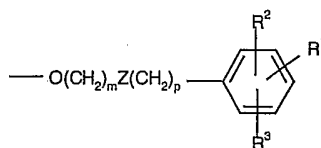
In a further embodiment, R^9 and R^{10} are suitably independently selected from hydrogen, $C_{1-6}alkyl$, $-CO_2(C_{1-4}alkyl)$ and C_{3-7} cycloalkyl.

20

In the compounds of formula (I), R^4 and R^5 are preferably independently selected from hydrogen and methyl, more preferably R^4 and R^5 are both hydrogen.

In the compounds of formula (I) R^2 and R^3 preferably each independently represent
 25 hydrogen or halogen

Preferably the moiety



is attached to the para position of the 'central' phenyl ring, relative to the $-NHCR^4R^5CH_2-$ moiety.

30

As used herein, the term "hetaryl" means a 5- to 10- membered heteroaromatic ring or bicyclic ring system which includes 1, 2, or 3 heteroatoms independently selected from oxygen, nitrogen and sulphur, such as thienyl, pyridyl, 2,4-dihydropyrimidinyl, 2,3-

dihydroimidazo[2,1-b][1,3]thiazol-6-yl, or bipyridyl, preferably a 5- or 6-membered heteroaromatic ring.

As used herein, the term "aryl" either alone or in the term "aryloxy" means a monocyclic or bicyclic aromatic ring system, such as phenyl, naphthyl, or biphenyl. Preferably the term "aryl" means phenyl.

The term 'alkyl' as used herein, either as such or as part of another group, such as 'alkoxy' encompasses both straight and branched chains.

It is to be understood that the present invention covers all combinations of particular and preferred groups described hereinabove.

The compounds of formula (I) include an asymmetric centre, namely the carbon atom of the



group. The present invention includes both (S) and (R) enantiomers either in substantially pure form or admixed in any proportions. Preferably, the compounds of the invention are in the form of the (R) enantiomers.

Similarly, where R⁴ and R⁵ are different groups, the carbon atom to which they are attached is an asymmetric centre and the present invention includes both (S) and (R) enantiomers at this centre either in substantially pure form or admixed in any proportions.

Thus the compounds of formula (I) include all enantiomers and diastereoisomers as well as mixtures thereof in any proportions.

Preferred compounds of the invention include:

N-{3-[(2-{4-[2-((2*R*)-2-Hydroxy-2-[4-hydroxy-3-(hydroxymethyl)phenyl]ethyl)amino)ethyl]phenoxy}ethoxy)methyl]phenyl}urea;
N-{3-[(2-{4-[2-((2*R*)-2-Hydroxy-2-[4-hydroxy-3-(hydroxymethyl)phenyl]ethyl)amino)ethyl]phenoxy}ethoxy)methyl]phenyl}dicarbonimidic diamide;

- 4-((1*R*)-2-[[2-(4-{2-[(3-Fluorobenzyl)oxy]ethoxy}phenyl)ethyl]amino]-1-hydroxyethyl)-2-(hydroxymethyl)phenol;
 2-(Hydroxymethyl)-4-((1*R*)-1-hydroxy-2-[[2-(4-{2-[(3-methylbenzyl)oxy]ethoxy}phenyl)ethyl]amino]ethyl)phenol;
- 5 4-((1*R*)-2-[[2-(4-{2-[(3-Chlorobenzyl)oxy]ethoxy}phenyl)ethyl]amino]-1-hydroxyethyl)-2-(hydroxymethyl)phenol;
 4-((1*R*)-1-Hydroxy-2-[[2-(4-{2-[(3-iodobenzyl)oxy]ethoxy}phenyl)ethyl]amino]ethyl)-2-(hydroxymethyl)phenol;
 N-{3-[(2-{4-[2-((2*R*)-2-Hydroxy-2-[4-hydroxy-3-(hydroxymethyl)phenyl]ethyl)amino]ethyl]phenoxy}ethoxy)methyl]phenyl}acetamide;
- 10 *N*-{3-[(2-{4-[2-((2*R*)-2-Hydroxy-2-[4-hydroxy-3-(hydroxymethyl)phenyl]ethyl)amino]ethyl]phenoxy}ethoxy)methyl]phenyl}nicotinamide;
- 15 *N*-{3-[(2-{4-[2-((2*R*)-2-Hydroxy-2-[4-hydroxy-3-(hydroxymethyl)phenyl]ethyl)amino]ethyl]phenoxy}ethoxy)methyl]phenyl}-2-furamide;
 3-[(2-{4-[2-((2*R*)-2-Hydroxy-2-[4-hydroxy-3-(hydroxymethyl)phenyl]ethyl)amino]ethyl]phenoxy}ethoxy)methyl]benzamide;
 3-[(2-{4-[2-((2*R*)-2-Hydroxy-2-[4-hydroxy-3-(hydroxymethyl)phenyl]ethyl)amino]ethyl]phenoxy}ethoxy)methyl]benzonitrile;
- 20 *N*-{3-[(2-{4-[2-((2*R*)-2-Hydroxy-2-[4-hydroxy-3-(hydroxymethyl)phenyl]ethyl)amino]ethyl]phenoxy}ethoxy)methyl]phenyl}methanesulfonamide;
 4-((1*R*)-2-[(2-{4-[2-(Benzyloxy)ethoxy]phenyl)ethyl]aminol]-1-hydroxyethyl)-2-(hydroxymethyl)phenol;
- 25 *N*-{3-[(2-{4-[2-((2*R*)-2-Hydroxy-2-[4-hydroxy-3-(hydroxymethyl)phenyl]ethyl)amino]ethyl]phenoxy}ethoxy)methyl]phenyl}-*N*'-phenylurea;
 4-((1*R*)-1-Hydroxy-2-[[2-(4-{2-[(3-hydroxybenzyl)oxy]ethoxy}phenyl)ethyl]amino]ethyl)-2-(hydroxymethyl)phenol;
 4-((1*R*)-2-[(1*S*)-2-{4-[2-(Benzyloxy)ethoxy]phenyl}-1-methylethyl)amino]-1-hydroxyethyl)-2-(hydroxymethyl)phenol;
- 30 2-(hydroxymethyl)phenol;
 4-((1*R*)-2-[(1*R*)-2-{4-[2-(Benzyloxy)ethoxy]phenyl}-1-methylethyl)amino]-1-hydroxyethyl)-2-(hydroxymethyl)phenol;
 3-[(2-{4-[2-((2*R*)-2-Hydroxy-2-[4-hydroxy-3-(hydroxymethyl)phenyl]ethyl)amino]ethyl]phenoxy}ethoxy)methyl]benzenesulfonamide;

- 3-[(2-{4-[2-((2*R*)-2-Hydroxy-2-[4-hydroxy-3-(hydroxymethyl)phenyl]ethyl)amino]ethyl]phenoxy}ethoxy)methyl]-*N*-isopropylbenzenesulfonamide;
- 3-[(2-{4-[2-((2*R*)-2-Hydroxy-2-[4-hydroxy-3-(hydroxymethyl)phenyl]ethyl)amino]ethyl]phenoxy}ethoxy)methyl]benzoic acid;
- 5 4-((1*R*)-2-[[2-(4-{2-[(4-Fluorobenzyl)oxy]ethoxy}phenyl)ethyl]amino]-1-hydroxyethyl)-2-(hydroxymethyl)phenol;
- 4-((1*R*)-2-[[2-(4-{2-[(2,6-Dichlorobenzyl)oxy]ethoxy}phenyl)ethyl]amino]-1-hydroxyethyl)-2-(hydroxymethyl)phenol;
- 10 *N*-{3-[(2-{4-[2-((2*R*)-2-Hydroxy-2-[4-hydroxy-3-(hydroxymethyl)phenyl]ethyl)amino]ethyl]phenoxy}ethoxy)methyl]phenyl} sulfamide,
- N*-(*tert*-butoxycarbonyl)-*N*-{3-[(2-{4-[2-((2*R*)-2-hydroxy-2-[4-hydroxy-3-(hydroxymethyl)phenyl]ethyl)amino]ethyl]phenoxy}ethoxy)methyl]phenyl} sulfamide;
- 15 4-[(1*R*)-2-((2-[4-(2-[[3-(Cyclopentylsulfonyl)benzyl]oxy]ethoxy)phenyl]ethyl)amino)-1-hydroxyethyl]-2-(hydroxymethyl)phenol;
- 4-[(1*R*)-2-((2-[4-(2-[[3-(Cyclopentylsulfinyl)benzyl]oxy]ethoxy)phenyl]ethyl)amino)-1-hydroxyethyl]-2-(hydroxymethyl)phenol;
- 20 4-((1*R*)-1-Hydroxy-2-[[2-(4-{2-[(4-isopropoxybenzyl)oxy]ethoxy}phenyl)ethyl]amino]ethyl)-2-(hydroxymethyl)phenol;
- 4-((1*R*)-1-Hydroxy-2-[[2-(4-{2-[(4-hydroxybenzyl)oxy]ethoxy}phenyl)ethyl]amino]ethyl)-2-(hydroxymethyl)phenol;
- 3-[(2-{4-[2-((2*R*)-2-Hydroxy-2-[4-hydroxy-3-(hydroxymethyl)phenyl]ethyl)amino]ethyl]phenoxy}ethoxy)methyl]-*N*-isopropylbenzamide;
- 25 *N*-Cyclohexyl-3-[(2-{4-[2-((2*R*)-2-hydroxy-2-[4-hydroxy-3-(hydroxymethyl)phenyl]ethyl)amino]ethyl]phenoxy}ethoxy)methyl]benzamide;
- N*-Cyclohexyl-3-[(2-{4-[2-((2*R*)-2-hydroxy-2-[4-hydroxy-3-(hydroxymethyl)phenyl]ethyl)amino]ethyl]phenoxy}ethoxy)methyl]benzenesulfonamide;
- 30 3-[(2-{4-[2-((2*R*)-2-Hydroxy-2-[4-hydroxy-3-(hydroxymethyl)phenyl]ethyl)amino]ethyl]phenoxy}ethoxy)methyl]-*N*-methylbenzenesulfonamide;
- 4-[(1*R*)-1-Hydroxy-2-((2-[4-(2-[[3-(isopropylsulfinyl)benzyl]oxy]ethoxy)phenyl]ethyl)amino)ethyl]-2-(hydroxymethyl)phenol;
- 4-[(1*R*)-1-Hydroxy-2-((2-[4-(2-[[3-(isopropylsulfonyl)benzyl]oxy]ethoxy)phenyl]ethyl)amino)ethyl]-2-(hydroxymethyl)phenol;
- 35

- 2-(Hydroxymethyl)-4-[(1*R*)-1-hydroxy-2-({2-[4-(4-phenylbutoxy)phenyl]ethyl}amino)ethyl]phenol;
 4-[(1*R*)-1-Hydroxy-2-[(2-{4-[4-(3-hydroxyphenyl)butoxy]phenyl}ethyl)amino]ethyl]-2-(hydroxymethyl)phenol;
 5 4-[(1*R*)-2-[(2-{4-[4-(3-(Cyclopentylsulfinyl)phenyl]butoxy}phenyl)ethyl]amino]-1-hydroxyethyl]-2-(hydroxymethyl)phenol;
 4-[(1*R*)-2-[(2-{4-[4-(2,6-Dichlorophenyl)butoxy]phenyl}ethyl)amino]-1-hydroxyethyl]-2-(hydroxymethyl)phenol;
 3-(4-{4-[2-[(2*R*)-2-Hydroxy-2-[4-hydroxy-3-(hydroxymethyl)phenyl]ethyl]amino)ethyl]phenoxy}butyl)benzenesulfonamide
 10 *N*-[3-(4-{4-[2-[(2*R*)-2-Hydroxy-2-[4-hydroxy-3-(hydroxymethyl)phenyl]ethyl]amino)ethyl]phenoxy}butyl)phenyl]urea;
 3-(4-{4-[2-[(2*R*)-2-Hydroxy-2-[4-hydroxy-3-(hydroxymethyl)phenyl]ethyl]amino)ethyl]phenoxy}butyl)benzoic acid;
 15 3-(4-{4-[2-[(2*R*)-2-Hydroxy-2-[4-hydroxy-3-(hydroxymethyl)phenyl]ethyl]amino)ethyl]phenoxy}butyl)benzonitrile;
 3-(4-{4-[2-[(2*R*)-2-Hydroxy-2-[4-hydroxy-3-(hydroxymethyl)phenyl]ethyl]amino)ethyl]phenoxy}butyl)benzamide;
 3'-[(2-{4-[2-[(2*R*)-2-Hydroxy-2-[4-hydroxy-3-(hydroxymethyl)phenyl]ethyl]amino)ethyl]phenoxy}ethoxy)methyl]-1,1'-biphenyl-3-carboxylic acid;
 20 *N*-Butyl-3-[(2-{4-[2-[(2*R*)-2-hydroxy-2-[4-hydroxy-3-(hydroxymethyl)phenyl]ethyl]amino)ethyl]phenoxy}ethoxy)methyl]benzamide;
 3-[(2-{4-[2-[(2*R*)-2-Hydroxy-2-[4-hydroxy-3-(hydroxymethyl)phenyl]ethyl]amino)ethyl]phenoxy}ethoxy)methyl]-*N*-pentylbenzamide;
 25 3-[(2-{4-[2-[(2*R*)-2-Hydroxy-2-[4-hydroxy-3-(hydroxymethyl)phenyl]ethyl]amino)ethyl]phenoxy}ethoxy)methyl]-*N*-isobutylbenzamide;
 3-[(2-{4-[2-[(2*R*)-2-Hydroxy-2-[4-hydroxy-3-(hydroxymethyl)phenyl]ethyl]amino)ethyl]phenoxy}ethoxy)methyl]-*N*-isopentylbenzamide;
 30 and salts, solvates, and physiologically functional derivatives thereof.

Particularly preferred compounds of the invention include:

- 3-[(2-{4-[2-[(2*R*)-2-Hydroxy-2-[4-hydroxy-3-(hydroxymethyl)phenyl]ethyl]amino)ethyl]phenoxy}ethoxy)methyl]benzamide;
 35 *N*-Cyclohexyl-3-[(2-{4-[2-[(2*R*)-2-hydroxy-2-[4-hydroxy-3-(hydroxymethyl)phenyl]ethyl]amino)ethyl]phenoxy}ethoxy)methyl]benzamide;

- 3-(4-{4-[2-((2*R*)-2-Hydroxy-2-[4-hydroxy-3-(hydroxymethyl)phenyl]ethyl)amino)ethyl]phenoxy}butyl)benzenesulfonamide;
 3-(4-{4-[2-((2*R*)-2-Hydroxy-2-[4-hydroxy-3-(hydroxymethyl)phenyl]ethyl)amino)ethyl]phenoxy}butyl)benzamide;
 5 *N*-Butyl-3-[(2-{4-[2-((2*R*)-2-hydroxy-2-[4-hydroxy-3-(hydroxymethyl)phenyl]ethyl)amino)ethyl]phenoxy}ethoxy)methyl]benzamide;
 3-[(2-{4-[2-((2*R*)-2-Hydroxy-2-[4-hydroxy-3-(hydroxymethyl)phenyl]ethyl)amino)ethyl]phenoxy}ethoxy)methyl]-*N*-pentylbenzamide;
 3-[(2-{4-[2-((2*R*)-2-Hydroxy-2-[4-hydroxy-3-(hydroxymethyl)phenyl]ethyl)amino)ethyl]phenoxy}ethoxy)methyl]-*N*-isobutylbenzamide;
 10 and
 3-[(2-{4-[2-((2*R*)-2-Hydroxy-2-[4-hydroxy-3-(hydroxymethyl)phenyl]ethyl)amino)ethyl]phenoxy}ethoxy)methyl]-*N*-isopentylbenzamide;
 and salts, solvates, and physiologically functional derivatives thereof.

15

Salts and solvates of compounds of formula (I) which are suitable for use in medicine are those wherein the counterion or associated solvent is pharmaceutically acceptable. However, salts and solvates having non-pharmaceutically acceptable counterions or associated solvents are within the scope of the present invention, for example, for use as
 20 intermediates in the preparation of other compounds of formula (I) and their pharmaceutically acceptable salts, solvates, and physiologically functional derivatives.

By the term "physiologically functional derivative" is meant a chemical derivative of a compound of formula (I) having the same physiological function as the free compound of
 25 formula (I), for example, by being convertible in the body thereto. According to the present invention, examples of physiologically functional derivatives include esters.

Suitable salts according to the invention include those formed with both organic and inorganic acids or bases. Pharmaceutically acceptable acid addition salts include those
 30 formed from hydrochloric, hydrobromic, sulphuric, citric, tartaric, phosphoric, lactic, pyruvic, acetic, trifluoroacetic, triphenylacetic, sulphamic, sulphanilic, succinic, oxalic, fumaric, maleic, malic, glutamic, aspartic, oxaloacetic, methanesulphonic, ethanesulphonic, arylsulphonic (for example p-toluenesulphonic, benzenesulphonic, naphthalenesulphonic or naphthalenedisulphonic), salicylic, glutaric, gluconic,
 35 tricarballic, cinnamic, substituted cinnamic (for example, phenyl, methyl, methoxy or halo substituted cinnamic, including 4-methyl and 4-methoxycinnamic acid), ascorbic,

oleic, naphthoic, hydroxynaphthoic (for example 1- or 3-hydroxy-2-naphthoic), naphthaleneacrylic (for example naphthalene-2-acrylic), benzoic, 4-methoxybenzoic, 2- or 4-hydroxybenzoic, 4-chlorobenzoic, 4-phenylbenzoic, benzeneacrylic (for example 1,4-benzenediacrylic) and isethionic acids. Pharmaceutically acceptable base salts include ammonium salts, alkali metal salts such as those of sodium and potassium, alkaline earth metal salts such as those of calcium and magnesium and salts with organic bases such as dicyclohexyl amine and N-methyl-D-glucamine.

Pharmaceutically acceptable esters of the compounds of formula (I) may have a hydroxyl group converted to a C₁₋₆alkyl, aryl, aryl C₁₋₆ alkyl, or amino acid ester.

As mentioned above, the compounds of formulae (I) are selective β_2 -adrenoreceptor agonists as demonstrated using functional or reporter gene readout from cell lines transfected with human beta-adrenoreceptors as described below. Compounds according to the present invention also have the potential to combine long duration of effect with rapid onset of action. Furthermore, certain compounds have shown an improved therapeutic index in animal models relative to existing long-acting β_2 -agonist bronchodilators. As such, compounds of the invention may be suitable for once-daily administration.

Therefore, compounds of formula (I) and their pharmaceutically acceptable salts, solvates, and physiologically functional derivatives have use in the prophylaxis and treatment of clinical conditions for which a selective β_2 -adrenoreceptor agonist is indicated. Such conditions include diseases associated with reversible airways obstruction such as asthma, chronic obstructive pulmonary diseases (COPD) (e.g. chronic and wheezy bronchitis, emphysema), respiratory tract infection and upper respiratory tract disease.

Other conditions which may be treated include premature labour, depression, congestive heart failure, skin diseases (e.g. inflammatory, allergic, psoriatic, and proliferative skin diseases), conditions where lowering peptic acidity is desirable (e.g. peptic and gastric ulceration) and muscle wasting disease.

Accordingly, the present invention provides a method for the prophylaxis or treatment of a clinical condition in a mammal, such as a human, for which a selective β_2 -adrenoreceptor

agonist is indicated, which comprises administration of a therapeutically effective amount of a compound of formula (I), or a pharmaceutically acceptable salt, solvate, or physiologically functional derivative thereof. In particular, the present invention provides such a method for the prophylaxis or treatment of a disease associated with reversible
5 airways obstruction such as asthma, chronic obstructive pulmonary disease (COPD), respiratory tract infection or upper respiratory tract disease. In a further aspect the present invention provides such a method for the prophylaxis or treatment of a clinical condition selected from premature labour, depression, congestive heart failure, skin diseases (e.g. inflammatory, allergic, psoriatic, and proliferative skin diseases), conditions
10 where lowering peptic acidity is desirable (e.g. peptic and gastric ulceration) or muscle wasting disease.

In the alternative, there is also provided a compound of formula (I), or a pharmaceutically acceptable salt, solvate, or physiologically functional derivative thereof for use in medical
15 therapy, particularly, for use in the prophylaxis or treatment of a clinical condition in a mammal, such as a human, for which a selective β_2 -adrenoreceptor agonist is indicated. In particular, there is provided a compound of formula (I), or a pharmaceutically acceptable salt, solvate, or physiologically functional derivative thereof for the prophylaxis or treatment of a disease associated with reversible airways obstruction such as asthma,
20 chronic obstructive pulmonary disease (COPD), respiratory tract infection or upper respiratory tract disease. In a further aspect, there is provided a compound of formula (I), or a pharmaceutically acceptable salt, solvate, or physiologically functional derivative thereof for the prophylaxis or treatment of a clinical condition selected from premature labour, depression, congestive heart failure, skin diseases (e.g. inflammatory, allergic,
25 psoriatic, and proliferative skin diseases), conditions where lowering peptic acidity is desirable (e.g. peptic and gastric ulceration) or muscle wasting disease.

The present invention also provides the use of a compound of formula (I), or a pharmaceutically acceptable salt, solvate, or physiologically functional derivative thereof
30 in the manufacture of a medicament for the prophylaxis or treatment of a clinical condition for which a selective β_2 -adrenoreceptor agonist is indicated, for example a disease associated with reversible airways obstruction such as asthma, chronic obstructive pulmonary disease (COPD), respiratory tract infection or upper respiratory tract disease. In a further aspect, there is provided a compound of formula (I), or a pharmaceutically
35 acceptable salt, solvate, or physiologically functional derivative thereof in the manufacture of a medicament for the prophylaxis or treatment of a clinical condition selected from

premature labour, depression, congestive heart failure, skin diseases (e.g. inflammatory, allergic, psoriatic, and proliferative skin diseases), conditions where lowering peptic acidity is desirable (e.g. peptic and gastric ulceration) and muscle wasting disease.

- 5 The amount of a compound of formula (I), or a pharmaceutically acceptable salt, solvate or physiologically functional derivative thereof which is required to achieve a therapeutic effect will, of course, vary with the particular compound, the route of administration, the subject under treatment, and the particular disorder or disease being treated. The compounds of the invention may be administered by inhalation at a dose of from
10 0.0005mg to 10 mg, preferably 0.005mg to 0.5mg. The dose range for adult humans is generally from 0.0005 mg to 100mg per day and preferably 0.01 mg to 1mg per day.

- While it is possible for the compound of formula (I), or a pharmaceutically acceptable salt, solvate, or physiologically functional derivative thereof to be administered alone, it is
15 preferable to present it as a pharmaceutical formulation.

- Accordingly, the present invention further provides a pharmaceutical formulation comprising a compound of formula (I), or a pharmaceutically acceptable salt, solvate, or physiologically functional derivative thereof, and a pharmaceutically acceptable carrier or
20 excipient, and optionally one or more other therapeutic ingredients.

Hereinafter, the term "active ingredient" means a compound of formula (I), or a pharmaceutically acceptable salt, solvate, or physiologically functional derivative thereof.

- 25 The formulations include those suitable for oral, parenteral (including subcutaneous, intradermal, intramuscular, intravenous and intraarticular), inhalation (including fine particle dusts or mists which may be generated by means of various types of metered dose pressurised aerosols, nebulisers or insufflators), rectal and topical (including dermal, buccal, sublingual and intraocular) administration although the most suitable route may
30 depend upon for example the condition and disorder of the recipient. The formulations may conveniently be presented in unit dosage form and may be prepared by any of the methods well known in the art of pharmacy. All methods include the step of bringing the active ingredient into association with the carrier which constitutes one or more accessory ingredients. In general the formulations are prepared by uniformly and intimately bringing
35 into association the active ingredient with liquid carriers or finely divided solid carriers or both and then, if necessary, shaping the product into the desired formulation.

Formulations of the present invention suitable for oral administration may be presented as discrete units such as capsules, cachets or tablets each containing a predetermined amount of the active ingredient; as a powder or granules; as a solution or a suspension in
5 an aqueous liquid or a non-aqueous liquid; or as an oil-in-water liquid emulsion or a water-in-oil liquid emulsion. The active ingredient may also be presented as a bolus, electuary or paste.

A tablet may be made by compression or moulding, optionally with one or more accessory
10 ingredients. Compressed tablets may be prepared by compressing in a suitable machine the active ingredient in a free-flowing form such as a powder or granules, optionally mixed with a binder, lubricant, inert diluent, lubricating, surface active or dispersing agent. Moulded tablets may be made by moulding in a suitable machine a mixture of the powdered compound moistened with an inert liquid diluent. The tablets may optionally be
15 coated or scored and may be formulated so as to provide slow or controlled release of the active ingredient therein.

Formulations for parenteral administration include aqueous and non-aqueous sterile injection solutions which may contain anti-oxidants, buffers, bacteriostats and solutes
20 which render the formulation isotonic with the blood of the intended recipient; and aqueous and non-aqueous sterile suspensions which may include suspending agents and thickening agents. The formulations may be presented in unit-dose or multi-dose containers, for example sealed ampoules and vials, and may be stored in a freeze-dried (lyophilised) condition requiring only the addition of the sterile liquid carrier, for example
25 saline or water-for-injection, immediately prior to use. Extemporaneous injection solutions and suspensions may be prepared from sterile powders, granules and tablets of the kind previously described.

Dry powder compositions for topical delivery to the lung by inhalation may, for example,
30 be presented in capsules and cartridges of for example gelatine, or blisters of for example laminated aluminium foil, for use in an inhaler or insufflator. Formulations generally contain a powder mix for inhalation of the compound of the invention and a suitable powder base (carrier substance) such as lactose or starch. Use of lactose is preferred. Each capsule or cartridge may generally contain between 20µg-10mg of the compound of
35 formula (I) optionally in combination with another therapeutically active ingredient. Alternatively, the compound of the invention may be presented without excipients.

Packaging of the formulation may be suitable for unit dose or multi-dose delivery. In the case of multi-dose delivery, the formulation can be pre-metered (eg as in Diskus, see GB 2242134, US 5590645 and US 5873360; or Diskhaler, see GB 2178965, 2129691 and 2169265, and US4627432, US4778054, US4811731 and US50352377) or metered in use (eg as in Turbuhaler, see EP 69715). The content of US 5590645, US 5873360 US4627432, US4778054, US4811731 and US50352377 is incorporated herein by reference. An example of a unit-dose device is Rotahaler (see GB 2064336). The Diskus inhalation device comprises an elongate strip formed from a base sheet having a plurality of recesses spaced along its length and a lid sheet hermetically but peelably sealed thereto to define a plurality of containers, each container having therein an inhalable formulation containing a compound of formula (I) preferably combined with lactose. Preferably, the strip is sufficiently flexible to be wound into a roll. The lid sheet and base sheet will preferably have leading end portions which are not sealed to one another and at least one of the said leading end portions is constructed to be attached to a winding means. Also, preferably the hermetic seal between the base and lid sheets extends over their whole width. The lid sheet may preferably be peeled from the base sheet in a longitudinal direction from a first end of the said base sheet.

Spray compositions for topical delivery to the lung by inhalation may for example be formulated as aqueous solutions or suspensions or as aerosols delivered from pressurised packs, such as a metered dose inhaler, with the use of a suitable liquefied propellant. A metered dose inhaler is generally shown and described in European patent No. 1066073, the content of which is hereby incorporated herein by reference.

Aerosol compositions suitable for inhalation can be either a suspension or a solution and generally contain the compound of formula (I) optionally in combination with another therapeutically active ingredient and a suitable propellant such as a fluorocarbon or hydrogen-containing chlorofluorocarbon or mixtures thereof, particularly hydrofluoroalkanes, e.g. dichlorodifluoromethane, trichlorofluoromethane, dichlorotetrafluoroethane, especially 1,1,1,2-tetrafluoroethane, 1,1,1,2,3,3,3-heptafluoro-n-propane or a mixture thereof. Carbon dioxide or other suitable gas may also be used as propellant. The aerosol composition may be excipient free or may optionally contain additional formulation excipients well known in the art such as surfactants eg oleic acid or lecithin and cosolvents eg ethanol. Pressurised formulations will generally be retained in a canister (eg an aluminium canister) closed with a valve (eg a metering valve) and fitted into an actuator provided with a mouthpiece.

Medicaments for administration by inhalation desirably have a controlled particle size. The optimum particle size for inhalation into the bronchial system is usually 1-10 μ m, preferably 2-5 μ m. Particles having a size above 20 μ m are generally too large when inhaled to reach the small airways. To achieve these particle sizes the particles of the active ingredient as produced may be size reduced by conventional means eg by micronisation. The desired fraction may be separated out by air classification or sieving. Preferably, the particles will be crystalline. When an excipient such as lactose is employed, generally, the particle size of the excipient will be much greater than the inhaled medicament within the present invention. When the excipient is lactose it will typically be present as milled lactose, wherein not more than 85% of lactose particles will have a MMD of 60-90 μ m and not less than 15% will have a MMD of less than 15 μ m.

Intranasal sprays may be formulated with aqueous or non-aqueous vehicles with the addition of agents such as thickening agents, buffer salts or acid or alkali to adjust the pH, isotonicity adjusting agents or anti-oxidants.

Solutions for inhalation by nebulation may be formulated with an aqueous vehicle with the addition of agents such as acid or alkali, buffer salts, isotonicity adjusting agents or antimicrobials. They may be sterilised by filtration or heating in an autoclave, or presented as a non-sterile product.

Formulations for rectal administration may be presented as a suppository with the usual carriers such as cocoa butter or polyethylene glycol.

Formulations for topical administration in the mouth, for example buccally or sublingually, include lozenges comprising the active ingredient in a flavoured basis such as sucrose and acacia or tragacanth, and pastilles comprising the active ingredient in a basis such as gelatin and glycerin or sucrose and acacia.

Preferred unit dosage formulations are those containing an effective dose, as hereinbefore recited, or an appropriate fraction thereof, of the active ingredient.

It should be understood that in addition to the ingredients particularly mentioned above, the formulations of this invention may include other agents conventional in the art having

regard to the type of formulation in question, for example those suitable for oral administration may include flavouring agents.

5 The compounds and pharmaceutical formulations according to the invention may be used in combination with or include one or more other therapeutic agents, for example selected from anti-inflammatory agents, anticholinergic agents (particularly an M_1 , M_2 , M_1/M_2 or M_3 receptor antagonist), other β_2 -adrenoreceptor agonists, antiinfective agents (e.g. antibiotics, antivirals), or antihistamines. The invention thus provides, in a further aspect, a combination comprising a compound of formula (I) or a pharmaceutically acceptable
10 salt, solvate or physiologically functional derivative thereof together with one or more other therapeutically active agents, for example selected from an anti-inflammatory agent (for example a corticosteroid or an NSAID), an anticholinergic agent, another β_2 -adrenoreceptor agonist, an antiinfective agent (e.g. an antibiotic or an antiviral), or an antihistamine. Preferred are combinations comprising a compound of formula (I) or a
15 pharmaceutically acceptable salt, solvate or physiologically functional derivative thereof together with a corticosteroid, and/or an anticholinergic, and/or a PDE-4 inhibitor. Preferred combinations are those comprising one or two other therapeutic agents.

It will be clear to a person skilled in the art that, where appropriate, the other therapeutic
20 ingredient(s) may be used in the form of salts, (e.g. as alkali metal or amine salts or as acid addition salts), or prodrugs, or as esters (e.g. lower alkyl esters), or as solvates (e.g. hydrates) to optimise the activity and/or stability and/or physical characteristics (e.g. solubility) of the therapeutic ingredient. It will be clear also that where appropriate, the therapeutic ingredients may be used in optically pure form.

25 Suitable anti-inflammatory agents include corticosteroids and NSAIDs. Suitable corticosteroids which may be used in combination with the compounds of the invention are those oral and inhaled corticosteroids and their pro-drugs which have anti-inflammatory activity. Examples include methyl prednisolone, prednisolone, dexamethasone, fluticasone propionate, $6\alpha,9\alpha$ -difluoro- 17α -[(2-furanylcarbonyl)oxy]- 11β -hydroxy- 16α -methyl-3-oxo-androsta-1,4-diene- 17β -carbothioic acid *S*-fluoromethyl ester,
30 $6\alpha,9\alpha$ -difluoro- 11β -hydroxy- 16α -methyl-3-oxo- 17α -propionyloxy- androsta-1,4-diene- 17β -carbothioic acid *S*-(2-oxo-tetrahydro-furan-3*S*-yl) ester, beclomethasone esters (e.g. the 17-propionate ester or the 17,21-dipropionate ester), budesonide, flunisolide, mometasone esters (e.g. the furoate ester), triamcinolone acetonide, rofleponide,
35

ciclesonide, butixocort propionate, RPR-106541, and ST-126. Preferred corticosteroids include fluticasone propionate, 6 α ,9 α -difluoro-11 β -hydroxy-16 α -methyl-17 α -[(4-methyl-1,3-thiazole-5-carbonyl)oxy]-3-oxo-androsta-1,4-diene-17 β -carbothioic acid *S*-fluoromethyl ester and 6 α ,9 α -difluoro-17 α -[(2-furanylcarbonyl)oxy]-11 β -hydroxy-16 α -methyl-3-oxo-androsta-1,4-diene-17 β -carbothioic acid *S*-fluoromethyl ester, more preferably 6 α ,9 α -difluoro-17 α -[(2-furanylcarbonyl)oxy]-11 β -hydroxy-16 α -methyl-3-oxo-androsta-1,4-diene-17 β -carbothioic acid *S*-fluoromethyl ester.

Suitable NSAIDs include sodium cromoglycate, nedocromil sodium, phosphodiesterase (PDE) inhibitors (e.g. theophylline, PDE4 inhibitors or mixed PDE3/PDE4 inhibitors), leukotriene antagonists, inhibitors of leukotriene synthesis, iNOS inhibitors, tryptase and elastase inhibitors, beta-2 integrin antagonists and adenosine receptor agonists or antagonists (e.g. adenosine 2a agonists), cytokine antagonists (e.g. chemokine antagonists) or inhibitors of cytokine synthesis. Suitable other β_2 -adrenoreceptor agonists include salmeterol (e.g. as the xinafoate), salbutamol (e.g. as the sulphate or the free base), formoterol (e.g. as the fumarate), fenoterol or terbutaline and salts thereof.

Of particular interest is use of the compound of formula (I) in combination with a phosphodiesterase 4 (PDE4) inhibitor or a mixed PDE3/PDE4 inhibitor. The PDE4-specific inhibitor useful in this aspect of the invention may be any compound that is known to inhibit the PDE4 enzyme or which is discovered to act as a PDE4 inhibitor, and which are only PDE4 inhibitors, not compounds which inhibit other members of the PDE family as well as PDE4. Generally it is preferred to use a PDE4 inhibitor which has an IC₅₀ ratio of about 0.1 or greater as regards the IC₅₀ for the PDE4 catalytic form which binds rolipram with a high affinity divided by the IC₅₀ for the form which binds rolipram with a low affinity. For the purposes of this disclosure, the cAMP catalytic site which binds R and S rolipram with a low affinity is denominated the "low affinity" binding site (LPDE 4) and the other form of this catalytic site which binds rolipram with a high affinity is denominated the "high affinity" binding site (HPDE 4). This term "HPDE4" should not be confused with the term "hPDE4" which is used to denote human PDE4.

A method for determining IC₅₀s ratios is set out in US patent 5,998,428 which is incorporated herein in full by reference as though set out herein. See also PCT application WO 00/51599 for an another description of said assay.

The preferred PDE4 inhibitors of use in this invention will be those compounds which have a salutary therapeutic ratio, i.e., compounds which preferentially inhibit cAMP catalytic activity where the enzyme is in the form that binds rolipram with a low affinity, thereby reducing the side effects which apparently are linked to inhibiting the form which binds rolipram with a high affinity. Another way to state this is that the preferred compounds will have an IC_{50} ratio of about 0.1 or greater as regards the IC_{50} for the PDE4 catalytic form which binds rolipram with a high affinity divided by the IC_{50} for the form which binds rolipram with a low affinity.

A further refinement of this standard is that of one wherein the PDE4 inhibitor has an IC_{50} ratio of about 0.1 or greater; said ratio is the ratio of the IC_{50} value for competing with the binding of 1nM of [3H]R-rolipram to a form of PDE4 which binds rolipram with a high affinity over the IC_{50} value for inhibiting the PDE4 catalytic activity of a form which binds rolipram with a low affinity using 1 μM [3H]-cAMP as the substrate.

Examples of useful PDE4 inhibitors are:

(R)-(+)-1-(4-bromobenzyl)-4-[(3-cyclopentyloxy)-4-methoxyphenyl]-2-pyrrolidone;
(R)-(+)-1-(4-bromobenzyl)-4-[(3-cyclopentyloxy)-4-methoxyphenyl]-2-pyrrolidone;
3-(cyclopentyloxy-4-methoxyphenyl)-1-(4-N'-[N2-cyano-S-methyl-isothioureido]benzyl)-2-pyrrolidone;
cis 4-cyano-4-(3-cyclopentyloxy-4-methoxyphenyl)cyclohexan-1-carboxylic acid];
cis-[4-cyano-4-(3-cyclopropylmethoxy-4-difluoromethoxyphenyl)cyclohexan-1-ol];
(R)-(+)-ethyl [4-(3-cyclopentyloxy-4-methoxyphenyl)pyrrolidine-2-ylidene]acetate; and
(S)-(-)-ethyl [4-(3-cyclopentyloxy-4-methoxyphenyl)pyrrolidine-2-ylidene]acetate.

Most preferred are those PDE4 inhibitors which have an IC_{50} ratio of greater than 0.5, and particularly those compounds having a ratio of greater than 1.0. Preferred compounds are *cis* 4-cyano-4-(3-cyclopentyloxy-4-methoxyphenyl)cyclohexan-1-carboxylic acid, 2-carbomethoxy-4-cyano-4-(3-cyclopropylmethoxy-4-difluoromethoxyphenyl)cyclohexan-1-one and *cis*-[4-cyano-4-(3-cyclopropylmethoxy-4-difluoromethoxyphenyl)cyclohexan-1-ol]; these are examples of compounds which bind preferentially to the low affinity binding site and which have an IC_{50} ratio of 0.1 or greater.

Other compounds of interest include:

Compounds set out in U.S. patent 5,552,438 issued 03 September, 1996; this patent and the compounds it discloses are incorporated herein in full by reference. The compound of

particular interest, which is disclosed in U.S. patent 5,552,438, is *cis*-4-cyano-4-[3-(cyclopentyloxy)-4-methoxyphenyl]cyclohexane-1-carboxylic acid (also known as cilomast) and its salts, esters, pro-drugs or physical forms;

- 5 AWD-12-281 from elbion (Hofgen, N. et al. 15th EFMC Int Symp Med Chem (Sept 6-10, Edinburgh) 1998, Abst P.98; CAS reference No. 247584020-9); a 9-benzyladenine derivative nominated NCS-613 (INSERM); D-4418 from Chiroscience and Schering-Plough; a benzodiazepine PDE4 inhibitor identified as CI-1018 (PD-168787) and attributed to Pfizer; a benzodioxole derivative disclosed by Kyowa Hakko in WO99/16766;
- 10 K-34 from Kyowa Hakko; V-11294A from Napp (Landells, L.J. et al. Eur Resp J [Annu Cong Eur Resp Soc (Sept 19-23, Geneva) 1998] 1998, 12 (Suppl. 28): Abst P2393); roflumilast (CAS reference No 162401-32-3) and a pthalazinone (WO99/47505, the disclosure of which is hereby incorporated by reference) from Byk-Gulden; Pumafentrine, (-)-p-[(4aR*,10bS*)-9-ethoxy-1,2,3,4,4a,10b-hexahydro-8-methoxy-2-
- 15 methylbenzo[c][1,6]naphthyridin-6-yl]-N,N-diisopropylbenzamide which is a mixed PDE3/PDE4 inhibitor which has been prepared and published on by Byk-Gulden, now Altana; arofylline under development by Almirall-Prodesfarma; VM554/UM565 from Vernalis; or T-440 (Tanabe Seiyaku; Fuji, K. et al. J Pharmacol Exp Ther, 1998, 284(1): 162), and T2585.

20

Other possible PDE-4 and mixed PDE3/PDE4 inhibitors include those listed in WO01/13953, the disclosure of which is hereby incorporated by reference.

- Suitable anticholinergic agents are those compounds that act as antagonists at the muscarinic receptor, in particular those compounds which are antagonists of the M₁ and M₂ receptors. Exemplary compounds include the alkaloids of the belladonna plants as
- 25 illustrated by the likes of atropine, scopolamine, homatropine, hyoscyamine; these compounds are normally administered as a salt, being tertiary amines. These drugs, particularly the salt forms, are readily available from a number of commercial sources or
- 30 can be made or prepared from literature data via, to wit:
- Atropine - CAS-51-55-8 or CAS-51-48-1 (anhydrous form), atropine sulfate - CAS-5908-99-6; atropine oxide - CAS-4438-22-6 or its HCl salt - CAS-4574-60-1 and methylatropine nitrate - CAS-52-88-0.
- Homatropine - CAS-87-00-3, hydrobromide salt - CAS-51-56-9, methylbromide salt -
- 35 CAS-80-49-9.

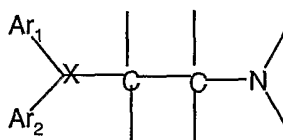
Hyoscyamine (*d, l*) - CAS-101-31-5, hydrobromide salt - CAS-306-03-6 and sulfate salt - CAS-6835-16-1.

Scopolamine - CAS-51-34-3, hydrobromide salt - CAS-6533-68-2, methylbromide salt - CAS-155-41-9.

5

Preferred anticholinergics include ipratropium (e.g. as the bromide), sold under the name Atrovent, oxitropium (e.g. as the bromide) and tiotropium (e.g. as the bromide) (CAS-139404-48-1). Also of interest are: methantheline (CAS-53-46-3), propantheline bromide (CAS- 50-34-9), anisotropine methyl bromide or Valpin 50 (CAS- 80-50-2), clidinium bromide (Quarzan, CAS-3485-62-9), copyrrolate (Robinul), isopropamide iodide (CAS-71-81-8), mepenzolate bromide (U.S. patent 2,918,408), tridihexethyl chloride (Pathilone, CAS-4310-35-4), and hexocyclium methylsulfate (Tral, CAS-115-63-9). See also cyclopentolate hydrochloride (CAS-5870-29-1), tropicamide (CAS-1508-75-4), trihexyphenidyl hydrochloride (CAS-144-11-6), pirenzepine (CAS-29868-97-1), telenzepine (CAS-80880-90-9), AF-DX 116, or methoctramine, and the compounds disclosed in WO01/04118, the disclosure of which is hereby incorporated by reference.

Suitable antihistamines (also referred to as H₁-receptor antagonists) include any one or more of the numerous antagonists known which inhibit H₁-receptors, and are safe for human use. All are reversible, competitive inhibitors of the interaction of histamine with H₁-receptors. The majority of these inhibitors, mostly first generation antagonists, have a core structure, which can be represented by the following formula:



This generalized structure represents three types of antihistamines generally available: ethanolamines, ethylenediamines, and alkylamines. In addition, other first generation antihistamines include those which can be characterized as based on piperazine and phenothiazines. Second generation antagonists, which are non-sedating, have a similar structure-activity relationship in that they retain the core ethylene group (the alkylamines) or mimic the tertiary amine group with piperazine or piperidine. Exemplary antagonists are as follows:

Ethanolamines: carbinoxamine maleate, clemastine fumarate, diphenylhydramine hydrochloride, and dimenhydrinate.

Ethylenediamines: pyrillamine amleate, tripelennamine HCl, and tripelennamine citrate.

Alkylamines: chlorpheniramine and its salts such as the maleate salt, and acrivastine.

Piperazines: hydroxyzine HCl, hydroxyzine pamoate, cyclizine HCl, cyclizine lactate, meclizine HCl, and cetirizine HCl.

Piperidines: Astemizole, levocabastine HCl, loratadine or its descarboethoxy analogue,
5 and terfenadine and fexofenadine hydrochloride or another pharmaceutically acceptable salt.

Azelastine hydrochloride is yet another H₁ receptor antagonist which may be used in combination with a PDE4 inhibitor.

10 Examples of preferred anti-histamines include methapyrilene and loratadine.

The invention thus provides, in a further aspect, a combination comprising a compound of formula (I) a pharmaceutically acceptable salt, solvate or physiologically functional derivative thereof together with a PDE4 inhibitor.

15

The invention thus provides, in a further aspect, a combination comprising a compound of formula (I) a pharmaceutically acceptable salt, solvate or physiologically functional derivative thereof together with a corticosteroid.

20 The invention thus provides, in a further aspect, a combination comprising a compound of formula (I) a pharmaceutically acceptable salt, solvate or physiologically functional derivative thereof together with an anticholinergic.

The invention thus provides, in a further aspect, a combination comprising a compound of
25 formula (I) a pharmaceutically acceptable salt, solvate or physiologically functional derivative thereof together with an antihistamine.

The invention thus provides, in a further aspect, a combination comprising a compound of formula (I) a pharmaceutically acceptable salt, solvate or physiologically functional
30 derivative thereof together with a PDE4 inhibitor and a corticosteroid.

The invention thus provides, in a further aspect, a combination comprising a compound of formula (I) a pharmaceutically acceptable salt, solvate or physiologically functional derivative thereof together with an anticholinergic and a PDE-4 inhibitor.

35

The combinations referred to above may conveniently be presented for use in the form of a pharmaceutical formulation and thus pharmaceutical formulations comprising a combination as defined above together with a physiologically acceptable diluent or carrier represent a further aspect of the invention.

5

The individual compounds of such combinations may be administered either sequentially or simultaneously in separate or combined pharmaceutical formulations. Appropriate doses of known therapeutic agents will be readily appreciated by those skilled in the art.

10 According to a further aspect of the invention, there is provided a process for preparing a compound of formula (I), or a salt, solvate, or physiologically functional derivative thereof which comprises a process (a), (b), (c) or (d) as defined below followed by the following steps in any order:

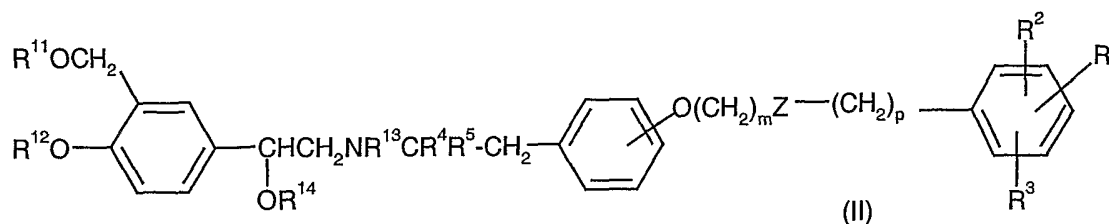
- 15 (i) optional removal of any protecting groups;
(ii) optional separation of an enantiomer from a mixture of enantiomers;
(iii) optional conversion of the product to a corresponding salt, solvate,
(iv) optional conversion of a group R^1 , R^2 and/or R^3 to another group R^1 , R^2
and/or R^3 ,
20 or physiologically functional derivative thereof.

In the following description of synthetic routes, R^1 , R^2 , R^3 , R^4 , R^5 , Z, m and p are as defined for formula (I) and R^{11} , R^{12} , R^{13} and R^{14} are as defined for formula (II) below unless indicated otherwise.

25

In one general process (a), a compound of formula (I), may be obtained by deprotection of a protected intermediate, for example of formula (II):

30



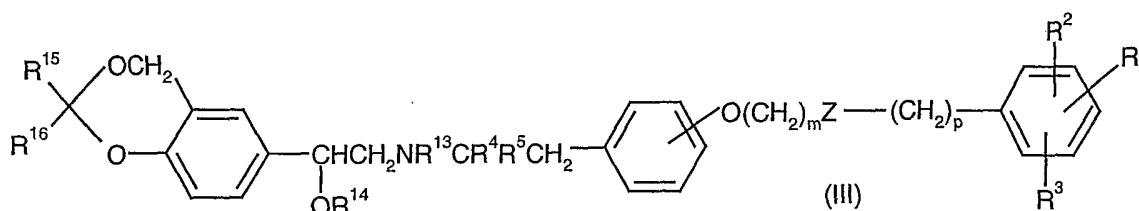
or a salt or solvate thereof, wherein R^1 , R^2 , R^3 , R^4 , R^5 , Z , m , and p are as defined for the compounds of formula (I), and R^{11} , R^{12} , R^{13} and R^{14} are each independently either hydrogen or a protecting group provided that at least one of R^{11} , R^{12} , R^{13} and R^{14} is a protecting group.

Suitable protecting groups may be any conventional protecting group such as those described in "Protective Groups in Organic Synthesis" by Theodora W Greene and Peter G M Wuts, 3rd edition (John Wiley & Sons, 1999). Examples of suitable hydroxyl protecting groups represented by R^{11} and R^{12} are esters such as acetate ester, aralkyl groups such as benzyl, diphenylmethyl, or triphenylmethyl, and tetrahydropyranyl. Examples of suitable amino protecting groups represented by R^{13} include benzyl, α -methylbenzyl, diphenylmethyl, triphenylmethyl, benzyloxycarbonyl, tert-butoxycarbonyl, and acyl groups such as trichloroacetyl or trifluoroacetyl.

As will be appreciated by the person skilled in the art, use of such protecting groups may include orthogonal protection of groups in the compounds of formula (II) to facilitate the selective removal of one group in the presence of another, thus enabling selective functionalisation of a single amino or hydroxyl function. For example, the $-\text{CH}(\text{OH})$ group may be orthogonally protected as $-\text{CH}(\text{OR}^{14})$ using, for example, a trialkylsilyl group such as triethylsilyl. A person skilled in the art will also appreciate other orthogonal protection strategies, available by conventional means as described in Theodora W Greene and Peter G M Wuts (see above).

The deprotection to yield a compound of formula (I), may be effected using conventional techniques. Thus, for example, when R^{11} , R^{12} , and/or R^{13} is an aralkyl group, this may be cleaved by hydrogenolysis in the presence of a metal catalyst (e.g. palladium on charcoal).

When R^{11} and/or R^{12} is tetrahydropyranyl this may be cleaved by hydrolysis under acidic conditions. Acyl groups represented by R^{13} may be removed by hydrolysis, for example with a base such as sodium hydroxide, or a group such as trichloroethoxycarbonyl may be removed by reduction with, for example, zinc and acetic acid. Other deprotection methods may be found in Theodora W Greene and Peter G M Wuts (see above). In a particular embodiment of process (a), R^{11} and R^{12} may together represent a protecting group as in the compound of formula (III):



10

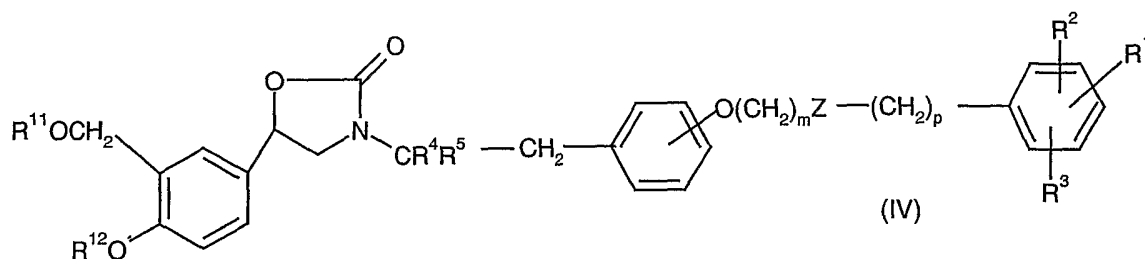
or a salt or solvate thereof, wherein R^1 , R^2 , R^3 , R^4 , R^5 , R^{13} , R^{14} , Z , m , and p are as defined for the compound of formula (II), and R^{15} and R^{16} are independently selected from hydrogen, C_{1-6} alkyl, or aryl or R^{15} and R^{16} together form a carbocyclic ring eg. containing from 5 to 7 carbon atoms. In a preferred aspect, both R^{15} and R^{16} are methyl.

15

The compound of formula (III) may be converted to a compound of formula (I), by hydrolysis with dilute aqueous acid, for example acetic acid or hydrochloric acid in a suitable solvent or by transketalisation in an alcohol, for example ethanol, in the presence of a catalyst such as an acid (for example, toluenesulphonic acid) or a salt (such as pyridinium tosylate) or a resin-bound sulphonic acid such as SCX-2, at normal or elevated temperature.

It will be appreciated that the protecting groups R^{11} , R^{12} , R^{13} and R^{14} (including the cyclised protecting group formed by R^{15} and R^{16} as depicted in formula (III)) may be removed in a single step or sequentially. The precise order in which protecting groups are removed will in part depend upon the nature of said groups and will be readily apparent to the skilled worker. Preferably, when R^{15} and R^{16} together form a protecting group as in formula (III) this protecting group is removed together with any protecting group on the $CH(OH)$ moiety, followed by removal of R^{13} . However, preferably the nitrogen protecting group is removed first if deprotection is to be effected using base catalysis.

Compounds of formulae (II) and (III) wherein R^{13} is hydrogen may be prepared from the corresponding compound of formula (IV):

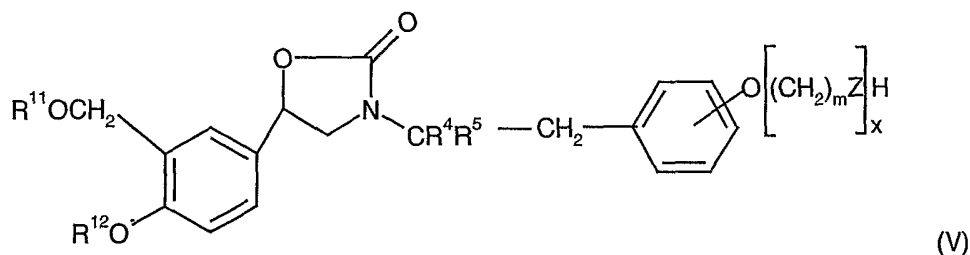


- 5 or a salt or solvate thereof, wherein R^1 , R^2 , R^3 , R^4 , R^5 , R^{11} , R^{12} , Z , m , and p are as defined for the compound of formula (II) or (III).

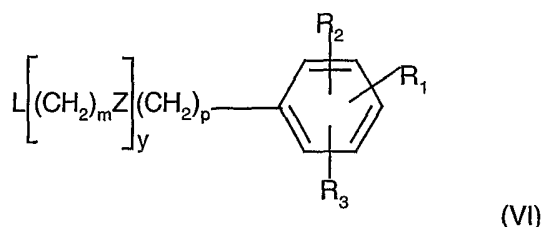
The conversion of a compound of formula (IV) to a compound of formula (II) or (III) may be effected by treatment with a base, for example a non-aqueous base, such as potassium trimethylsilanolate, or an aqueous base such as aqueous sodium hydroxide, in a suitable solvent such as tetrahydrofuran.

10

The compounds of formula (IV) may be prepared by reacting a compound of formula (V):



- wherein R^4 , R^5 , R^{11} , R^{12} , Z and m are as defined for the compound of formula (II) and x is as defined below,
- 15 with a compound of formula (VI):



- wherein R^1 , R^2 , R^3 , Z and p are as defined for the compound of formula (I), L is a leaving group such as halo (typically chloro, bromo or iodo) or a sulphonate eg. alkylsulphonate (typically methanesulphonate), and x and y each represent 1 or zero such that the sum of x and y is 1. When x is 1, Z preferably represents O .
- 20

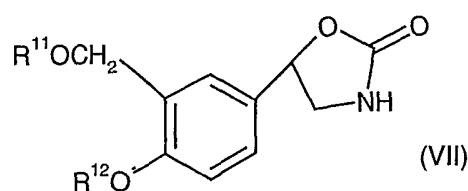
The reaction of formula (V) and formula (VI) is advantageously effected in the presence of a base such as sodium hydride, or an inorganic carbonate, for example cesium carbonate or potassium carbonate.

5

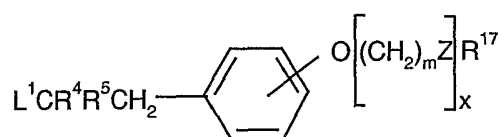
Compounds of formula (VI) are commercially available or may be prepared by methods well known to a person skilled in the art.

Compounds of formula (V) may be prepared by coupling a compound of formula (VII):

10



or a salt or solvate thereof, wherein R^{11} and R^{12} are as defined for the compound of formula (V) with a compound of formula (VIII):



(VIII)

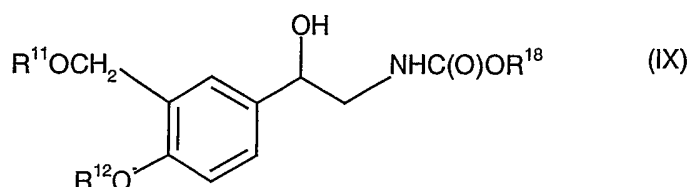
- 15 wherein R^4 , R^5 , Z and m are as defined for the formula (I), x is zero or 1, L^1 is a leaving group, for example a halo group, (typically bromo or iodo) or a sulphonate such as an alkyl sulphonate (typically methanesulphonate) an aryl sulphonate (typically toluenesulphonate) or a haloalkylsulphonate (typically trifluoromethane sulphonate), and R^{17} is a hydroxyl protecting group, such as an acyl group. The group R^{17} may be removed
- 20 by standard methods; alternatively, the R^{17} protected compound corresponding to formula (V) may be utilised directly in the reaction with formula (VI).

The coupling of a compound of formula (VII) with a compound of formula (VIII) may be effected in the presence of a base, such as a metal hydride, for example sodium hydride,

25 or an inorganic base such as cesium carbonate, in an aprotic solvent, for example N,N-dimethylformamide. The protecting group R^{17} may be removed using standard methods, using eg. potassium trimethylsilanolate or sodium hydroxide. Those skilled in the art will appreciate that when potassium silanolate is employed then it is preferable to use only 1

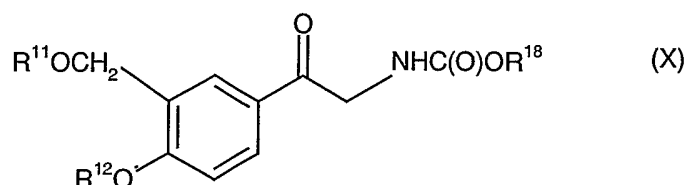
equivalent and mild reaction conditions (room temperature) as an excess of this reagent and high temperature will result in cleavage of the oxazolidinone ring.

5 Compounds of formula (VII) may be prepared by ring closure of a compound of formula (IX):



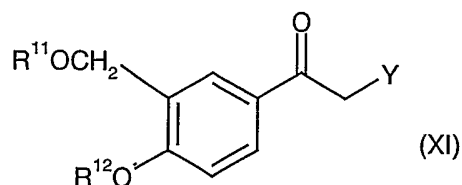
10 wherein R¹¹ and R¹² are as defined for the compound of formula (VII) and R¹⁸ is C₁₋₆alkyl, for example tert-butyl, or aryl, for example phenyl. The ring closure may be effected by treatment with a base, such as a metal hydride, for example sodium hydride, in the presence of an aprotic solvent, for example, N,N-dimethylformamide.

15 Compounds of formula (IX) may be prepared from the corresponding ketone of formula (X):



wherein R¹¹ and R¹² and R¹⁸ are as defined for the compound of formula (IX), by reduction by any suitable method, for example by treatment with borane, in the presence of a chiral catalyst, such as CBS-oxazaborolidine, in a suitable solvent such as tetrahydrofuran.

20 The compound of formula (X) may be prepared from the corresponding halide of formula (XI):

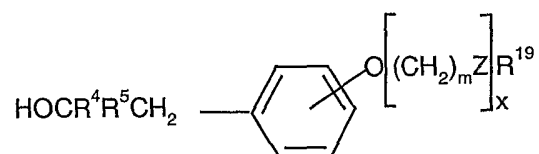


wherein R¹¹ and R¹² are as defined for the compound of formula (IV) and Y is a halo, suitably bromo.

The conversion of a compound of formula (XI) to a compound of formula (X) may be effected by reaction with the protected amine $\text{HN}(\text{COOR}^{18})_2$ wherein R^{18} is as defined for the compound of formula (X) in the presence of an inorganic base such as cesium carbonate, followed by selective removal of one of the COOR^{18} groups, for example by treatment with an acid such as trifluoroacetic acid.

Compounds of formula (XI) may be prepared from the corresponding compound having free hydroxymethyl and hydroxy substituents (which itself may be prepared from 2-bromo-1-(4-hydroxy)-3-hydroxymethyl-phenethyl)ethanone, the preparation of which is described in GB2140800, by treatment with 2-methoxypropene in acetone in the presence of an acid e.g. p-toluenesulphonic acid in a nitrogen atmosphere or by other standard methods) by forming the protected groups $\text{R}^{11}\text{OCH}_2-$ and $\text{R}^{12}\text{O}-$ wherein R^{11} and R^{12} are as defined for the compound of formula (XI). Such methods are described in DE 3513885 (Glaxo).

Compounds of formula (VIII) may be prepared from a compound of formula (XII):



(XII)

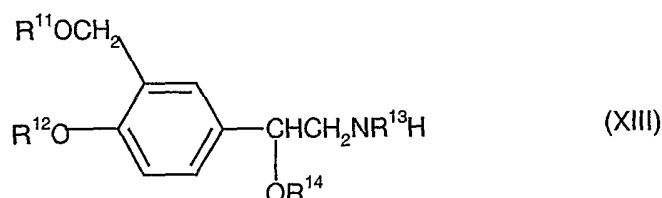
wherein x is zero or 1 and R^{19} is a hydroxyl protecting group such as aralkyl, typically benzyl, by conventional chemistry, for example by conversion of the hydroxyl group to a mesylate which may itself be converted to bromo by addition of a salt such as tetraalkylammonium bromide in a solvent such as acetonitrile, followed by removal of the protecting group R^{19} using standard conditions eg. hydrogenation in the presence of palladium on charcoal, and then introduction of R^{17} , for example by reaction with an acyl anhydride.

Compounds of formula (XII) wherein x is zero are known in the art or can readily be prepared by the skilled person using standard methods.

Compounds of formula (XII) wherein x is 1 may be prepared from a corresponding compound wherein x is zero by reaction with an appropriate alkylating agent.

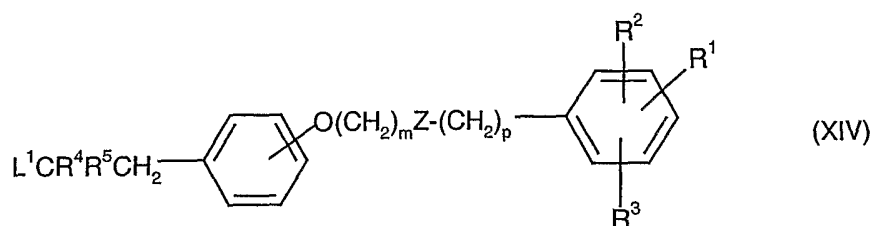
Compounds of formulae (II) or (III) where R^{13} is hydrogen or a protecting group may also be prepared according to the general methods described below.

- 5 In a further process (b) a compound of formula (I), may be obtained by alkylation of an amine of formula (XIII):



- 10 wherein R^{11} , R^{12} , R^{13} and R^{14} are each independently either hydrogen or a protecting group, for example as described hereinabove for compounds of formula (II) and (III);

with a compound of formula (XIV):



- 15 wherein L^1 is a leaving group as herein before defined for the compound of formula (VIII); followed by removal of any protecting groups present by conventional methods as described above for the deprotection of compounds of formula (II) and (III). For speed of reaction, L^1 is preferably bromo or is converted to bromo in situ, from the corresponding compound wherein L^1 is methanesulphonate, for example by addition of
- 20 tetrabutylammonium bromide to the reaction mixture. In this process R^{13} is preferably hydrogen.

- The compound of formula (I), may be formed directly (when in the compound of formula (XIII) R^{11} , R^{12} , R^{13} and R^{14} are each hydrogen) or via a compound of formula (II) or (III)
- 25 which may or may not be isolated (when in the compound of formula (XIII) at least one of R^{11} , R^{12} , R^{13} and R^{14} is a protecting group).

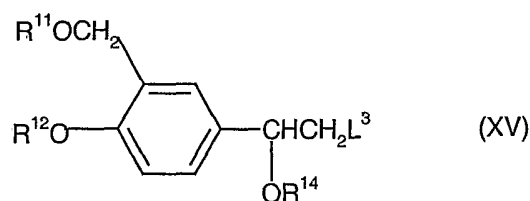
The reaction of compounds of formulae (XIII) and (XIV) is optionally effected in the presence of an organic base such as a trialkylamine, for example, diisopropylethylamine, and in a suitable solvent for example N,N-dimethylformamide, or acetonitrile.

- 5 Compounds of formula (XIII) are known in the art (for example EP-A 0947498) or may be readily prepared by a person skilled in the art, for example from the corresponding halide of formula (XI) as defined above. The conversion of a compound of formula (XI) to a compound of formula (XIII) may be effected by reaction with sodium azide in a suitable solvent, for example N,N-dimethylformamide, to give the corresponding compound
 10 wherein Y denotes N₃. The carbonyl group may then be reduced to the corresponding alcohol by any suitable method, for example by treatment with borane, in the presence of a chiral catalyst, such as (R)-tetrahydro-1-methyl-3,3-diphenyl-1H,3H-pyrrolo[1,2-c][1,3,2]oxazaborole, in a suitable solvent such as tetrahydrofuran. The azide group may be reduced to the corresponding amine group by any suitable method, for example by
 15 catalytic hydrogenation in the presence of a catalyst such as palladium/charcoal or platinum oxide.

- Compounds of formula (XIV) may be prepared by general methods described hereinabove, as will be evident to a person skilled in the art, for example using methods
 20 similar to those used in the preparation of compounds (XII) and the reaction of compounds (V) and (VI).

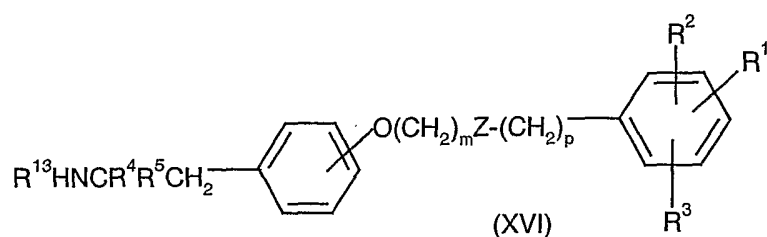
In a further process (c) a compound of formula (I), may be prepared by reacting a compound of formula (XV):

25



wherein R¹¹, R¹² and R¹⁴ are as hereinbefore defined and L³ is a leaving group, with an amine of formula (XVI):

30



wherein R^1 , R^2 , R^3 , R^4 , R^5 , Z , m , and p are as defined for the compounds of formula (I), and R^{13} is either hydrogen or a protecting group,

- 5 followed by removal of any protecting groups present by conventional methods as described above for the deprotection of compounds of formula (II).

The reaction may be effected using conventional conditions for such displacement reactions.

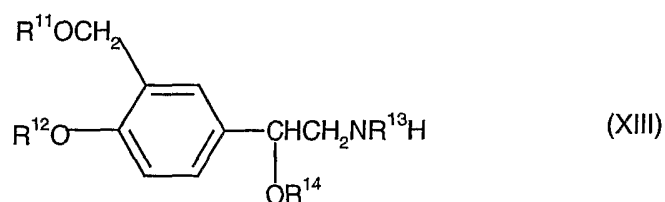
10

Compounds of formula (XV) may be prepared by methods known in the art.

Compounds of formula (XVI) may be prepared by reacting a compound of formula (XIV) with an amine $R^{13}NH_2$.

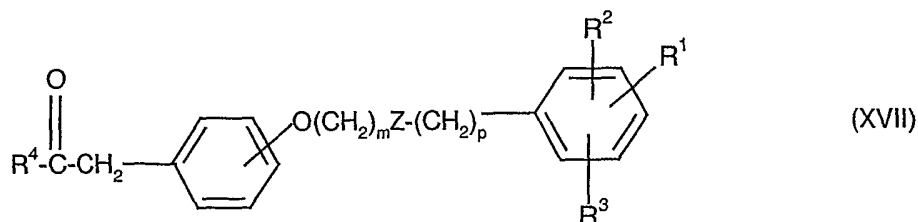
15

According to a further process (d) compounds of formula (I) wherein one of R^4 and R^5 represents alkyl may be prepared by reacting a compound of formula (XIII):



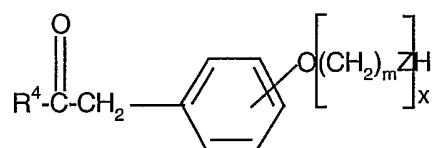
- 20 as hereinbefore defined,

with a compound of formula (XVII):



wherein R^1 , R^2 , R^3 , R^4 , Z, m, and p are as defined for the compounds of formula (I), under conditions suitable to effect reductive amination, for example in the presence of a reducing agent such as a borohydride, typically tetramethylammonium (triacetoxy) borohydride.

Compounds of formula (XVII) may be prepared by alkylation of a compound of formula (XVIII)



(XVIII)

wherein R^4 , Z and m are as defined for formula (I) and x is zero or 1, with a compound of formula (VI) as thereinbefore defined using methods analogous to those described hereinbefore for the preparation of compounds of formula (IV).

Compounds of formula (XVIII) wherein x is zero are commercially available or may readily be prepared by conventional methods. Compounds of formula (XVIII) where x is 1 may be prepared from a corresponding compound wherein x is zero by appropriate alkylation.

It will be appreciated that at any convenient stage in the preparation of a compound of formula (I) one or more of the substituents R^1 , R^2 and R^3 may, if appropriate, be converted into a different substituent. Conveniently such conversion may be effected on a compound of formula (IV) prior to the deprotection stages.

Thus for example a compound wherein R^1 represents NO_2 may be converted into a compound wherein R^1 represents $-NH_2$ for example by hydrogenation, e.g. in the presence of a palladium or platinum catalyst and in a solvent such as an alcohol. A compound wherein R^1 represents $-NH_2$ may be converted into a compound wherein R^1 represents $XN R^6C(O)N R^7 R^8$ by reaction with an appropriate isocyanate or into a compound wherein R^1 represents $L-XN R^6(CO)N(CO)N R^7 R^8$ using excess isocyanate – similarly, amide and sulfonamide derivatives may be formed by reaction with an appropriate acyl or sulfonyl chloride or anhydride. Alternatively a simple amide

substituent may be prepared from the corresponding nitrile, by treatment with a base such as potassium trimethylsilanolate.

To prepare a compound wherein R^1 represents SR^6 , SOR^6 or SO_2R^6 a compound wherein R^1 represents halo, e.g. iodo may be reacted with an appropriate mercaptan R^6SH in the presence of 1,1' bis-(diphenylphosphino)ferrocene, tris(dibenzylideneacetone) dipalladium, N-methylpyrrolidinone and an organic base such as triethylamine. The sulfide product initially obtained from this reaction may if desired be oxidised to give the corresponding compound wherein R^1 represents a group SOR^6 . Oxidation may be carried out using conventional oxidising agents, for example sodium periodate, in a suitable solvent, for example an alcohol such as ethanol.

When R^1 represents SOR^6 the product may initially be obtained as a mixture of diastereoisomers. These may be separated by conventional methods, for example using chiral chromatography, such as chiral HPLC. Alternatively the sulfoxides can be prepared selectively in one of the diastereomeric forms by the use of a chiral oxidising agent.

A compound wherein R^1 represents SO_2R^6 may be prepared by oxidation of a corresponding compound wherein R^1 represents SOR^6 or SR^6 by reaction with a peracid, for example metachlorperbenzoic acid. When a sulfide (ie R^1 represents SR^6) is employed as the starting material, the peracid should be used in excess, to ensure complete oxidation.

To prepare a compound wherein R^1 represents phenyl or substituted phenyl a compound wherein R^1 represents halo, e.g. iodo may be reacted with an appropriate arylboronic acid or arylboronic acid ester in the presence of a catalyst system such as palladium, for example, tetrakis(triphenylphosphine) palladium (0) or bis(diphenylphosphino)ferrocene palladium dichloride with a base such as sodium carbonate or caesium carbonate, in a suitable solvent for example 1,2- dimethoxyethane, or N,N-dimethylformamide.

Other transformations will be apparent to those skilled in the art, and may be effected by conventional reactions.

It will be appreciated that in any of the routes (a) to (d) described above, the precise order of the synthetic steps by which the various groups and moieties are introduced into the

molecule may be varied. It will be within the skill of the practitioner in the art to ensure that groups or moieties introduced at one stage of the process will not be affected by subsequent transformations and reactions, and to select the order of synthetic steps accordingly.

5

The enantiomeric compounds of the invention may be obtained (i) by separation of the components of the corresponding racemic mixture, for example, by means of a chiral chromatography column, enzymic resolution methods, or preparing and separating suitable diastereoisomers, or (ii) by direct synthesis from the appropriate chiral intermediates by the methods described above.

10

Optional conversions of a compound of formula (I), to a corresponding salt may conveniently be effected by reaction with the appropriate acid or base. Optional conversion of a compound of formula (I), to a corresponding solvate or physiologically functional derivative may be effected by methods known to those skilled in the art.

15

According to a further aspect, the present invention provides novel intermediates for the preparation of compounds of formula (I), for example compounds of formula (II), (III), (IV) or (V).

20

For a better understanding of the invention, the following Examples are given by way of illustration.

SYNTHETIC EXAMPLES

25

Throughout the examples, the following abbreviations are used:

LCMS: Liquid Chromatography Mass Spectrometry

HPLC: High Performance Liquid Chromatography

RT: retention time

30 DCM: dichloromethane

EtOAc: ethyl acetate

EtOH: ethanol

DMAP: N,N-Dimethylaminopyridine

DMF: N,N-Dimethylformamide

35 MeOH: methanol

THF: tetrahydrofuran

h: hour(s)

min: minute(s)

All temperatures are given in degrees centigrade.

- 5 Flash silica gel refers to Merck Art No. 9385; silica gel refers to Merck Art No. 7734
Biotage refers to prepacked silica gel cartridges containing KP-Sil run on flash 12i chromatography module.

- 10 Solid Phase Extraction (SPE) columns are pre-packed cartridges used in parallel purifications, normally under vacuum. These are commercially available from Varian.
SCX cartridges are Ion Exchange SPE columns where the stationary phase is polymeric benzene sulfonic acid. These are used to isolate amines.

- 15 LCMS was conducted on a Supelcosil LCABZ+PLUS column (3.3cm x 4.6mm ID) eluting with 0.1% HCO₂H and 0.01M ammonium acetate in water (solvent A) and 0.05% HCO₂H 5% water in acetonitrile (solvent B), using the following elution gradient 0.0-7min 0%B, 0.7-4.2 min 100%B, 4.2-5.3 min 100%B, 5.3-5.5min 0%B at a flow rate of 3mL/min. The mass spectra were recorded on a Fisons VG Platform spectrometer using electrospray positive and negative mode (ES+ve and ES-ve).

- 20 Preparative mass directed HPLC was conducted on a Waters FractionLynx system comprising of a Waters 600 pump with extended pump heads, Waters 2700 autosampler, Waters 996 diode array and Gilson 202 fraction collector on a 10 cm X 2.54 cm ID ABZ+ column, eluting with 0.1% formic acid in water (solvent A) and 0.1% formic acid in
25 acetonitrile (solvent B), using the following elution gradient: 0.0-1.0 min 15%B, 1.0-10.0 min 55%B, 10.0-14.5 min 99%B, 14.5-14.9 min 99%B, 14.9-15.0 min 15%B at a flow rate of 20 ml/min and detecting at 200-320 nm at room temperature. Mass spectra were recorded on Micromass ZMD mass spectrometer using electrospray positive and negative mode, alternate scans. The software used was *MassLynx 3.5* with *OpenLynx* and
30 *FractionLynx* options.

Example 1

N-(3-[(2-[4-[2-((2*R*)-2-Hydroxy-2-[4-hydroxy-3-(hydroxymethyl)phenyl]ethyl)amino)ethyl]phenoxy]ethoxy)methyl]phenyl)urea acetate

35

i) 2-[4-[2-(Benzyloxy)ethoxy]phenyl]ethyl methanesulfonate

A solution of 2-[4-[2-(benzyloxy)ethoxy]phenyl]ethanol (JP 10152460) (5g) in DCM (35mL) was cooled to 0°C under nitrogen. This was treated with *N,N*-diisopropylethylamine (6.4mL) and methanesulfonyl chloride (1.6mL) and stirred at this temperature for 1 h. The solution was then concentrated in vacuo, and the residue was taken up in EtOAc and washed with 2M HCl, NaHCO₃, and brine. The combined organic layers were dried (MgSO₄) and concentrated in vacuo to give the *title compound* (6.33g). LCMS RT=3.33min.

ii) 1-[2-(Benzyloxy)ethoxy]-4-(2-bromoethyl)benzene

A mixture of 2-[4-[2-(benzyloxy)ethoxy]phenyl]ethyl methanesulfonate (6.33g) and tetrabutylammonium bromide (11.6g) in acetonitrile (35mL) was heated at 50°C under nitrogen for 6 h. The mixture was then concentrated in vacuo, and the residue was taken up in EtOAc and washed with water and brine. The combined organic layers were dried (MgSO₄) and concentrated in vacuo to give the *title compound* (5.23g). LCMS RT=3.79min.

iii) 2-[4-(2-Bromoethyl)phenoxy]ethanol

1-[2-(benzyloxy)ethoxy]-4-(2-bromoethyl)benzene in EtOAc (150mL) and EtOH (50mL) was hydrogenated over 10% Pd/C (530mg) at room temperature and atmospheric pressure for 8 h. The catalyst was removed by filtration over Celite, washed with EtOAc and concentrated in vacuo to give the *title compound* (3.6g). LCMS RT=2.82min.

iv) 2-[4-(2-Bromoethyl)phenoxy]ethyl acetate

A mixture of 2-[4-(2-bromoethyl)phenoxy]ethanol (900mg), acetic anhydride (0.5mL), triethylamine (1.0mL) and DMAP (13mg) in DCM (5mL) was stirred at room temperature for 0.5 h. The reaction was quenched by pouring into aq. NaHCO₃ and the organic layer was washed with 2M HCl, dried (MgSO₄) and concentrated in vacuo to give the *title compound* (1.03g). LCMS RT=3.32min.

v) Di(tert-butyl) 2-(2,2-dimethyl-4H-1,3-benzodioxin-6-yl)-2-oxoethylimidodicarbonate

Cesium carbonate (70.4g) was added to a stirred suspension of 2-bromo-1-(2,2-dimethyl-4H-1,3-benzodioxin-6-yl)ethanone, (Glaxo, DE 3513885, 1985) (61.8g) and di-*t*-butyl iminodicarboxylate (47.15g) in acetonitrile (600ml) under nitrogen. After vigorous stirring at 21° for 24 h the mixture was diluted with water (ca800ml) and the product was extracted with diethyl ether (1litre, then 200ml). The combined organic layers were washed with brine, dried (MgSO₄) and concentrated to ca400ml. The white crystals were

collected by filtration, washed with diethyl ether and dried to give the *title compound* (24.4g) δ (CDCl₃) 7.78(1H, dd, J 8, 2Hz), 7.65 (1H, brs), 6.87(1H, d, J 8Hz), 4.97(2H, s), 4.88(2H, s), 1.56(6H, s) and 1.48 (18H, s) . Further concentration of the mother liquors gave additional product (13.8g). A third crop (7.1g) was obtained by chromatographing the mother liquors on silica gel, evaporating the appropriate eluate and triturating with diethyl ether.

vi) tert-Butyl 2-(2,2-dimethyl-4H-1,3-benzodioxin-6-yl)-2-oxoethylcarbamate

Trifluoroacetic acid (92ml) was added to a stirred solution of di(tert-butyl) 2-(2,2-dimethyl-4H-1,3-benzodioxin-6-yl)-2-oxoethylimidodicarbonate, (352.55g) in dichloromethane (3.6litres) at 21° and the reaction was stirred for 1.5 h. Aqueous NaOH solution (1.75litres) was added and after 10 min the phases were separated. The organic layer was washed with water, dried (MgSO₄) and evaporated to an oil. This was stored under high vacuum overnight and then triturated with hexane:ether (3:1) to give the crude product (226.61g). This was purified by recrystallisation from diethyl ether to give the *title compound* (122.78g). Further product (61.5g) was obtained from the mother liquors by evaporation and chromatography on a Biotage using 15% ethyl acetate in hexane. LCMS RT = 3.37min.

vii) tert-Butyl (2R)-2-(2,2-dimethyl-4H-1,3-benzodioxin-6-yl)-2-hydroxyethylcarbamate

A 2M solution of borane - dimethyl sulphide in THF (28ml) was added slowly to a 1M solution of (R)-tetrahydro-1-methyl-3,3-diphenyl-1H,3H-pyrrolo[1,2-c][1,3,2]oxazaborole in toluene (56ml) at 0° under nitrogen. A solution of tert-butyl 2-(2,2-dimethyl-4H-1,3-benzodioxin-6-yl)-2-oxoethylcarbamate, (108.2g) in THF (1.3litres) was added slowly keeping the temperature below 5° followed by 2M solution of borane - dimethyl sulphide in THF (252ml) over 50 min. After 1 h, 2M HCl (170ml) was added with cooling and the mixture was partitioned between ethyl acetate and water . The organic layer was washed with saturated NaHCO₃ solution and brine and dried (MgSO₄). The solution was concentrated and the product purified by chromatography on flash silica gel (800g), eluting successively with hexane:ethyl acetate (4:1 then 3:1) to give the *title compound* (93.3g), LCMS RT = 3.31min.

viii) (5R)-5-(2,2-Dimethyl-4H-1,3-benzodioxin-6-yl)-1,3-oxazolidin-2-one

tert-Butyl (2R)-2-(2,2-dimethyl-4H-1,3-benzodioxin-6-yl)-2-hydroxyethylcarbamate, (86.37g) in DMF (600ml) was added dropwise to a stirred suspension of sodium hydride (60% oil dispersion, 11.9g) in DMF (160ml) with cooling such that the internal temperature

remained at 0° under nitrogen. The mixture was stirred at 21° for 2 h. The mixture was recooled to 0° and 2M HCl (134ml) was added. The mixture was diluted with water and the product was extracted with ethyl acetate twice. The solution was washed with brine twice, dried (MgSO₄) and evaporated to give the *title compound* (63.55g) LCMS RT = 2.66min.

ix) 2-(4-{2-[(5*R*)-5-(2,2-Dimethyl-4*H*-1,3-benzodioxin-6-yl)-2-oxo-1,3-oxazolidin-3-yl]ethyl}phenoxy)ethyl acetate

(5*R*)-5-(2,2-Dimethyl-4*H*-1,3-benzodioxin-6-yl)-1,3-oxazolidin-2-one (651mg) in DMF (15mL) was treated with sodium hydride (84mg) under nitrogen and stirred for 1 h. A solution of 2-[4-(2-bromoethyl)phenoxy]ethyl acetate (500mg) in DMF (5mL) was added and the reaction mixture was stirred for a further 2 h. This was then concentrated in vacuo and the residue was taken up in EtOAc, washed with water, brine and dried (MgSO₄). The solution was concentrated in vacuo and the residue was purified by chromatography (Biotage, 90g) eluting with cyclohexane-EtOAc (2:1) to give the *title compound* (355mg). LCMS RT=3.26min.

x) (5*R*)-5-(2,2-Dimethyl-4*H*-1,3-benzodioxin-6-yl)-3-{2-[4-(2-hydroxyethoxy)phenyl]ethyl}-1,3-oxazolidin-2-one

2-(4-{2-[(5*R*)-5-(2,2-Dimethyl-4*H*-1,3-benzodioxin-6-yl)-2-oxo-1,3-oxazolidin-3-yl]ethyl}phenoxy)ethyl acetate (3.7g) in THF (100mL) was treated with KOSiMe₃ (1.39g) and stirred at room temperature for 3 h. The solution was then poured into phosphate buffer (pH 6.5) and water, extracted with EtOAc, dried (MgSO₄) and concentrated in vacuo to give the *title compound* (3.31g). LCMS RT=2.91min.

xi) (5*R*)-5-(2,2-Dimethyl-4*H*-1,3-benzodioxin-6-yl)-3-[2-(4-{2-[(3-nitrobenzyl)oxy]ethoxy}phenyl)ethyl]-1,3-oxazolidin-2-one

(5*R*)-5-(2,2-Dimethyl-4*H*-1,3-benzodioxin-6-yl)-3-{2-[4-(2-hydroxyethoxy)phenyl]ethyl}-1,3-oxazolidin-2-one (1g) in DMF (15mL) was treated with sodium hydride (167mg) under nitrogen and stirred for 15 min. To this was added 3-nitrobenzyl bromide (721mg) and the reaction mixture was stirred for 20 h. The solution was then concentrated in vacuo and the residue was taken up in EtOAc, washed with water and brine, dried (MgSO₄) and concentrated in vacuo. The residue was purified by chromatography (Biotage, 40g) eluting with CH₂Cl₂-MeOH (500:1) and then CH₂Cl₂-MeOH (250:1) to give the *title compound* (1.22g). LCMS RT=3.57min.

xii) (5*R*)-3-[2-(4-{2-[(3-Aminobenzyl)oxy]ethoxy}phenyl)ethyl]-5-(2,2-dimethyl-4*H*-1,3-benzodioxin-6-yl)-1,3-oxazolidin-2-one

(5*R*)-5-(2,2-Dimethyl-4*H*-1,3-benzodioxin-6-yl)-3-[2-(4-{2-[(3-nitrobenzyl)oxy]ethoxy}phenyl)ethyl]-1,3-oxazolidin-2-one (1.22g) in EtOAc (20mL) and EtOH (15mL) was hydrogenated over PtO₂ (122mg) at room temperature and atmospheric pressure for 3 h. The catalyst was then removed by filtration over Celite, washed with EtOAc and concentrated in vacuo to give the *title compound* (994mg). LCMS RT=3.23min.

10 xiii) *N*-(3-[[2-(4-{2-[(5*R*)-5-(2,2-Dimethyl-4*H*-1,3-benzodioxin-6-yl)-2-oxo-1,3-oxazolidin-3-yl]ethyl}phenoxy)ethoxy]methyl}phenyl)urea and *N*-(3-[[2-(4-{2-[(5*R*)-5-(2,2-dimethyl-4*H*-1,3-benzodioxin-6-yl)-2-oxo-1,3-oxazolidin-3-yl]ethyl}phenoxy)ethoxy]methyl}phenyl)dicarbonimidic diamide

A mixture of (5*R*)-3-[2-(4-{2-[(3-aminobenzyl)oxy]ethoxy}phenyl)ethyl]-5-(2,2-dimethyl-4*H*-1,3-benzodioxin-6-yl)-1,3-oxazolidin-2-one (100mg) and acetic acid (0.1mL) in THF (1mL) was treated with a suspension of sodium cyanate (25mg) in water and stirred at room temperature for 4 h. The solution was diluted in EtOAc, washed with NaHCO₃, brine and concentrated in vacuo to give a mixture of *N*-(3-[[2-(4-{2-[(5*R*)-5-(2,2-dimethyl-4*H*-1,3-benzodioxin-6-yl)-2-oxo-1,3-oxazolidin-3-yl]ethyl}phenoxy)ethoxy]methyl}phenyl)urea and *N*-(3-[[2-(4-{2-[(5*R*)-5-(2,2-dimethyl-4*H*-1,3-benzodioxin-6-yl)-2-oxo-1,3-oxazolidin-3-yl]ethyl}phenoxy)ethoxy]methyl}phenyl)dicarbonimidic diamide as a 72:28 ratio respectively. LCMS RT=3.15min and 3.27min.

25 xiv) *N*-(3-[[2-(4-{2-[(2*R*)-2-(2,2-Dimethyl-4*H*-1,3-benzodioxin-6-yl)-2-hydroxyethyl]amino}ethyl)phenoxy]ethoxy]methyl}phenyl)urea and *N*-(3-[[2-(4-{2-[(2*R*)-2-(2,2-dimethyl-4*H*-1,3-benzodioxin-6-yl)-2-hydroxyethyl]amino}ethyl)phenoxy]ethoxy]methyl}phenyl)dicarbonimidic diamide

The mixture of *N*-(3-[[2-(4-{2-[(5*R*)-5-(2,2-dimethyl-4*H*-1,3-benzodioxin-6-yl)-2-oxo-1,3-oxazolidin-3-yl]ethyl}phenoxy)ethoxy]methyl}phenyl)urea and *N*-(3-[[2-(4-{2-[(5*R*)-5-(2,2-dimethyl-4*H*-1,3-benzodioxin-6-yl)-2-oxo-1,3-oxazolidin-3-yl]ethyl}phenoxy)ethoxy]methyl}phenyl)dicarbonimidic diamide (135mg) in THF (2mL) was treated with KOSiMe₃ (123mg) and the resulting solution was heated at 75°C under nitrogen for 1.5 h. The reaction mixture was then quenched with MeOH and concentrated in vacuo. The residue was taken up in EtOAc, washed with water, dried (MgSO₄) and concentrated in vacuo. The residue was purified by HPLC to give *N*-(3-[[2-(4-{2-[(2*R*)-2-

(2,2-dimethyl-4*H*-1,3-benzodioxin-6-yl)-2-

hydroxyethyl]amino)ethyl]phenoxy]ethoxy)methyl]phenyl]urea (12mg).

LCMS RT=2.47min and *N*-[3-([2-[4-(2-((2*R*)-2-(2,2-dimethyl-4*H*-1,3-benzodioxin-6-yl)-2-hydroxyethyl]amino)ethyl]phenoxy]ethoxy)methyl]phenyl]dicarbonimidic diamide (6mg).

5 LCMS RT=2.58min.

xv) *N*-[3-([2-[4-[2-((2*R*)-2-Hydroxy-2-[4-hydroxy-3-

(hydroxymethyl)phenyl]ethyl]amino)ethyl]phenoxy]ethoxy)methyl]phenyl]urea acetate

N-[3-([2-[4-(2-((2*R*)-2-(2,2-Dimethyl-4*H*-1,3-benzodioxin-6-yl)-2-

10 hydroxyethyl]amino)ethyl]phenoxy]ethoxy)methyl]phenyl]urea (12mg) in acetic acid (1.5mL) and water (0.5mL) was heated at 75°C for 0.5 h. The solution was then concentrated in vacuo and azeotroped with MeOH to give the *title compound* (13mg). LCMS RT=2.18min. ES+ve 496 (MH)⁺

15 Example 2

N-[3-([2-[4-[2-((2*R*)-2-Hydroxy-2-[4-hydroxy-3-

(hydroxymethyl)phenyl]ethyl]amino)ethyl]phenoxy]ethoxy)methyl]phenyl]dicarbonimidic diamide acetate

Prepared using methods similar to those described in Example 1 xv)

20 LCMS RT=2.30min. ES+ve 539 (MH)⁺

Example 3

4-((1*R*)-2-([2-[4-[2-[(3-Fluorobenzyl)oxy]ethoxy]phenyl]ethyl]amino)-1-hydroxyethyl)-2-(hydroxymethyl)phenol acetate

25

i) (5*R*)-5-(2,2-Dimethyl-4*H*-1,3-benzodioxin-6-yl)-3-[2-(4-[2-[(3-fluorobenzyl)oxy]ethoxy]phenyl)ethyl]-1,3-oxazolidin-2-one

Prepared using methods similar to those described in Example 1 xi)

LCMS RT=3.62min.

30

ii) 4-((1*R*)-2-([2-[4-[2-[(3-Fluorobenzyl)oxy]ethoxy]phenyl]ethyl]amino)-1-hydroxyethyl)-2-(hydroxymethyl)phenol acetate

(5*R*)-5-(2,2-Dimethyl-4*H*-1,3-benzodioxin-6-yl)-3-[2-(4-[2-[(3-

fluorobenzyl)oxy]ethoxy]phenyl)ethyl]-1,3-oxazolidin-2-one (125mg) in THF (1mL) was

35 treated with KOSiMe₃ and the resulting solution was heated at 75°C for 2 h. The solution was then diluted in MeOH, passed down an SCX-2 cartridge (10g) and then concentrated

in vacuo. The residue was purified by chromatography (SPE, 5g) eluting with CH₂Cl₂-MeOH-2M NH₃ in MeOH (98:1:1) and then CH₂Cl₂-MeOH-2M NH₃ in MeOH (95:4:1) to give the free base of the *title compound*. This was converted to the acetate salt using acetic acid to give the *title compound* (38mg).

5 LCMS RT=2.56min. ES+ve 456 (MH)⁺

Example 4

2-(Hydroxymethyl)-4-((1*R*)-1-hydroxy-2-([2-(4-{2-[(3-methylbenzyl)oxy]ethoxy}phenyl)ethyl]amino)ethyl)phenol acetate

10

i) (5*R*)-5-(2,2-Dimethyl-4*H*-1,3-benzodioxin-6-yl)-3-[2-(4-{2-[(3-methylbenzyl)oxy]ethoxy}phenyl)ethyl]-1,3-oxazolidin-2-one

Prepared using methods similar to those described in Example 1 xi)

LCMS RT=3.69min.

15

ii) 2-(Hydroxymethyl)-4-((1*R*)-1-hydroxy-2-([2-(4-{2-[(3-methylbenzyl)oxy]ethoxy}phenyl)ethyl]amino)ethyl)phenol acetate

Prepared using methods similar to those described in Example 3 ii)

LCMS RT=2.62min. ES+ve 452 (MH)⁺

20

Example 5

4-((1*R*)-2-([2-(4-{2-[(3-Chlorobenzyl)oxy]ethoxy}phenyl)ethyl]amino)-1-hydroxyethyl)-2-(hydroxymethyl)phenol acetate

25 i) (5*R*)-3-[2-(4-{2-[(3-Chlorobenzyl)oxy]ethoxy}phenyl)ethyl]-5-(2,2-dimethyl-4*H*-1,3-benzodioxin-6-yl)-1,3-oxazolidin-2-one

Prepared using methods similar to those described in Example 1 xi)

LCMS RT=3.73min.

30 ii) 4-((1*R*)-2-([2-(4-{2-[(3-Chlorobenzyl)oxy]ethoxy}phenyl)ethyl]amino)-1-hydroxyethyl)-2-(hydroxymethyl)phenol acetate

Prepared using methods similar to those described in Example 3 ii)

LCMS RT=2.66min. ES+ve 472/474 (MH)⁺

35 Example 6

4-((1*R*)-1-Hydroxy-2-([2-(4-{2-[(3-iodobenzyl)oxy]ethoxy}phenyl)ethyl]amino)ethyl)-2-(hydroxymethyl)phenol acetate

i) (5*R*)-5-(2,2-Dimethyl-4*H*-1,3-benzodioxin-6-yl)-3-[2-(4-{2-[(3-iodobenzyl)oxy]ethoxy}phenyl)ethyl]-1,3-oxazolidin-2-one

5 Prepared using methods similar to those described in Example 1 xi)
LCMS RT=3.90min.

ii) 4-((1*R*)-1-Hydroxy-2-([2-(4-{2-[(3-iodobenzyl)oxy]ethoxy}phenyl)ethyl]amino)ethyl)-2-(hydroxymethyl)phenol acetate

10 Prepared using methods similar to those described in Example 3 ii)
LCMS RT=2.75min. ES+ve 564 (MH)⁺

Example 7

15 N-[3-[(2-{4-[2-((2*R*)-2-Hydroxy-2-[4-hydroxy-3-(hydroxymethyl)phenyl]ethyl]amino)ethyl]phenoxy}ethoxy)methyl]phenyl]acetamide acetate

i) N-[3-[(2-{4-[2-((5*R*)-5-(2,2-Dimethyl-4*H*-1,3-benzodioxin-6-yl)-2-oxo-1,3-oxazolidin-3-yl]ethyl]phenoxy}ethoxy)methyl]phenyl]acetamide

20 A mixture of (5*R*)-3-[2-(4-{2-[(3-aminobenzyl)oxy]ethoxy}phenyl)ethyl]-5-(2,2-dimethyl-4*H*-1,3-benzodioxin-6-yl)-1,3-oxazolidin-2-one {Example 1 xii)} (100mg), acetic anhydride (21μL) and *N,N*-diisopropylethylamine (67μL) in DCM (2mL) was stirred at room temperature under nitrogen for 20 h. The solution was then diluted in DCM, washed with
25 2M HCl, NaHCO₃ and brine, dried (MgSO₄) and concentrated in vacuo to give the *title compound* (136mg).
LCMS RT=3.24min.

ii) N-[3-[(2-{4-[2-((2*R*)-2-(2,2-Dimethyl-4*H*-1,3-benzodioxin-6-yl)-2-hydroxyethyl]amino)ethyl]phenoxy}ethoxy)methyl]phenyl]acetamide

30 Prepared using methods similar to those described in Example 1 xiv)
LCMS RT=2.57min

iii) N-[3-[(2-{4-[2-((2*R*)-2-Hydroxy-2-[4-hydroxy-3-

35 (hydroxymethyl)phenyl]ethyl]amino)ethyl]phenoxy}ethoxy)methyl]phenyl]acetamide acetate

Prepared using methods similar to those described in Example 1 xv)

LCMS RT=2.20min. ES+ve 495 (MH)⁺

Example 8

5 N-{3-[2-[4-[2-((2*R*)-2-Hydroxy-2-[4-hydroxy-3-(hydroxymethyl)phenyl]ethyl)amino)ethyl]phenoxy}ethoxy)methyl]phenyl}nicotinamide acetate

10 i) N-{3-[2-[4-[2-[(5*R*)-5-(2,2-Dimethyl-4*H*-1,3-benzodioxin-6-yl)-2-oxo-1,3-oxazolidin-3-yl]ethyl]phenoxy}ethoxy]methyl]phenyl}nicotinamide

A mixture of (5*R*)-3-[2-(4-{2-[(3-aminobenzyl)oxy]ethoxy}phenyl)ethyl]-5-(2,2-dimethyl-4*H*-1,3-benzodioxin-6-yl)-1,3-oxazolidin-2-one {Example 1 xii)} (100mg), nicotinoyl chloride hydrochloride (38mg) and *N,N*-diisopropylethylamine (67μL) in DCM (2mL) was stirred at room temperature under nitrogen for 20 h. The solution was then diluted in DCM, washed
15 with 2M HCl, NaHCO₃ and brine, dried (MgSO₄) and concentrated in vacuo to give the *title compound* (136mg).

LCMS RT=3.32min.

20 ii) N-{3-[2-[4-[2-((2*R*)-2-Hydroxy-2-[4-hydroxy-3-(hydroxymethyl)phenyl]ethyl)amino)ethyl]phenoxy}ethoxy)methyl]phenyl}nicotinamide acetate

Prepared using methods similar to those described in Example 3 ii)

LCMS RT=2.34min. ES+ve 558 (MH)⁺

25 Example 9

N-{3-[2-[4-[2-((2*R*)-2-Hydroxy-2-[4-hydroxy-3-(hydroxymethyl)phenyl]ethyl)amino)ethyl]phenoxy}ethoxy)methyl]phenyl}-2-furamide acetate

30 i) N-{3-[2-[4-[2-[(5*R*)-5-(2,2-Dimethyl-4*H*-1,3-benzodioxin-6-yl)-2-oxo-1,3-oxazolidin-3-yl]ethyl]phenoxy}ethoxy]methyl]phenyl}-2-furamide

Prepared using methods similar to those described in Example 8 i)

LCMS RT=3.44min.

ii) N-[3-[(2-[4-[2-[(2*R*)-2-Hydroxy-2-[4-hydroxy-3-(hydroxymethyl)phenyl]ethyl]amino)ethyl]phenoxy]ethoxy)methyl]phenyl]-2-furamide acetate

5 N-[3-[(2-[4-[2-[(5*R*)-5-(2,2-Dimethyl-4*H*-1,3-benzodioxin-6-yl)-2-oxo-1,3-oxazolidin-3-yl]ethyl]phenoxy]ethoxy)methyl]phenyl]-2-furamide (34mg) in THF (2mL) was treated with KOSiMe₃ (18mg) and the resulting solution was heated at 75°C for 4 h. The reaction mixture was then quenched with MeOH and concentrated in vacuo. The residue was then purified by HPLC, before dissolving in acetic acid (1mL) and water (0.33mL) and heating at 75° for 20 min. The solution was then concentrated in vacuo and azeotroped with

10 MeOH to give the *title compound* (3.4mg).
LCMS RT=2.45min. ES+ve 547 (MH)⁺

Example 10

15 3-[(2-[4-[2-[(2*R*)-2-Hydroxy-2-[4-hydroxy-3-(hydroxymethyl)phenyl]ethyl]amino)ethyl]phenoxy]ethoxy)methyl]benzamide acetate

i) 3-[(2-[4-[2-[(5*R*)-5-(2,2-Dimethyl-4*H*-1,3-benzodioxin-6-yl)-2-oxo-1,3-oxazolidin-3-yl]ethyl]phenoxy]ethoxy)methyl]benzonitrile

Prepared using methods similar to those described in Example 1 xi)

20 LCMS RT=3.48min.

ii) 3-[(2-[4-[2-[(2*R*)-2-(2,2-Dimethyl-4*H*-1,3-benzodioxin-6-yl)-2-hydroxyethyl]amino)ethyl]phenoxy]ethoxy)methyl]benzamide

3-[(2-[4-[2-[(5*R*)-5-(2,2-Dimethyl-4*H*-1,3-benzodioxin-6-yl)-2-oxo-1,3-oxazolidin-3-yl]ethyl]phenoxy]ethoxy)methyl]benzonitrile (125mg) in THF (3mL) was treated with KOSiMe₃ (152mg) and the resulting solution was heated at 75°C for 4 h. The reaction mixture was then quenched with MeOH and concentrated in vacuo. The residue was taken up in EtOAc, washed with phosphate buffer (pH=6.5) and water, dried (MgSO₄) and concentrated in vacuo. The residue was purified by chromatography (SPE, 5g) eluting with CH₂Cl₂-MeOH-2M NH₃ in MeOH (196:3:1) and then CH₂Cl₂: MeOH: 2M NH₃/MeOH (96:3:1) to give the *title compound* (42mg).

30

LCMS RT=2.40min.

iii) 3-[(2-[4-[2-[(2*R*)-2-Hydroxy-2-[4-hydroxy-3-

35 (hydroxymethyl)phenyl]ethyl]amino)ethyl]phenoxy]ethoxy)methyl]benzamide acetate

Prepared using methods similar to those described in Example 1 xv)

LCMS RT=2.12min. ES+ve 481 (MH)⁺

Example 11

5 3-[(2-{4-[2-[(2*R*)-2-Hydroxy-2-[4-hydroxy-3-(hydroxymethyl)phenyl]ethyl]amino}ethyl]phenoxy}ethoxy)methyl]benzonitrile acetate

i) 3-[(2-{4-[2-[(5*R*)-5-(2,2-Dimethyl-4*H*-1,3-benzodioxin-6-yl)-2-oxo-1,3-oxazolidin-3-yl]ethyl]phenoxy}ethoxy)methyl]benzonitrile

Prepared using methods similar to those described in Example 1 xi)

10 LCMS RT=3.48min.

ii) 3-[(2-{4-[2-[(2*R*)-2-(2,2-Dimethyl-4*H*-1,3-benzodioxin-6-yl)-2-hydroxyethyl]amino}ethyl]phenoxy}ethoxy)methyl]benzonitrile

15 Prepared using method described in Example 10 ii) but reaction was heated at 75°C for only 2 h.

LCMS RT=2.67min.

iii) 3-[(2-{4-[2-[(2*R*)-2-Hydroxy-2-[4-hydroxy-3-(hydroxymethyl)phenyl]ethyl]amino}ethyl]phenoxy}ethoxy)methyl]benzonitrile acetate

20 Prepared using methods similar to those described in Example 1 xv)

LCMS RT=2.47min. ES+ve 463 (MH)⁺

Example 12

25 N-{3-[(2-{4-[2-[(2*R*)-2-Hydroxy-2-[4-hydroxy-3-(hydroxymethyl)phenyl]ethyl]amino}ethyl]phenoxy}ethoxy)methyl]phenyl}methanesulfonamide acetate

i) N-{3-[(2-{4-[2-[(5*R*)-5-(2,2-Dimethyl-4*H*-1,3-benzodioxin-6-yl)-2-oxo-1,3-oxazolidin-3-yl]ethyl]phenoxy}ethoxy)methyl]phenyl}methanesulfonamide

30 A solution of (5*R*)-3-[2-{4-[2-[(3-aminobenzyl)oxy]ethoxy]phenyl}ethyl]-5-(2,2-dimethyl-4*H*-1,3-benzodioxin-6-yl)-1,3-oxazolidin-2-one (*Example 1 xii*) (117mg) in pyridine (10mL) was stirred with methanesulfonyl chloride (39mg) at 20°C for 90 min. The reaction mixture was partitioned between aqueous NaHCO₃ and DCM. The organic solution was dried (Na₂SO₄), and the solvent was removed in vacuo to yield the *title compound* (138mg).

LCMS RT=3.30 min

35

ii) N-[3-({2-[4-(2-((2*R*)-2-(2,2-Dimethyl-4*H*-1,3-benzodioxin-6-yl)-2-hydroxyethyl]amino)ethyl)phenoxy]ethoxy)methyl]phenyl]methanesulfonamide

Prepared using methods similar to those described in Example 1 xiv).

LCMS RT=2.59 min

5

iii) N-[3-[(2-{4-[2-((2*R*)-2-Hydroxy-2-[4-hydroxy-3-(hydroxymethyl)phenyl]ethyl)amino)ethyl]phenoxy]ethoxy)methyl]phenyl]methanesulfonamide acetate

Prepared using methods similar to those described in Example 1 xv).

10 LCMS RT= 2.37 min, ES+ve = 531 (MH)⁺

Example 13

4-[(1*R*)-2-[(2-{4-[2-(Benzyloxy)ethoxy]phenyl}ethyl)amino]-1-hydroxyethyl]-2-(hydroxymethyl)phenol acetate

15

i) (5*R*)-3-(2-{2-[2-(Benzyloxy)ethoxy]phenyl}ethyl)-5-(2,2-dimethyl-4*H*-1,3-benzodioxin-6-yl)-1,3-oxazolidin-2-one

A solution of (5*R*)-5-(2,2-dimethyl-4*H*-1,3-benzodioxin-6-yl)-1,3-oxazolidin-2-one (Example 1 viii) (503mg) in DMF (10mL) was treated with sodium hydride (60% dispersion in mineral oil) (97mg) under nitrogen for 20 min. A solution of 1-[2-(benzyloxy)ethoxy]-4-(2-bromoethyl)benzene (676mg) in DMF (5 mL) was added and the reaction stirred for a further 2 h. The reaction mixture was concentrated in vacuo then the residue was purified by chromatography (Biotage, 40g) eluting with EtOAc-petroleum ether (2:3) to give the *title* compound (585mg).

25 LCMS RT = 3.66 min

ii) (1*R*)-2-[(2{4-[2-(Benzyloxy)ethoxy]phenyl}ethyl)amino]-1-(2,2-dimethyl-4*H*-1,3-benzodioxin-6-yl)ethanol

Prepared using methods similar to those described in Example 1 (xiv).

30 LCMS RT = 2.77 min.

iii) 4-[(1*R*)-2-[(2-{4-[2-(Benzyloxy)ethoxy]phenyl}ethyl)amino]-1-hydroxyethyl]-2-(hydroxymethyl) acetate

Prepared using methods similar to those described in Example 1 (xv).

35 LCMS RT = 2.47 min, ES+ve = 438 (MH)⁺

Example 14

N-[3-[(2-[4-[2-[(*(2R)*-2-Hydroxy-2-[4-hydroxy-3-(hydroxymethyl)phenyl]ethyl)amino)ethyl]phenoxy]ethoxy)methyl]phenyl]-*N*-phenylurea acetate

5

i) *N*-[3-[(2-[4-[2-[(*(5R)*-5-(2,2-Dimethyl-4*H*-1,3-benzodioxin-6-yl)-2-oxo-1,3-oxazolidin-3-yl]ethyl]phenoxy]ethoxy)methyl]phenyl]-*N*-phenylurea

A stirred mixture of (*5R*)-3-[2-(4-[2-[(3-Aminobenzyl)oxy]ethoxy]phenyl)ethyl]-5-(2,2-dimethyl-4*H*-1,3-benzodioxin-6-yl)-1,3-oxazolidin-2-one (95mg) in DCM (10ml) under nitrogen was treated with phenylisocyanate (0.04ml) and the mixture stirred at 20°C for 4h. Isopropanol (10ml) was added and the mixture stirred for 18h. The solvents were evaporated *in vacuo* to give a residue which was purified by SPE (5g). Elution with EtOAc-cyclohexane (3:2) gave the *title compound* (104mg). LCMS RT = 3.53min.

15 ii) *N*-[3-[(2-[4-(2-[(*(2R)*-2-(2,2-Dimethyl-4*H*-1,3-benzodioxin-6-yl)-2-hydroxyethyl]amino)ethyl]phenoxy]ethoxy)methyl]phenyl]-*N*-phenylurea

Prepared using methods similar to those described in Example 1xiv LCMS RT = 2.75min.

20 iii) *N*-[3-[(2-[4-[2-[(*(2R)*-2-Hydroxy-2-[4-hydroxy-3-(hydroxymethyl)phenyl]ethyl)amino)ethyl]phenoxy]ethoxy)methyl]phenyl]-*N*-phenylurea acetate

Prepared using methods similar to those described in Example 1xv LCMS RT = 2.75min, ES+ve 572 (MH)⁺.

25 Example 15

4-[(*(1R)*-1-Hydroxy-2-[2-(4-[2-[(3-hydroxybenzyl)oxy]ethoxy]phenyl)ethyl]amino)ethyl]-2-(hydroxymethyl)phenol acetate

30 i) 2-(4-[2-[(*(5R)*-5-(2,2-Dimethyl-4*H*-1,3-benzodioxin-6-yl)-2-oxo-1,3-oxazolidin-3-yl]ethyl]phenoxy)ethyl methanesulfonate

A solution of (*5R*)-5-(2,2-dimethyl-4*H*-1,3-benzodioxin-6-yl)-3-[2-[4-(2-hydroxyethoxy)phenyl]ethyl]-1,3-oxazolidin-2-one (450mg) in DCM (20ml) at 0°C under nitrogen was treated with diisopropylethylamine (0.23ml) followed by methanesulphonyl chloride (0.09ml) and the mixture was stirred at 0°C for 1h. Saturated NaHCO₃ solution was added and the mixture was vigorously stirred for 5min. The layers were separated

and the organic phase washed with saturated NaHCO₃ solution, dried (Na₂SO₄) and the solvent evaporated *in vacuo* to give the *title compound* (528mg). LCMS RT = 3.15min.

ii) (5*R*)-5-(2,2-Dimethyl-4*H*-1,3-benzodioxin-6-yl)-3-[2-(4-{2-[(3-{2-

5 (trimethylsilyl)ethoxy]methoxy}benzyl)oxy]ethoxy}phenyl)ethyl]-1,3-oxazolidin-2-one

A solution of (3-{[2-(trimethylsilyl)ethoxy]methoxy}phenyl)methanol in DMF (5ml) under nitrogen was treated with sodium hydride (18mg, 60% in oil) and the mixture was stirred at 20°C for 15min. 2-(4-{2-[(5*R*)-5-(2,2-Dimethyl-4*H*-1,3-benzodioxin-6-yl)-2-oxo-1,3-oxazolidin-3-yl]ethyl}phenoxy)ethyl methanesulfonate (150mg) was added and the mixture
10 was stirred at 20°C for 20h. Phosphate buffer solution (20ml, pH6.5) was added and the mixture was extracted with EtOAc (30ml). The organic extract was washed with water (2 x 20ml) and dried (Na₂SO₄). The solvent was evaporated *in vacuo* to give a residue which was purified by chromatography on flash silica gel. Elution with EtOAc-petroleum ether 40°-60° (1:1) gave the *title compound* (90mg) LCMS RT = 4.07min.

15 iii) 4-((1*R*)-1-Hydroxy-2-[(2-(4-{2-[(3-hydroxybenzyl)oxy]ethoxy}phenyl)ethyl)amino]ethyl)-2-(hydroxymethyl)phenol acetate

Prepared using methods similar to those described in Example 3ii LCMS RT = 2.26min, ES+ve 454 (MH)⁺.

20 Example 16

4-((1*R*)-2-[(1*S*)-2-{4-[2-(Benzyloxy)ethoxy]phenyl}-1-methylethyl)amino]-1-hydroxyethyl)-2-(hydroxymethyl)phenol acetate

25 i) 1-(4-[(*tert*-Butyl(dimethyl)silyl)oxy]phenyl)acetone

A solution of *tert*-butyldimethylsilyl chloride (13.6g) in DMF (50ml) was added dropwise to stirred solution of 4-hydroxyphenylacetone (12.5g) and imidazole (9.0g) in DMF (150ml) at 20° under N₂. After 0.67h additional *tert*-butyldimethylsilyl chloride (4.7g) was added and the reaction stirred for 0.75h. The reaction mixture was concentrated in vacuo and the
30 residue partitioned between Et₂O and water. The organic phase was washed with water, brine, dried (MgSO₄) and evaporated to dryness. The residue was purified by chromatography on a Biotage (90g) eluting with cyclohexane-Et₂O (9:1) to give the *title compound* (17.5g), ES+ve 282 (M+NH₄)⁺

35 ii) (1*R*)-2-[2-(4-[(*tert*-Butyl(dimethyl)silyl)oxy]phenyl)-1-methylethyl]amino]-1-(2,2-dimethyl-4*H*-1,3-benzodioxin-6-yl)ethanol

- Tetramethylammonium (triacetoxyl)borohydride (0.94g) was added to a stirred solution of (1*R*)-2-amino-1-(2,2-dimethyl-4*H*-1,3-benzodioxin-6-yl)ethanol (0.49g) and 1-(4-[[*tert*-butyl(dimethyl)silyl]oxy]phenyl)acetone (0.57g) in CH₂Cl₂ (10ml). Acetic acid (0.2ml) was added and the reaction stirred for 18h at 20 °C. The mixture was diluted with H₂O and extracted with EtOAc. The organic phase was washed with brine, dried (MgSO₄) and evaporated to dryness. The residue was purified by chromatography on a Biotage (40g) eluting with CH₂Cl₂-MeOH-2M NH₃ in MeOH (150:8:1) to give the *title compound* (0.84g), ES+ve 472 (MH)⁺
- 10 iii) (5*R*)-3-[(1*R*)-2-(4-[[*tert*-Butyl(dimethyl)silyl]oxy]phenyl)-1-methylethyl]-5-(2,2-dimethyl-4*H*-1,3-benzodioxin-6-yl)-1,3-oxazolidin-2-one and (5*R*)-3-[(1*S*)-2-(4-[[*tert*-butyl(dimethyl)silyl]oxy]phenyl)-1-methylethyl]-5-(2,2-dimethyl-4*H*-1,3-benzodioxin-6-yl)-1,3-oxazolidin-2-one
- 1,1'-Carbonyldiimidazole (0.62g) was added to a solution of (1*R*)-2-[[2-(4-[[*tert*-butyl(dimethyl)silyl]oxy]phenyl)-1-methylethyl]amino]-1-(2,2-dimethyl-4*H*-1,3-benzodioxin-6-yl)ethanol (0.83g) in THF (8ml). The mixture was stirred for 18h at 20 °C and partitioned between Et₂O and water. The organic phase was washed with brine, dried (MgSO₄) and evaporated to dryness. The residue was purified by chromatography on a Biotage (40g) eluting with cyclohexane-EtOAc (5:1 then 3:1) to give (5*R*)-3-[(1*S*)-2-(4-[[*tert*-butyl(dimethyl)silyl]oxy]phenyl)-1-methylethyl]-5-(2,2-dimethyl-4*H*-1,3-benzodioxin-6-yl)-1,3-oxazolidin-2-one (0.32g), LCMS RT = 4.17 min
- 20 and (5*R*)-3-[(1*R*)-2-(4-[[*tert*-butyl(dimethyl)silyl]oxy]phenyl)-1-methylethyl]-5-(2,2-dimethyl-4*H*-1,3-benzodioxin-6-yl)-1,3-oxazolidin-2-one (0.36g) LCMS RT = 4.15 min.
- 25 iv) (5*R*)-5-(2,2-Dimethyl-4*H*-1,3-benzodioxin-6-yl)-3-[(1*S*)-2-(4-hydroxyphenyl)-1-methylethyl]-1,3-oxazolidin-2-one
- A solution of tetrabutylammonium fluoride in THF (1M, 0.65ml) was added to a stirred solution of (5*R*)-3-[(1*S*)-2-(4-[[*tert*-butyl(dimethyl)silyl]oxy]phenyl)-1-methylethyl]-5-(2,2-dimethyl-4*H*-1,3-benzodioxin-6-yl)-1,3-oxazolidin-2-one (0.294g) in THF (3ml). After stirring at 20 °C for 0.5h the mixture was partitioned between EtOAc (30ml) and H₂O (30ml). The organic phase was washed with brine, dried (MgSO₄) and evaporated to dryness. The residue was purified by chromatography on a Biotage (40g) eluting with cyclohexane-EtOAc (3:1) to give the *title compound* (0.23g), ES+ve 384 (MH)⁺
- 30
- 35 v) (5*R*)-3-[(1*S*)-2-(4-[2-(Benzyloxy)ethoxy]phenyl)-1-methylethyl]-5-(2,2-dimethyl-4*H*-1,3-benzodioxin-6-yl)-1,3-oxazolidin-2-one

Benzyl 2-bromoethyl ether (0.164ml) was added to a stirred mixture of (5*R*)-5-(2,2-dimethyl-4*H*-1,3-benzodioxin-6-yl)-3-[(1*S*)-2-(4-hydroxyphenyl)-1-methylethyl]-1,3-oxazolidin-2-one (0.27g) and cesium carbonate (0.48g) in DMF (3ml). The reaction mixture was stirred for 18h at 20 °C then partitioned between Et₂O (30ml) and water (30ml). The organic phase was washed with brine, dried (MgSO₄) and evaporated to dryness. The residue was purified by chromatography on a Biotage (8g) eluting with cyclohexane-Et₂O (1:1) to give the *title compound* (0.31g), ES+ve 535 (M+NH₄)⁺

vi) (1*R*)-2-[(1*S*)-2-{4-[2-(Benzyloxy)ethoxy]phenyl}-1-methylethyl)amino]-1-(2,2-dimethyl-4*H*-1,3-benzodioxin-6-yl)ethanol

Prepared using method similar to those described in Example 1 xiv ES+ve 492 (MH)⁺

vii) 4-{(1*R*)-2-[(1*S*)-2-{4-[2-(Benzyloxy)ethoxy]phenyl}-1-methylethyl)amino]-1-hydroxyethyl}-2-(hydroxymethyl)phenol acetate

Prepared using method similar to those described in Example 1 xv LCMS RT = 2.52 min ES+ve 452 (MH)⁺

Example 17

4-{(1*R*)-2-[(1*R*)-2-{4-[2-(Benzyloxy)ethoxy]phenyl}-1-methylethyl)amino]-1-hydroxyethyl}-2-(hydroxymethyl)phenol acetate

i) (5*R*)-3-[(1*R*)-2-{4-[2-(Benzyloxy)ethoxy]phenyl}-1-methylethyl]-5-(2,2-dimethyl-4*H*-1,3-benzodioxin-6-yl)-1,3-oxazolidin-2-one

Prepared using methods similar to those described in Example 16 v ES+ve 535 (M+NH₄)⁺

ii) (1*R*)-2-[(1*R*)-2-{4-[2-(Benzyloxy)ethoxy]phenyl}-1-methylethyl)amino]-1-(2,2-dimethyl-4*H*-1,3-benzodioxin-6-yl)ethanol

Prepared using methods similar to those described in Example 1 xiv ES+ve 492 (MH)⁺

iii) 4-{(1*R*)-2-[(1*R*)-2-{4-[2-(Benzyloxy)ethoxy]phenyl}-1-methylethyl)amino]-1-hydroxyethyl}-2-(hydroxymethyl)phenol acetate

Prepared using methods similar to those described in Example 1 xv LCMS RT = 2.52 min ES+ve 452 (MH)⁺

Example 18

3-[(2-{4-[2-((2*R*)-2-Hydroxy-2-[4-hydroxy-3-(hydroxymethyl)phenyl]ethyl}amino)ethyl]phenoxy}ethoxy)methyl]benzenesulfonamide

i) 3-Hydroxymethylbenzenesulfonamide

- 5 3-(Aminosulfonyl)benzoic acid (2.18g) was stirred with ice-water cooling and under nitrogen while borane-THF complex (32.5ml) was added dropwise over 15min. After 2h at 22° further borane-THF complex (16ml) was added. After a further 2h the mixture was cooled with ice-water and methanol (40ml) was added dropwise. After 15min 2M hydrochloric acid (90ml) was added and the mixture was left to stand at 21° overnight.
- 10 The solution was extracted 3 times with ethyl acetate and the organic layers were combined and washed twice with brine, dried (MgSO₄) and concentrated. This solution was loaded onto a column of silica gel (200g) and the column was run with ethyl acetate and then 10% methanol in ethyl acetate to give the *title compound* (1.595g), LCMS RT=0.83min.

15

ii) 3-(Hydroxymethyl)-*N,N*-bis{[2-(trimethylsilyl)ethoxy]methyl}benzenesulfonamide

- Sodium hydride (60% oil dispersion, 0.315g) was added to 3-hydroxymethylbenzenesulfonamide (0.67g) with stirring in DMF (20ml) under nitrogen at 20°. After 15min, 2-(trimethylsilyl)ethoxymethyl chloride (1.27ml) was added and stirring
- 20 was continued for 1.5h. pH 6.4 Phosphate buffer and ethyl acetate were added. The aqueous layer was extracted twice with ethyl acetate and the combined organic layers were washed twice with brine, dried (MgSO₄) and evaporated to an oil. This oil in dichloromethane was loaded onto a column of silica gel (75g) set up in 10% ethyl acetate in 40-60 petroleum ether. The column was run with this, then 20%, 30% and 50% ethyl
- 25 acetate in 40-60 petroleum ether to give the *title compound* (0.74g) LCMS RT=4.00min.

iii) 3-(Bromomethyl)-*N,N*-bis{[2-(trimethylsilyl)ethoxy]methyl}benzenesulfonamide

- 3-(Hydroxymethyl)-*N,N*-bis{[2-(trimethylsilyl)ethoxy]methyl}benzenesulfonamide (0.735g) was stirred with ice-water cooling in dichloromethane (32ml) under nitrogen and carbon tetrabromide (0.962g) and triphenylphosphine (0.646g) were added successively. After
- 30 5min the cooling bath was removed and the mixture was stirred at 21° for 4h. The mixture was poured onto an SPE silica cartridge (10g). The cartridge was eluted with dichloromethane to give the *title compound* (0.21g) LCMS RT=4.31min.

iv) 3-[(2-[4-(2-[(5*R*)-5-(2,2-Dimethyl-4*H*-1,3-benzodioxin-6-yl)-2-oxo-1,3-oxazolidin-3-yl]ethyl)phenoxy]ethoxy)methyl]-*N,N*-bis[(2-(trimethylsilyl)ethoxy)methyl]benzenesulfonamide

Prepared using methods similar to those in Example 1 xi) LCMS RT=4.38min

5

v) 3-[(2-[4-(2-[(2*R*)-2-(2,2-Dimethyl-4*H*-1,3-benzodioxin-6-yl)-2-hydroxyethyl]amino)ethyl]phenoxy]ethoxy)methyl]-*N,N*-bis[(2-(trimethylsilyl)ethoxy)methyl]benzenesulfonamide

Prepared using methods similar to those in Example 1 xiv) LCMS RT=3.50min

10

vi) 3-[(2-[4-(2-[(2*R*)-2-Hydroxy-2-[4-hydroxy-3-(hydroxymethyl)phenyl]ethyl]amino)ethyl]phenoxy]ethoxy)methyl]benzenesulfonamide

3-[(2-[4-(2-[(2*R*)-2-(2,2-Dimethyl-4*H*-1,3-benzodioxin-6-yl)-2-hydroxyethyl]amino)ethyl]phenoxy]ethoxy)methyl]-*N,N*-bis[(2-

15 (trimethylsilyl)ethoxy)methyl]benzenesulfonamide (0.015g) was heated at 75° for 6h in acetic acid (1.5ml) and water (0.75ml). The solution was evaporated to dryness and re-evaporated twice with methanol to give crude product (0.012g). This was purified by preparative layer chromatography on a silica plate (20 X 20cm) which was developed twice in dichloromethane:ethanol:0.880 ammonia solution, 25:8:1. After elution of the
20 required band using methanol in dichloromethane, the eluate was evaporated to dryness and re-evaporated successively with acetic acid in methanol and then methanol to give the *title compound* (0.0037g) LCMS RT=2.19min. ES+ve 517 (MH)⁺

Example 19

25 3-[(2-[4-(2-[(2*R*)-2-Hydroxy-2-[4-hydroxy-3-(hydroxymethyl)phenyl]ethyl]amino)ethyl]phenoxy]ethoxy)methyl]-*N*-isopropylbenzenesulfonamide

i) 3-(Hydroxymethyl)-*N*-isopropylbenzenesulfonamide

30 Sodium hydride (60% oil dispersion, 0.177g) was added to 3-hydroxymethylbenzenesulfonamide (0.77g) with stirring in DMF (15ml) under nitrogen at 21°. After 10min, isopropyl iodide (0.45ml) was added followed by a further 0.3ml after 1h. After an additional 2h more isopropyl iodide (0.2ml) was added. After 3 days more sodium hydride oil dispersion (0.08g) was added. After another day, the solution was
35 poured into water acidified with 2M hydrochloric acid and the product was extracted with ethyl acetate twice. The combined extracts were washed with brine and evaporated to an

oil. This oil was loaded onto a column of silica gel (60g) and the column was eluted successively with 30%, 50% and 70% ethyl acetate in 40-60 petroleum ether to give the *title compound* (0.527g) LCMS RT=2.22min.

- 5 ii) 3-(Hydroxymethyl)-N-isopropyl-N-{[2-(trimethylsilyl)ethoxy]methyl}benzenesulfonamide
Prepared using methods similar to those in example 18 ii) LCMS RT=3.75min

iii) 3-(Bromomethyl)-N-isopropyl-N-{[2-(trimethylsilyl)ethoxy]methyl}benzenesulfonamide
Prepared using methods similar to those in example 18 iii) LCMS RT=3.91min

10

iv) 3-{[2-(4-{2-[(5*R*)-5-(2,2-Dimethyl-4*H*-1,3-benzodioxin-6-yl)-2-oxo-1,3-oxazolidin-3-yl]ethyl}phenoxy)ethoxy]methyl}-N-isopropyl-N-{[2-(trimethylsilyl)ethoxy]methyl}benzenesulfonamide
Prepared using methods similar to those in Example 1 xi) LCMS RT=4.07min

15

v) 3-[(2-[4-(2-[(2*R*)-2-(2,2-Dimethyl-4*H*-1,3-benzodioxin-6-yl)-2-hydroxyethyl]amino)ethyl]phenoxy)ethoxy]methyl}-N-isopropyl-N-{[2-(trimethylsilyl)ethoxy]methyl}benzenesulfonamide
Prepared using methods similar to those in Example 1 xiv) LCMS RT=3.26min

20

vi) 3-[(2-[4-[2-[(2*R*)-2-Hydroxy-2-[4-hydroxy-3-(hydroxymethyl)phenyl]ethyl]amino)ethyl]phenoxy)ethoxy]methyl}-N-isopropylbenzenesulfonamide

Prepared using methods similar to those in Example 1 xv) LCMS RT=2.44min. ES+ve 559 (MH)⁺

25

Example 20

3-[(2-[4-[2-[(2*R*)-2-Hydroxy-2-[4-hydroxy-3-(hydroxymethyl)phenyl]ethyl]amino)ethyl]phenoxy)ethoxy]methyl]benzoic acid acetate

30

i) Methyl 3-{[2-(4-{2-[(5*R*)-5-(2,2-dimethyl-4*H*-1,3-benzodioxin-6-yl)-2-oxo-1,3-oxazolidin-3-yl]ethyl}phenoxy)ethoxy]methyl}benzoate

Prepared using methods similar to those described in Example 1 xi)
LCMS RT=3.66min.

35

ii) 3-({2-[4-(2-((2*R*)-2-(2,2-Dimethyl-4*H*-1,3-benzodioxin-6-yl)-2-hydroxyethyl)amino}ethyl)phenoxy]ethoxy)methyl)benzoic acid

Prepared using methods similar to those described in Example 1 xiv)

LCMS RT=2.70min.

5

iii) 3-[(2-{4-[2-((2*R*)-2-Hydroxy-2-[4-hydroxy-3-(hydroxymethyl)phenyl]ethyl)amino]ethyl}phenoxy)ethoxy)methyl]benzoic acid acetate

Prepared using methods similar to those described in Example 1 xv)

LCMS RT=2.32min. ES+ve 482 (MH)⁺

10

Example 21

4-((1*R*)-2-([2-(4-{2-[(4-Fluorobenzyl)oxy]ethoxy}phenyl)ethyl]amino)-1-hydroxyethyl)-2-(hydroxymethyl)phenol acetate

15

i) (5*R*)-5-(2,2-Dimethyl-4*H*-1,3-benzodioxin-6-yl)-3-[2-(4-{2-[(4-fluorobenzyl)oxy]ethoxy}phenyl)ethyl]-1,3-oxazolidin-2-one

Prepared using methods similar to those described in Example 1 xi).

LCMS RT=3.70min.

20

ii) 4-((1*R*)-2-([2-(4-{2-[(4-Fluorobenzyl)oxy]ethoxy}phenyl)ethyl]amino)-1-hydroxyethyl)-2-(hydroxymethyl)phenol acetate

Prepared using methods similar to those described in Example 3 ii).

LCMS RT=2.49min. ES+ve 456 (MH)⁺

25

Example 22

4-((1*R*)-2-([2-(4-{2-[(2,6-Dichlorobenzyl)oxy]ethoxy}phenyl)ethyl]amino)-1-hydroxyethyl)-2-(hydroxymethyl)phenol acetate

30

i) (5*R*)-3-[2-(4-{2-[(2,6-Dichlorobenzyl)oxy]ethoxy}phenyl)ethyl]-5-(2,2-dimethyl-4*H*-1,3-benzodioxin-6-yl)-1,3-oxazolidin-2-one

Prepared using methods similar to those described in Example 1 xi).

LCMS RT=3.79min.

35

ii) 4-((1*R*)-2-([2-(4-{2-[(2,6-Dichlorobenzyl)oxy]ethoxy}phenyl)ethyl]amino)-1-hydroxyethyl)-2-(hydroxymethyl)phenol acetate

(5*R*)-3-[2-(4-{2-[(2,6-Dichlorobenzyl)oxy]ethoxy}phenyl)ethyl]-5-(2,2-dimethyl-4*H*-1,3-benzodioxin-6-yl)-1,3-oxazolidin-2-one (160mg) in THF (4ml) was treated with KOSiMe₃ (179mg) and the resulting solution was heated at 75°C for 2 h. The reaction mixture was then quenched with MeOH and concentrated in vacuo. The residue was then diluted in MeOH, and purified on an SCX-2 cartridge (10g) eluting with EtOH followed by 10% aqueous NH₃ in EtOH. The ammonia fractions were then combined and concentrated in vacuo. The residue was dissolved in acetic acid (3ml) and water (1ml) and heated at 75°C for 20 min. The solution was then concentrated in vacuo and azeotroped with MeOH to give the *title compound* (115mg).

LCMS RT=2.49min, ES+ve 506 (MH)⁺

Example 23

N-{3-[(2-[4-[2-[(*(2R)*-2-Hydroxy-2-[4-hydroxy-3-(hydroxymethyl)phenyl]ethyl]amino)ethyl]phenoxy]ethoxy)methyl]phenyl}sulfamide formate and *N*-(*tert*-butoxycarbonyl)-*N*-{3-[(2-[4-[2-[(*(2R)*-2-hydroxy-2-[4-hydroxy-3-(hydroxymethyl)phenyl]ethyl]amino)ethyl]phenoxy]ethoxy)methyl]phenyl}sulfamide formate

i) *N*-(*tert*-Butoxycarbonyl)-*N*-{3-[(2-[4-[2-[(*(5R)*-5-(2,2-dimethyl-4*H*-1,3-benzodioxin-6-yl)-2-oxo-1,3-oxazolidin-3-yl]ethyl]phenoxy]ethoxy)methyl]phenyl)sulfamide

A solution of chlorosulfonylisocyanate (34mg) in DCM (1ml) was cooled in ice before adding *tert*-butanol (0.023ml). The mixture was then stirred for 2 h when diisopropylethylamine (0.13ml) and a solution of (5*R*)-3-[2-(4-{2-[(3-aminobenzyl)oxy]ethoxy}phenyl)ethyl]-5-(2,2-dimethyl-4*H*-1,3-benzodioxin-6-yl)-1,3-oxazolidin-2-one {Example 1 xii} (138mg) in DCM (3ml) was added. The resulting solution was then allowed to warm to room temperature and stood overnight. The solution was then diluted in DCM, washed with phosphate buffer (pH=6.5) and water, dried (MgSO₄) and concentrated in vacuo. The residue was then purified by chromatography (SPE, 5g) eluting with cyclohexane-EtOAc (1:1) and then EtOAc to give the *title compound* (74mg).

LCMS RT=3.57min.

ii) *N*-(*tert*-Butoxycarbonyl)-*N*-{3-[(2-[4-(2-[(*(2R)*-2-(2,2-dimethyl-4*H*-1,3-benzodioxin-6-yl)-2-hydroxyethyl]amino)ethyl]phenoxy]ethoxy)methyl]phenyl}sulfamide

Prepared using methods similar to those described in Example 1 xiv).

LCMS RT=2.79min.

iii) *N*-{3-[(2-{4-[2-((2*R*)-2-Hydroxy-2-[4-hydroxy-3-

(hydroxymethyl)phenyl]ethyl}amino)ethyl]phenoxy}ethoxy)methyl]phenyl)sulfamide

formate and *N*-(*tert*-butoxycarbonyl)-*N*-{3-[(2-{4-[2-((2*R*)-2-hydroxy-2-[4-hydroxy-3-

5 (hydroxymethyl)phenyl]ethyl}amino)ethyl]phenoxy}ethoxy)methyl]phenyl)sulfamide

formate

N-(*tert*-Butoxycarbonyl)-*N*-[3-((2-[4-(2-((2*R*)-2-(2,2-dimethyl-4*H*-1,3-benzodioxin-6-yl)-2-

hydroxyethyl]amino)ethyl]phenoxy}ethoxy)methyl]phenyl)sulfamide (15mg) in acetic acid

(1.5ml) and water (0.5ml) was heated at 75°C for 0.5 h. The solution was then

10 concentrated in vacuo and azeotroped with MeOH. The residue was purified by HPLC to

give the *title compounds* *N*-{3-[(2-{4-[2-((2*R*)-2-hydroxy-2-[4-hydroxy-3-

(hydroxymethyl)phenyl]ethyl}amino)ethyl]phenoxy}ethoxy)methyl]phenyl)sulfamide

formate (1.5mg) LCMS RT=2.21min, ES+ve 532 (MH)⁺ and *N*-(*tert*-butoxycarbonyl)-*N*-{3-

*[(2-{4-[2-((2*R*)-2-hydroxy-2-[4-hydroxy-3-*

15 (hydroxymethyl)phenyl]ethyl}amino)ethyl]phenoxy}ethoxy)methyl]phenyl)sulfamide

formate (0.9mg).

LCMS RT=2.51min ES+ve 630 (MH)⁺

Example 24

20 4-[(1*R*)-2-((2-[4-(2-([3-(Cyclopentylsulfonyl)benzyl]oxy)ethoxy)phenyl]ethyl)amino)-1-

hydroxyethyl]-2-(hydroxymethyl)phenol acetate

i) (5*R*)-3-{2-[4-(2-([3-(Cyclopentylthio)benzyl]oxy)ethoxy)phenyl]ethyl}-5-(2,2-dimethyl-4*H*-

1,3-benzodioxin-6-yl)-1,3-oxazolidin-2-one

25 To a solution of (5*R*)-5-(2,2-dimethyl-4*H*-1,3-benzodioxin-6-yl)-3-[2-(4-{2-[(3-

iodobenzyl]oxy}ethoxy)phenyl]ethyl]-1,3-oxazolidin-2-one (Example 6 i) (400mg) in *N*-

methylpyrrolidinone (3ml) and Et₃N (0.5ml) was added diphenylphosphinoferrocene (dppf)

(84mg) and tris(dibenzylideneacetone)dipalladium (0) [Pd₂(dba)₃] (34mg). The solution

was then flushed with nitrogen for 15 min before adding cyclopentylmercaptan (136mg)

30 and heating at 60°C for 4 h. The solution was then allowed to cool to room temperature

before pouring into aq. NaHCO₃ solution and extracting with EtOAc. The combined

organic layers were then washed with water, dried (MgSO₄) and concentrated in vacuo.

The residue was purified by chromatography (Biotage, 40g) eluting with CH₂Cl₂-MeOH

(500:1) to give the *title compound* (276mg).

35 LCMS RT=4.08min.

ii) (5*R*)-3-{2-[4-(2-{[3-(Cyclopentylsulfinyl)benzyl]oxy}ethoxy)phenyl]ethyl}-5-(2,2-dimethyl-4*H*-1,3-benzodioxin-6-yl)-1,3-oxazolidin-2-one

A solution of (5*R*)-3-{2-[4-(2-{[3-(cyclopentylthio)benzyl]oxy}ethoxy)phenyl]ethyl}-5-(2,2-dimethyl-4*H*-1,3-benzodioxin-6-yl)-1,3-oxazolidin-2-one (276mg) in EtOH (15ml) and water (5ml) was treated with sodium periodate (391mg) and stirred at room temperature under nitrogen for 3 h. The solution was concentrated in vacuo before pouring into water and extracting with EtOAc. The combined organic layers were washed with water, dried (MgSO₄) and concentrated in vacuo to give the *title compound* (278mg). LCMS RT=3.42min.

iii) (5*R*)-3-{2-[4-(2-{[3-(Cyclopentylsulfonyl)benzyl]oxy}ethoxy)phenyl]ethyl}-5-(2,2-dimethyl-4*H*-1,3-benzodioxin-6-yl)-1,3-oxazolidin-2-one

A solution of (5*R*)-3-{2-[4-(2-{[3-(cyclopentylsulfinyl)benzyl]oxy}ethoxy)phenyl]ethyl}-5-(2,2-dimethyl-4*H*-1,3-benzodioxin-6-yl)-1,3-oxazolidin-2-one (56mg) in CH₂Cl₂ (2ml) was cooled in an ice bath under a nitrogen atmosphere. To this was added 3-chloroperoxybenzoic acid (30mg) and the resulting solution was allowed to warm to room temperature and stirred for 2 h. The solution was then washed with sodium sulphite, to remove any excess peroxide, and water. The combined organic layers were then dried (MgSO₄) and concentrated in vacuo to give the *title compound* (70mg). LCMS RT=3.70min.

iv) (1*R*)-2-({2-[4-(2-{[3-(Cyclopentylsulfonyl)benzyl]oxy}ethoxy)phenyl]ethyl}amino)-1-(2,2-dimethyl-4*H*-1,3-benzodioxin-6-yl)ethanol

Prepared using methods similar to those described in Example 1 iv).

LCMS RT=2.91min.

v) 4-[(1*R*)-2-({2-[4-(2-{[3-(Cyclopentylsulfonyl)benzyl]oxy}ethoxy)phenyl]ethyl}amino)-1-hydroxyethyl]-2-(hydroxymethyl)phenol acetate

Prepared using methods similar to those described in Example 1 xv).

LCMS RT=2.62min ES+ve 570 (MH)⁺

Example 25

4-[(1*R*)-2-({2-[4-(2-{[3-(Cyclopentylsulfinyl)benzyl]oxy}ethoxy)phenyl]ethyl}amino)-1-hydroxyethyl]-2-(hydroxymethyl)phenol acetate

i) (1*R*)-2-({2-[4-(2-{[3-(Cyclopentylsulfinyl)benzyl]oxy}ethoxy)phenyl]ethyl}amino)-1-(2,2-dimethyl-4*H*-1,3-benzodioxin-6-yl)ethanol

Prepared using methods similar to those described in Example 1 xiv) using (5*R*)-3-{2-[4-(2-{[3-(cyclopentylsulfinyl)benzyl]oxy}ethoxy)phenyl]ethyl}-5-(2,2-dimethyl-4*H*-1,3-benzodioxin-6-yl)-1,3-oxazolidin-2-one {Example 24 ii)}. LCMS RT=2.73min.

ii) 4-[(1*R*)-2-({2-[4-(2-{[3-(Cyclopentylsulfinyl)benzyl]oxy}ethoxy)phenyl]ethyl}amino)-1-hydroxyethyl]-2-(hydroxymethyl)phenol acetate

Prepared using methods similar to those described in Example 1 xv).

LCMS RT=2.37min.

Example 26

4-((1*R*)-1-Hydroxy-2-{[2-(4-{2-[4-isopropoxybenzyl]oxy}ethoxy)phenyl]ethyl}amino)ethyl)-2-(hydroxymethyl)phenol acetate

i) (4-Isopropoxyphenyl)methanol

4-Hydroxybenzylalcohol (1g) in DMF (10ml) under nitrogen at 0°C was treated portionwise with sodium hydride (355mg). The resulting solution was stirred for 0.5 h before isopropyl bromide (0.99g) was added, and the solution was stirred for a further 18 h. Phosphate buffer (pH=6.5) was then added and the solution was extracted with EtOAc. The combined organic layers were then washed with water, dried (MgSO₄) and concentrated in vacuo. The residue was purified by chromatography (Biotage, 90g) eluting with 40 - 60°C petroleum ether-EtOAc (4:1) to give the *title compound* (931mg).

LCMS RT=2.51min.

ii) (5*R*)-5-(2,2-Dimethyl-4*H*-1,3-benzodioxin-6-yl)-3-[2-(4-{2-[4-isopropoxybenzyl]oxy}ethoxy)phenyl]ethyl]-1,3-oxazolidin-2-one

A solution of (4-isopropoxyphenyl)methanol (93mg) in DMF (2ml) was treated with sodium hydride (27mg) under nitrogen and stirred for 0.5 h. To this was added the 2-(4-{2-[(5*R*)-5-(2,2-dimethyl-4*H*-1,3-benzodioxin-6-yl)-2-oxo-1,3-oxazolidin-3-yl]ethyl}phenoxy)ethyl methanesulfonate (357mg) {Example 15 i)} and the resulting solution was stirred for 18 h under nitrogen. The solution was then diluted in EtOAc, washed with water, dried (MgSO₄) and concentrated in vacuo. The residue was purified by chromatography (Biotage, 40g) eluting with 40 -60°C petroleum ether-EtOAc (2:1) to give the *title compound* (156mg). LCMS RT=3.76min.

iii) 4-((1*R*)-1-Hydroxy-2-([2-(4-{2-[(4-isopropoxybenzyl)oxy]ethoxy}phenyl)ethyl]amino)ethyl)-2-(hydroxymethyl)phenol acetate

Prepared using methods similar to those described in Example 22 ii).

LCMS RT=2.56min ES+ve 496 (MH)⁺

5

Example 27

4-((1*R*)-1-Hydroxy-2-([2-(4-{2-[(4-hydroxybenzyl)oxy]ethoxy}phenyl)ethyl]amino)ethyl)-2-(hydroxymethyl)phenol acetate

10 i) 4-([2-(Trimethylsilyl)ethoxy]methoxy)phenyl)methanol

Prepared using methods similar to those described in Example 26 i).

LCMS RT=3.42min.

ii) (5*R*)-5-(2,2-Dimethyl-4*H*-1,3-benzodioxin-6-yl)-3-[2-(4-{2-[(4-{2-

15 (trimethylsilyl)ethoxy]methoxy}benzyl)oxy]ethoxy}phenyl)ethyl]-1,3-oxazolidin-2-one

Prepared using methods similar to those described in Example 26 ii).

LCMS RT=4.09min.

iii) 4-((1*R*)-1-Hydroxy-2-([2-(4-{2-[(4-hydroxybenzyl)oxy]ethoxy}phenyl)ethyl]amino)ethyl)-2-(hydroxymethyl)phenol acetate

20

(5*R*)-5-(2,2-Dimethyl-4*H*-1,3-benzodioxin-6-yl)-3-[2-(4-{2-[(4-{2-

(trimethylsilyl)ethoxy]methoxy}benzyl)oxy]ethoxy}phenyl)ethyl]-1,3-oxazolidin-2-one

(287mg) in THF (5ml) was treated with KOSiMe₃ (570mg) and the resulting solution was heated at 75°C for 3 h. The reaction was then quenched in MeOH and concentrated in

25 vacuo. The residue was purified by chromatography (SCX-2, two 10g cartridges) eluting with 10% MeOH-CH₂Cl₂ and then 10% 2M NH₃ in MeOH - CH₂Cl₂. The residue was then dissolved in AcOH (3ml) and water (1ml) and heated at 75°C for 2 h. The solution was then concentrated in vacuo and azeotroped with MeOH. The residue was purified by HPLC to give the formate salt of the *title compound*. This was converted to the acetate

30 salt by dissolving in acetic acid and evaporating under reduced pressure to give *the title compound* (14mg).

LCMS RT=2.34min ES+ve 454 (MH)⁺

Example 28

3-[(2-{4-[2-((2*R*)-2-Hydroxy-2-[4-hydroxy-3-(hydroxymethyl)phenyl]ethyl)amino)ethyl]phenoxy}ethoxy)methyl]-*N*-isopropylbenzamide acetate

5 i) 2-(4-[[*tert*-Butyl(dimethyl)silyl]oxy]phenyl)ethanol

Sodium hydride (60% dispersion in mineral oil, 145mg) was added portionwise to a solution of 4-(2-hydroxyethyl)phenol (502mg) in THF (15ml) and the mixture was stirred at 20°C for 30min. *tert*-Butyldimethylsilyl chloride (547mg) was added and the mixture was stirred for 75min. Phosphate buffer solution (pH 6.5) was added and the mixture was
10 extracted with EtOAc. The combined extracts were dried (Na₂SO₄) and the solvent evaporated *in vacuo* to give a residue which was purified by SPE (10g). Elution with DCM-cyclohexane (1:3) then DCM then EtOAc gave the *title compound* (658mg). LCMS RT = 3.62min.

15 ii) 2-(4-[[*tert*-Butyl(dimethyl)silyl]oxy]phenyl)ethyl methanesulfonate

A solution of 2-(4-[[*tert*-butyl(dimethyl)silyl]oxy]phenyl)ethanol (653mg) and diisopropylethylamine (1.8ml) in DCM (15ml) at 0° under nitrogen was treated with methanesulfonyl chloride (0.44ml) and the mixture was stirred at 0°C for 6h. Saturated NaHCO₃ solution was added and the mixture stirred for 15min. Water (20ml) was added
20 and the mixture was extracted with DCM. The extract was dried (Na₂SO₄) and the solvent evaporated *in vacuo* to give the *title compound* (904mg).

LCMS RT = 3.85min.

iii) [4-(2-Bromoethyl)phenoxy](*tert*-butyl)dimethylsilane

25 A solution of 2-(4-[[*tert*-butyl(dimethyl)silyl]oxy]phenyl)ethyl methanesulfonate (1.064g) in acetonitrile (35ml) was treated with tetrabutylammonium bromide (2.346g) at 50°C for 2.5h. The mixture was cooled to 20°C and the solvent was evaporated *in vacuo*. The residue was dissolved in EtOAc and the resulting solution washed with water and dried (Na₂SO₄). Solvent evaporation *in vacuo* gave the *title compound* (991mg).

30 LCMS RT = 4.22min.

iv) (1*R*)-2-{[2-(4-[[*tert*-Butyl(dimethyl)silyl]oxy]phenyl)ethyl]amino}-1-(2,2-dimethyl-4*H*-1,3-benzodioxin-6-yl)ethanol

A solution of [4-(2-bromoethyl)phenoxy](*tert*-butyl)dimethylsilane (479mg) in DMF (20ml)
35 under nitrogen was treated with (1*R*)-2-amino-1-(2,2-dimethyl-4*H*-1,3-benzodioxin-6-yl)ethanol (678mg) and the mixture was stirred at 20°C for 9.5h. Phosphate buffer solution

(pH 6.5) was added and the mixture was extracted with EtOAc. The extract was washed with water and dried (Na_2SO_4). Solvent evaporation *in vacuo* gave a residue which was purified by SPE (10g). Elution with DCM then DCM-EtOH-0.880 ammonia solution (300:8:1) then (150:8:1) gave *the title compound* (991mg).

5 LCMS RT = 3.13min.

v) (5R)-5-(2,2-Dimethyl-4H-1,3-benzodioxin-6-yl)-3-[2-(4-hydroxyphenyl)ethyl]-1,3-oxazolidin-2-one

10 A solution of (1R)-2-[[2-(4-[[*tert*-butyl(dimethyl)silyl]oxy]phenyl)ethyl]amino]-1-(2,2-dimethyl-4H-1,3-benzodioxin-6-yl)ethanol (4.803g) in THF (100ml) under nitrogen was treated with 1,1'-carbonyldiimidazole (1.702g) and the mixture was stirred at 20° for 21.5h. Water (125ml) was added, the mixture was stirred for 10min and then extracted with Et_2O . The extract was dried (Na_2SO_4) and the solvent evaporated *in vacuo*. The residue was dissolved in THF (60ml) and was treated with a solution of tetrabutyl ammonium fluoride
15 in THF (1.0M, 15.95ml). The mixture was stirred at 20° for 100min, water (30ml) was added and the mixture was extracted with Et_2O . The extract was washed with water, dried (Na_2SO_4) and the solvent evaporated *in vacuo* to give a residue which was purified by chromatography on a Biotage cartridge (90g). Elution with EtOAc-petroleum ether (2:3) gave *the title compound* (2.82g). LCMS RT = 3.01 min ES +ve 370 (MH)⁺.

20

vi) 3-[(2-Hydroxyethoxy)methyl]benzonitrile

A solution of ethylene glycol (7.5g) in DMF (50ml) under nitrogen at 0°C was treated portionwise with sodium hydride (1.35g) and stirred for 0.5 h. 3-Cyanobenzylbromide (4.74g) was then added and the solution was allowed to warm to room temperature and
25 stirred for 4 h. The solution was then concentrated *in vacuo* to remove the DMF. The residue was taken up in EtOAc, washed with phosphate buffer (pH=6.5) and water, dried (MgSO_4) and concentrated *in vacuo*. The residue was then purified by chromatography (Biotage, 2x90g) eluting with 40-60°C petroleum ether-EtOAc (1:1) to give the *title compound* (2.62g). LCMS RT=2.07min.

30

vii) Methyl 3-[(2-hydroxyethoxy)methyl]benzoate

A solution of 3-[(2-hydroxyethoxy)methyl]benzonitrile (1g) in MeOH (20ml) was treated with conc. H_2SO_4 (10ml) at 0°C. The solution was then allowed to warm to room temperature before heating at reflux for 10 h. Aqueous sodium carbonate was added to
35 neutralise the cooled solution before extracting with EtOAc. The combined organic layers were then washed with water, dried (MgSO_4) and concentrated *in vacuo*. The residue

was then purified by chromatography (Biotage, 90g) eluting with 40°C-60°C petroleum ether-EtOAc (3:2) to give the *title compound* (650mg). LCMS RT=2.33min.

viii) Methyl 3-([2-(4-{2-[(5*R*)-5-(2,2-dimethyl-4*H*-1,3-benzodioxin-6-yl)-2-oxo-1,3-

5 oxazolidin-3-yl]ethyl}phenoxy)ethoxy)methyl]benzoate

(5*R*)-5-(2,2-Dimethyl-4*H*-1,3-benzodioxin-6-yl)-3-[2-(4-hydroxyphenyl)ethyl]-1,3-oxazolidin-2-one{Example 28 v)} (300mg), methyl 3-[(2-hydroxyethoxy)methyl]benzoate (340mg) and triphenylphosphine (642mg) were dissolved in DCM (10ml) and stirred for 15 min. To this was added 1,1'-(azodicarbonyl)dipiperidine (612mg) and the solution was
10 stirred for 16 h. The solution was then diluted in DCM, washed with water, dried (MgSO₄) and concentrated in vacuo. The residue was purified by chromatography (Biotage, 90g) eluting with CH₂Cl₂-MeOH (250:1) to give the *title compound* (450mg). LCMS RT=3.62min.

15 ix) 3-([2-(4-{2-[(5*R*)-5-(2,2-Dimethyl-4*H*-1,3-benzodioxin-6-yl)-2-oxo-1,3-oxazolidin-3-yl]ethyl}phenoxy)ethoxy)methyl]benzoic acid

Prepared using methods similar to those described in Example 1 x).

LCMS RT=3.45min.

20 x) 3-([2-(4-{2-[(5*R*)-5-(2,2-Dimethyl-4*H*-1,3-benzodioxin-6-yl)-2-oxo-1,3-oxazolidin-3-yl]ethyl}phenoxy)ethoxy)methyl]-*N*-isopropylbenzamide

A solution of 3-([2-(4-{2-[(5*R*)-5-(2,2-dimethyl-4*H*-1,3-benzodioxin-6-yl)-2-oxo-1,3-oxazolidin-3-yl]ethyl}phenoxy)ethoxy)methyl]benzoic acid (90mg) and isopropyl amine (9.7mg) in DMF (2ml) was cooled to 0°C and treated with diisopropylethylamine (0.057ml)
25 and *O*-benzotriazol-1-yl-*N,N,N',N'*-tetramethyluronium hexafluorophosphate (HBTU) (62 mg). This was then stirred for 8 h before diluting in EtOAc and washing sequentially with 2M HCl, NaHCO₃ (aq) and brine. The combined organic layers were then dried (MgSO₄) and concentrated in vacuo to give the *title compound* (112mg). LCMS RT=3.36min.

30 xi) 3-([2-[4-(2-[(2*R*)-2-(2,2-Dimethyl-4*H*-1,3-benzodioxin-6-yl)-2-hydroxyethyl]amino]ethyl}phenoxy)ethoxy)methyl]-*N*-isopropylbenzamide

Prepared using methods similar to those described in Example 1 xiv).

LCMS RT=2.60min.

xii) 3-[(2-{4-[2-((2*R*)-2-Hydroxy-2-[4-hydroxy-3-(hydroxymethyl)phenyl]ethyl)amino]ethyl}phenoxy)ethoxy)methyl]-*N*-isopropylbenzamide acetate

Prepared using methods similar to those described in Example 1 xv).

5 LCMS RT=2.34min ES+ve 523 (MH)⁺

Example 29

N-Cyclohexyl-3-[(2-{4-[2-((2*R*)-2-hydroxy-2-[4-hydroxy-3-(hydroxymethyl)phenyl]ethyl)amino]ethyl}phenoxy)ethoxy)methyl]benzamide acetate

10

i) *N*-Cyclohexyl-3-[(2-{4-[2-((5*R*)-5-(2,2-dimethyl-4*H*-1,3-benzodioxin-6-yl)-2-oxo-1,3-oxazolidin-3-yl]ethyl}phenoxy)ethoxy)methyl]benzamide

Prepared using methods similar to those described in Example 28 x).

LCMS RT=3.65min.

15

ii) *N*-Cyclohexyl-3-[(2-{4-[2-((2*R*)-2-(2,2-dimethyl-4*H*-1,3-benzodioxin-6-yl)-2-hydroxyethyl]amino)ethyl}phenoxy)ethoxy)methyl]benzamide

Prepared using methods similar to those described in Example 1 xiv).

LCMS RT=2.78min.

20

iii) *N*-Cyclohexyl-3-[(2-{4-[2-((2*R*)-2-hydroxy-2-[4-hydroxy-3-(hydroxymethyl)phenyl]ethyl)amino]ethyl}phenoxy)ethoxy)methyl]benzamide acetate

Prepared using methods similar to those described in Example 1 xv).

LCMS RT=2.57min ES+ve 563 (MH)⁺

25

Example 30

N-Cyclohexyl-3-[(2-{4-[2-((2*R*)-2-hydroxy-2-[4-hydroxy-3-(hydroxymethyl)phenyl]ethyl)amino]ethyl}phenoxy)ethoxy)methyl]benzenesulfonamide acetate

30

i) 3-[(Cyclohexylamino)sulfonyl]benzoic acid

A mixture of 3-(chlorosulfonyl)benzoic acid (2.00g) and DCM (20ml) under nitrogen at 0° was treated with cyclohexylamine (3.63ml) and the mixture was stirred at 0°C for 0.5 h.

The solvent was evaporated *in vacuo* and the residue was treated with 1M potassium hydrogen sulfate solution (50ml) and extracted with EtOAc. The combined extracts were

35

dried (Na_2SO_4) and the solvent evaporated *in vacuo* to give the *title compound* (2.28g).
LCMS RT = 3.16min.

ii) N-Cyclohexyl-3-(hydroxymethyl)benzenesulfonamide

- 5 A solution of 3-[(cyclohexylamino)sulfonyl]benzoic acid (2.25g) in THF (100ml) under nitrogen at 0° was treated dropwise with 1M borane-THF solution (23.82ml). The mixture was stirred at 0°C for 0.5 h and then at 20°C for 72 h. The mixture was cooled to 0°C and MeOH (20ml) was added dropwise. The mixture was stirred for 15 min and then 2N hydrochloric acid (50ml) was added and the mixture was allowed to warm to 20°C. The
- 10 bulk of the organic solvents were removed by evaporation *in vacuo* and the residual aqueous phase was extracted with EtOAc (2x40ml). The combined extracts were dried (Na_2SO_4) and the solvent evaporated *in vacuo*. The residue was purified by SPE on alumina (10g, activated, neutral, Brockmann 1). Elution with MeOH-dichloromethane (1:20) gave the *title compound* (1.944g).
- 15 LCMS RT = 2.95min.

iii) N-Cyclohexyl-3-(hydroxymethyl)-N-[[2-(trimethylsilyl)ethoxy]methyl]benzenesulfonamide

- 20 A solution of N-cyclohexyl-3-(hydroxymethyl)benzenesulfonamide (1.744g) in DMF (30ml) under nitrogen was treated with sodium hydride (60% dispersion in mineral oil, 311mg) and the mixture stirred at 20°C for 0.5 h. 2-(Trimethylsilyl)ethoxymethyl chloride (1.15ml) was added and the mixture was stirred for a further 2 h at 20°C. Phosphate buffer solution (pH 6.5, 50ml) and water (50ml) were added and the mixture was extracted with EtOAc. The combined extracts were washed with water and dried (Na_2SO_4). Solvent
- 25 evaporation *in vacuo* gave a residue which was purified by flash chromatography on silica gel. Elution with EtOAc-petroleum ether (3:7) gave the *title compound* (1.917g).
LCMS RT = 3.83min.

30 iv) N-Cyclohexyl-3-[[2-(4-{2-[(5R)-5-(2,2-dimethyl-4H-1,3-benzodioxin-6-yl)-2-oxo-1,3-oxazolidin-3-yl]ethyl}phenoxy)ethoxy]methyl]-N-[[2-(trimethylsilyl)ethoxy]methyl]benzenesulfonamide

- A solution of N-cyclohexyl-3-(hydroxymethyl)-N-[[2-(trimethylsilyl)ethoxy]methyl]benzenesulfonamide (207mg) in DMF (5ml) under nitrogen was treated with sodium hydride (60% dispersion in mineral oil, 24mg) and the mixture stirred at 20°C for 15 min.
- 35 A solution of 2-(4-{2-[(5R)-5-(2,2-dimethyl-4H-1,3-benzodioxin-6-yl)-2-oxo-1,3-oxazolidin-

3-yl]ethyl}phenoxy)ethyl methanesulfonate [Example 15 i)] (170mg) in DMF (3ml) was added and the mixture stirred at 20°C for 18h. Phosphate buffer solution (pH 6.5, 15ml) and water (15ml) were added and the mixture was extracted with EtOAc. The combined extracts were washed with water and dried (Na₂SO₄). Solvent evaporation *in vacuo* gave a residue which was purified by "Flashmaster" chromatography on silica gel. Elution with EtOAc-cyclohexane (2:3) gave the *title compound* (125mg).
LCMS RT = 4.35min.

v) N-Cyclohexyl-3-[(2-{4-(2-[(2*R*)-2-(2,2-Dimethyl-4*H*-1,3-benzodioxin-6-yl)-2-hydroxyethyl]amino)ethyl}phenoxy)ethoxy)methyl]-N-{[2-(trimethylsilyl)ethoxy)methyl]benzenesulfonamide

Prepared using methods similar to those described in Example 1xiv.

LCMS RT = 3.52min.

vi) N-Cyclohexyl-3-[(2-{4-[2-[(2*R*)-2-hydroxy-2-[4-hydroxy-3-(hydroxymethyl)phenyl]ethyl]amino)ethyl]phenoxy}ethoxy)methyl]benzenesulfonamide acetate

Prepared using methods similar to those described in Example 1xv.

LCMS RT = 2.66 min; ES +ve 599 (MH)⁺.

Example 31

3-[(2-{4-[2-[(2*R*)-2-Hydroxy-2-[4-hydroxy-3-(hydroxymethyl)phenyl]ethyl]amino)ethyl]phenoxy}ethoxy)methyl]-N-methylbenzenesulfonamide acetate

i) 3-[(Methylamino)sulfonyl]benzoic acid

Prepared using methods similar to those described in Example 30 i).

LCMS RT = 2.14min.

ii) 3-(Hydroxymethyl)-N-methylbenzenesulfonamide

Prepared using methods similar to those described in Example 30 ii).

LCMS RT = 1.86min.

iii) 3-(Hydroxymethyl)-N-methyl-N-{[2-(trimethylsilyl)ethoxy)methyl]benzenesulfonamide

Prepared using methods similar to those described in Example 30 iii) LCMS RT =

3.50min.

iv) 3-([2-(4-{2-[(5*R*)-5-(2,2-Dimethyl-4*H*-1,3-benzodioxin-6-yl)-2-oxo-1,3-oxazolidin-3-yl]ethyl}phenoxy)ethoxy)methyl]-*N*-methyl-*N*-[2-(trimethylsilyl)ethoxy)methyl]benzenesulfonamide

Prepared using methods similar to those described in Example 30 iv). LCMS RT =

5 3.98min.

v) 3-([2-(4-{2-[(2*R*)-2-(2,2-Dimethyl-4*H*-1,3-benzodioxin-6-yl)-2-hydroxyethyl]amino}ethyl)phenoxy]ethoxy)methyl]-*N*-methyl-*N*-[2-(trimethylsilyl)ethoxy)methyl]benzenesulfonamide

10 Prepared using methods similar to those described in Example 1xiv.
LCMS RT = 3.21min.

vi) 3-([2-(4-{2-[(2*R*)-2-Hydroxy-2-[4-hydroxy-3-(hydroxymethyl)phenyl]ethyl]amino}ethyl)phenoxy]ethoxy)methyl]-*N*-methylbenzenesulfonamide acetate

15 Prepared using methods similar to those described in Example 1xv.
LCMS RT = 2.29min, ES +ve 531 (MH)⁺.

Example 32

4-[(1*R*)-1-Hydroxy-2-([2-(4-{2-[3-

20 (isopropylsulfinyl)benzyl]oxy)ethoxy)phenyl]ethyl]amino)ethyl]-2-(hydroxymethyl)phenol acetate

i) [3-(Isopropylthio)phenyl]methanol

3-Iodobenzylalcohol (1.40g) was stirred with tris(dibenzylideneacetone)dipalladium
25 (0.08g) and 1,1'-bis(diphenylphosphino)ferrocene (0.09g) in *N*-methylpyrrolidone (20ml) and triethylamine (10ml) at 21° for 10 min while sparging with nitrogen. *i*-Propyl mercaptan (0.83ml) was added and the mixture was heated to 60°C for 2h. The mixture was partitioned between diethyl ether and water and the aqueous layer was extracted with more diethyl ether. The combined organic layers were washed with brine, dried (MgSO₄)
30 and the volatiles were distilled off on a steam bath. The residue was chromatographed on silica gel (50g) in diethyl ether-petroleum ether (40-60°C)(1:9, and then 1:4) to give the *title compound* (0.973g).

LCMS RT=2.93min.

35 ii) 1-(Bromomethyl)-3-(isopropylthio)benzene

[3-(Isopropylthio)phenyl]methanol (0.365g) was stirred with phosphorus tribromide (0.19ml) in dichloromethane (10ml) at 21°C for 2h. The solution was washed with water plus sodium bicarbonate and the aqueous layer was back extracted with dichloromethane. The combined organic layers were washed with water, dried (MgSO₄) and evaporated to give the *title compound* (0.226g).

LCMS RT=3.64min.

iii) (5*R*)-5-(2,2-Dimethyl-4*H*-1,3-benzodioxin-6-yl)-3-{2-[4-(2-{[3-(isopropylthio)benzyl]oxy}ethoxy)phenyl]ethyl}-1,3-oxazolidin-2-one

10 Prepared using methods similar to those described in Example 1 xi).

LCMS RT=3.89min.

iv) (5*R*)-5-(2,2-Dimethyl-4*H*-1,3-benzodioxin-6-yl)-3-{2-[4-(2-{[3-(isopropylsulfinyl)benzyl]oxy}ethoxy)phenyl]ethyl}-1,3-oxazolidin-2-one

15 Prepared using methods similar to those described in Example 24 ii).

LCMS RT=3.29min.

v) (1*R*)-1-(2,2-Dimethyl-4*H*-1,3-benzodioxin-6-yl)-2-{2-[4-(2-{[3-(isopropylsulfinyl)benzyl]oxy}ethoxy)phenyl]ethyl}amino)ethanol

20 (5*R*)-5-(2,2-Dimethyl-4*H*-1,3-benzodioxin-6-yl)-3-{2-[4-(2-{[3-(isopropylsulfinyl)benzyl]oxy}ethoxy)phenyl]ethyl}-1,3-oxazolidin-2-one (0.07g) was stirred with potassium trimethylsilanolate (0.14g) in THF (5ml) under reflux for 2.5h. After cooling the mixture was diluted with dichloromethane and poured onto a 10g Bond Elut silica cartridge which was eluted successively with dichloromethane, then
25 dichloromethane:ethanol:0.880 ammonia solution (100:8:1 and then 50:8:1) to give the *title compound* (0.031g).

LCMS RT=2.61min.

vi) 4-[(1*R*)-1-Hydroxy-2-{2-[4-(2-{[3-(isopropylsulfinyl)benzyl]oxy}ethoxy)phenyl]ethyl}amino)ethyl]-2-(hydroxymethyl)phenol acetate

30

Prepared using methods similar to those described in Example 1 xv).

LCMS RT=2.26min ES+ve 528 (MH)⁺

35 Example 33

4-[(1*R*)-1-Hydroxy-2-({2-[4-(2-{[3-(isopropylsulfonyl)benzyl]oxy}ethoxy)phenyl]ethyl}amino)ethyl]-2-(hydroxymethyl)phenol acetate

- 5 i) (5*R*)-5-(2,2-Dimethyl-4*H*-1,3-benzodioxin-6-yl)-3-{2-[4-(2-{[3-(isopropylsulfonyl)benzyl]oxy}ethoxy)phenyl]ethyl}-1,3-oxazolidin-2-one
Prepared using methods similar to those described in Example 24 iii).
LCMS RT=3.43min

- 10 ii) (1*R*)-1-(2,2-Dimethyl-4*H*-1,3-benzodioxin-6-yl)-2-({2-[4-(2-{[3-(isopropylsulfonyl)benzyl]oxy}ethoxy)phenyl]ethyl}amino)ethanol
Prepared using methods similar to those described in Example 32 v).
LCMS RT=2.63min

- 15 iii) 4-[(1*R*)-1-Hydroxy-2-({2-[4-(2-{[3-(isopropylsulfonyl)benzyl]oxy}ethoxy)phenyl]ethyl}amino)ethyl]-2-(hydroxymethyl)phenol acetate
Prepared using methods similar to those described in Example 1 xv).
LCMS RT=2.33min ES+ve 545 (MH)⁺

20

Example 34

2-(Hydroxymethyl)-4-[(1*R*)-1-hydroxy-2-({2-[4-(4-phenylbutoxy)phenyl]ethyl}amino)ethyl]phenol acetate

- 25 i) 1-(2-Bromoethyl)-4-(4-phenylbutoxy)benzene
A solution of 2-[4-(4-phenylbutoxy)phenyl]ethanol (120mg) and carbon tetrabromide (250mg) in DCM (7ml) under nitrogen was treated with triphenylphosphine (175mg), the mixture was stirred at 20° for 18h and the mixture was then applied to an SPE cartridge (5g). Elution with DCM gave an oil which was further purified by flash chromatography on
30 silica gel. Elution with Et₂O-petroleum ether (1:20) gave the *title compound* (1.917g).
LCMS RT = 4.06min.

ii) (5*R*)-5-(2,2-Dimethyl-4*H*-1,3-benzodioxin-6-yl)-3-{2-[4-(4-phenylbutoxy)phenyl]ethyl}-1,3-oxazolidin-2-one

- 35 A solution of (5*R*)-5-(2,2-dimethyl-4*H*-1,3-benzodioxin-6-yl)-1,3-oxazolidin-2-one (82mg) in DMF under nitrogen was treated with sodium hydride (60% dispersion in mineral oil,

16mg) and the mixture stirred at 20°C for 10min. A solution of 1-(2-bromoethyl)-4-(4-phenylbutoxy)benzene (110mg) in DMF (1ml) was added and the mixture was stirred at 20°C for 2h. Phosphate buffer solution (pH 6.5, 10ml) and water (20ml) were added and the mixture was extracted with EtOAc. The combined extracts were washed with water and dried (Na₂SO₄). Solvent evaporation *in vacuo* gave a residue which was partially purified by SPE (5g). Elution with DCM then EtOAc-cyclohexane (1:1) gave material which was further purified by flash chromatography on silica gel. Elution with EtOAc-petroleum ether (3:2) gave the *title compound* (75g).

LCMS RT = 3.92min.

10

iii) (1*R*)-1-(2,2-Dimethyl-4H-1,3-benzodioxin-6-yl)-2-({2-[4-(4-phenylbutoxy)phenyl]ethyl}amino)ethanol

Prepared using methods similar to those described in Example 1xiv.

LCMS RT = 2.99min.

15

iv) 2-(Hydroxymethyl)-4-[(1*R*)-1-hydroxy-2-({2-[4-(4-phenylbutoxy)phenyl]ethyl}amino)ethyl]phenol acetate

Prepared using methods similar to those described in Example 1xv.

LCMS RT = 2.84 min. ES+ve 436 (MH)⁺.

20

Example 35

4-[(1*R*)-1-Hydroxy-2-[(2-{4-[4-(3-hydroxyphenyl)butoxy]phenyl}ethyl)amino]ethyl]-2-(hydroxymethyl)phenol acetate

25 i) 3-(4-Hydroxybut-1-ynyl)phenyl acetate

A solution of 3-iodophenyl acetate (5.6g) (*J. Org. Chem.* 1983, 48, 1542-4) in acetonitrile (100mL) was treated with (Ph₃P)₂PdCl₂ (673mg) and CuI (368mg) and stirred at room temperature. 3-Butyn-1-ol (1.78g) was added and the reaction mixture stirred for a further 20 h and concentrated *in vacuo*. The residue was purified by chromatography (SPE, gradient from cyclohexane to DCM) to give the *title compound*. LCMS RT= 2.54 min

30

ii) 3-(4-Hydroxybutyl)phenyl acetate

A solution of 3-(4-hydroxybut-1-ynyl)phenyl acetate (4.47g) was hydrogenated over 5% Pd on carbon in ethyl acetate (100mL) and ethanol (100mL) over 20 h. The reaction mixture was filtered through celite under nitrogen, and the filtrate was concentrated *in*

35

vacuo. The residue was purified by chromatography (SPE, gradient from cyclohexane to EtOAc) to give *the title compound*.

LCMS RT= 2.64 min

5 iii) 3-(4-Bromobutyl)phenyl acetate

A solution of 3-(4-hydroxybutyl)phenyl acetate (416mg) in DCM (10mL) was treated with carbon tetrabromide (1.16g) and triphenylphosphine (791mg) and stirred at room temperature for 15 min prior to concentration *in vacuo*. The residue was purified by chromatography (SPE, DCM-petrol 1:1) to give *the title compound*.

10 LCMS RT= 3.58 min

iv) 3-[4-(4-{2-[(5*R*)-5-(2,2-Dimethyl-4*H*-1,3-benzodioxin-6-yl)-2-oxo-1,3-oxazolidin-3-yl]ethyl}phenoxy)butyl]phenyl acetate

A solution of (5*R*)-5-(2,2-dimethyl-4*H*-1,3-benzodioxin-6-yl)-3-[2-(4-hydroxyphenyl)ethyl]-1,3-oxazolidin-2-one (Example 28 v) (37mg) in dry DMF (0.4mL) was treated with caesium carbonate (65 mg) and 3-(4-bromobutyl)phenyl acetate (0.2mmol) as a solution in DMF (0.5mL). Further DMF was added (1mL) and the reaction mixture stirred at 50°C for 24 h. The reaction mixture was cooled to room temperature and concentrated *in vacuo* in a genevac. The residue was suspended in chloroform and filtered to remove inorganic salts. The filtrate was added to the top of a pre-conditioned NH₂ propyl cartridge (1g). The cartridge was washed with chloroform and methanol and *the title compound* eluted with 2M NH₃-MeOH.

LCMS RT= 3.86 min

25 v) 4-[(1*R*)-1-Hydroxy-2-[(2-{4-[4-(3-hydroxyphenyl)butoxy]phenyl}ethyl)amino]ethyl]-2-(hydroxymethyl)phenol acetate

Prepared using methods similar to those described in Example 3 ii).

LCMS RT= 3.81 min; ES+ve *m/z* 451 (MH)⁺

30 Example 36

4-[(1*R*)-2-[(2-(4-[4-[3-(Cyclopentylsulfinyl)phenyl]butoxy]phenyl)ethyl)amino]-1-hydroxyethyl]-2-(hydroxymethyl)phenol acetate

i) 4-(3-Bromophenyl)butoxy[(*tert*-butyl)diphenylsilane

35 A solution of 4-(3-bromophenyl)butan-1-ol (5g) (WO 0266422 A1) in dry DMF was treated with imidazole (1.8g) and *tert*-butyldiphenylsilyl chloride (7.2g) and stirred at room

temperature for 16 h. The reaction mixture was partitioned between water and EtOAc. The organic phase was washed with 2M HCl, water, sat. $\text{NH}_4\text{Cl}_{(\text{aq})}$, water, dried (MgSO_4) and concentrated *in vacuo*. The residue was purified by chromatography (SPE, Gradient between cyclohexane and cyclohexane-EtOAc (5:1) to give *the title compound*. LCMS

5 RT= 4.82 min

ii) *tert*-Butyl{4-[3-(cyclopentylthio)phenyl]butoxy}diphenylsilane

Prepared using methods similar to those described for Example 24 i).

LCMS RT= 4.94 min.

10

iii) *tert*-Butyl{4-[3-(cyclopentylsulfinyl)phenyl]butoxy}diphenylsilane

Prepared by methods similar to those described for Example 24 ii.

LCMS RT= 4.45 min.

15 iv) 4-[3-(Cyclopentylsulfinyl)phenyl]butan-1-ol

A solution of *tert*-butyl{4-[3-(cyclopentylsulfinyl)phenyl]butoxy}diphenylsilane (690mg) in dry THF (10ml) was treated with a solution of tetra-*n*-butylammonium fluoride in THF (1M; 3ml) and the resultant reaction mixture stirred at room temperature for 5 h prior to concentration *in vacuo*. The residue was purified by chromatography (SPE, Gradient between cyclohexane and EtOAc) to give *the title compound*.

20

LCMS RT= 2.64 min.

v) 1-(4-Bromobutyl)-3-(cyclopentylsulfinyl)benzene

Prepared by methods similar to those described for Example 35 iii).

25 LCMS RT= 3.48 min.

vi) (5*R*)-3-[2-(4-{4-[3-(Cyclopentylsulfinyl)phenyl]butoxy}phenyl)ethyl]-5-(2,2-dimethyl-4*H*-1,3-benzodioxin-6-yl)-1,3-oxazolidin-2-one

Prepared by methods similar to those described for Example 35 iv).

30 LCMS RT= 3.81 min.

vii) 4-((1*R*)-2-[2-(4-{4-[3-(Cyclopentylsulfinyl)phenyl]butoxy}phenyl)ethyl]amino)-1-hydroxyethyl)-2-(hydroxymethyl)phenol acetate

Prepared by methods similar to those described for Example 3 ii).

35 LCMS RT= 2.74 min. ES+ve m/z 552 (MH)⁺

Example 37

4-{(1*R*)-2-[(2-{4-[4-(2,6-Dichlorophenyl)butoxy]phenyl}ethyl)amino]-1-hydroxyethyl}-2-(hydroxymethyl)phenol acetate

5 i) 4-(2,6-Dichlorophenyl)but-3-yn-1-ol

Prepared by methods similar to those described for Example 35 i).

LCMS RT= 3.06 min.

ii) 4-(2,6-Dichlorophenyl)butan-1-ol

10 Prepared by methods similar to those described for Example 35 ii)

LCMS RT= 3.22 min.

iii) 2-(4-Bromobutyl)-1,3-dichlorobenzene

Prepared by methods similar to those described for Example 35 iii)

15 LCMS RT= 4.17 min.

iv) (5*R*)-3-(2-{4-[4-(2,6-Dichlorophenyl)butoxy]phenyl}ethyl)-5-(2,2-dimethyl-4*H*-1,3-benzodioxin-6-yl)-1,3-oxazolidin-2-one

Prepared by methods similar to those described for Example 35 iv) LCMS RT= 4.26 min.

20

v) 4-{(1*R*)-2-[(2-{4-[4-(2,6-Dichlorophenyl)butoxy]phenyl}ethyl)amino]-1-hydroxyethyl}-2-(hydroxymethyl)phenol acetate

Prepared by methods similar to those described for Example 3 ii).

LCMS RT= 3.00 min. ES+ve *m/z* 504 (MH)⁺

25

Example 38

3-(4-{4-[2-[(2*R*)-2-Hydroxy-2-[4-hydroxy-3-(hydroxymethyl)phenyl]ethyl]amino)ethyl]phenoxy}butyl)benzenesulfonamide acetate

30 i) 3-(4-Hydroxybut-1-ynyl)benzenesulfonamide

Prepared by methods similar to those described for Example 35 i) LCMS RT= 2.17 min.

ii) 3-(4-Hydroxybutyl)benzenesulfonamide

Prepared by methods similar to those described for Example 35 ii) LCMS RT= 2.14 min.

35

iii) 4-[3-(Aminosulfonyl)phenyl]butyl methanesulfonate

A solution of 3-(4-hydroxybutyl)benzenesulfonamide (458mg) in dry THF (10ml) was treated with triethylamine (0.307ml) and the resultant solution cooled to 0°C. Methanesulfonyl chloride (0.17ml) was added dropwise. The mixture was allowed to warm to room temperature and stirred for a further 15 minutes. The reaction mixture was partitioned between 1M HCl_{aq} and EtOAc. The aqueous phase was washed with EtOAc. The combined organic phase was dried (MgSO₄) and concentrated *in vacuo* to give the title compound LCMS RT= 2.67 min..

iv) 3-[4-(4-{2-[(5*R*)-5-(2,2-Dimethyl-4*H*-1,3-benzodioxin-6-yl)-2-oxo-1,3-oxazolidin-3-yl]ethyl}phenoxy)butyl]benzenesulfonamide

Prepared by methods similar to those described for Example 35 iv)

LCMS RT= 3.56 min.

v) 3-(4-{4-[2-[(2*R*)-2-Hydroxy-2-[4-hydroxy-3-

(hydroxymethyl)phenyl]ethyl}amino)ethyl]phenoxy}butyl]benzenesulfonamide acetate

Prepared by methods similar to those described for Example 1 xv)

LCMS RT= 2.21 min. ES+ve m/z 515 (MH)⁺

Example 39

N-[3-(4-{4-[2-[(2*R*)-2-Hydroxy-2-[4-hydroxy-3-

(hydroxymethyl)phenyl]ethyl}amino)ethyl]phenoxy}butyl]phenyl]urea acetate

i) 3-(4-{[*tert*-Butyl(dimethyl)silyl]oxy}butyl)aniline

A solution of the 4-(3-aminophenyl)butan-1-ol [Hua Hsueh Hsueh Pao 1964, 30, 166-75.

CAN 61:47615] (3.66g) in dry DMF (30ml) was treated with imidazole (1.66g) and *tert*-butyldimethylsilyl chloride (3.5g). The reaction mixture was stirred at room temperature for 18 h. The reaction mixture was concentrated *in vacuo* and the residue partitioned between sat. NH₄Cl_(aq) and ethyl acetate. The aqueous phase was extracted with EtOAc and the combined organic phase washed with water, dried (Na₂SO₄) and concentrated *in vacuo*. The residue was purified by chromatography (Biotage, Petroleum ether-EtOAc 9:1) to give the title compound.

LCMS RT= 3.89 min.

ii) N-[3-(4-{[*tert*-Butyl(dimethyl)silyl]oxy}butyl)phenyl]urea

A solution of 3-(4-{[*tert*-butyl(dimethyl)silyl]oxy}butyl)aniline (5.16g) in dry DCM (50ml) was treated dropwise with a solution of trichloroacetyl isocyanate (2.36ml) in dry DCM (6ml)

over 10 min. The reaction mixture was stirred at room temperature for 10 min prior to addition of 2M NaOH (50ml). The reaction mixture was stirred at 70°C for 5 h and room temperature for 16 h. The aqueous phase was extracted with DCM and the combined organic layers washed with water and concentrated *in vacuo*. The residue was purified by chromatography (biotage, EtOAc-Petrol 2:1) to give *the title compound*. LCMS RT= 3.78 min.

iii) N-[3-(4-hydroxybutyl)phenyl]urea

A solution of N-[3-(4-[(*tert*-butyl(dimethyl)silyl]oxy)butyl)phenyl]urea (5.67g) in THF (50ml) was treated with TFA (13.56ml) and stirred at room temperature for 1h. Further TFA (5ml) was added and the reaction mixture stirred for a further 16 hours. The reaction mixture was concentrated *in vacuo*. The residue was co-evaporated with methanol and then suspended in methanol and heated at reflux for 20 h prior to concentration *in vacuo*. The residue was purified by chromatography (SPE, DCM-MeOH 9:1) to give *the title compound*. LCMS RT= 2.14 min.

iv) 4-{3-[(Aminocarbonyl)amino]phenyl}butyl methanesulfonate

Prepared by methods similar to those described for Example 38 iii). LCMS RT= 2.65 min.

v) N-[3-[4-(4-{2-[(5*R*)-5-(2,2-Dimethyl-4*H*-1,3-benzodioxin-6-yl)-2-oxo-1,3-oxazolidin-3-yl]ethyl}phenoxy)butyl]phenyl]urea

Prepared by methods similar to those described for Example 35 iv). LCMS RT= 3.56 min.

vi) N-[3-(4-[4-[2-[(2*R*)-2-Hydroxy-2-[4-hydroxy-3-(hydroxymethyl)phenyl]ethyl]amino)ethyl]phenoxy]butyl)phenyl]urea acetate

Prepared by methods similar to those described for Example 3 ii) LCMS RT= 2.23 min. ES+ve *m/z* 494 (MH)⁺

Example 40

3-(4-[4-[2-[(2*R*)-2-Hydroxy-2-[4-hydroxy-3-(hydroxymethyl)phenyl]ethyl]amino)ethyl]phenoxy]butyl)benzoic acid acetate

i) 3-(4-Hydroxybut-1-ynyl)benzoic acid

Prepared by methods similar to those described for Example 35 i)

LCMS RT= 2.48 min.

ii) 3-(4-Hydroxybutyl)benzoic acid

5 Prepared by methods similar to those described for Example 35 ii).

LCMS RT= 2.48 min.

iii) Benzyl 3-(4-hydroxybutyl)benzoate

10 A solution of 3-(4-hydroxybutyl)benzoic acid (100mg) in dry DMF (10ml) was treated with diisopropylethylamine (0.134ml) and benzyl bromide (106mg) and the reaction mixture was stirred for 65 h. The reaction mixture was partitioned between EtOAc and water. The organic phase was washed with sat. $\text{NH}_4\text{Cl}_{(\text{aq})}$, dried (MgSO_4) and concentrated *in vacuo*. The residue was purified by chromatography (SPE, gradient Cyclohexane to cyclohexane-EtOAc 1:1) to give *the title compound*.

15 LCMS RT= 3.38 min.

iv) Benzyl 3-(4-bromobutyl)benzoate

Prepared by methods similar to those described for Example 35 iii)

LCMS RT= 4.01 min.

20

v) Benzyl 3-[4-(4-{2-[(5*R*)-5-(2,2-dimethyl-4*H*-1,3-benzodioxin-6-yl)-2-oxo-1,3-oxazolidin-3-yl]ethyl}phenoxy)butyl]benzoate

Prepared by methods similar to those described for Example 35 iv)

LCMS RT= 4.10 min.

25

vi) 3-{4-[4-(2-[(2*R*)-2-(2,2-Dimethyl-4*H*-1,3-benzodioxin-6-yl)-2-hydroxyethyl]amino}ethyl]phenoxy}butyl}benzoic acid

Prepared by methods similar to those described for Example 1 iv).

LCMS RT= 2.89 min.

30

vii) 3-(4-{4-[2-[(2*R*)-2-Hydroxy-2-[4-hydroxy-3-(hydroxymethyl)phenyl]ethyl]amino}ethyl]phenoxy}butyl)benzoic acid acetate

Prepared by methods similar to those described for Example 1 xv).

LCMS RT= 2.58 min; ES+ve m/z 479 (MH)⁺

35

Example 41

3-(4-{4-[2-((2*R*)-2-Hydroxy-2-[4-hydroxy-3-(hydroxymethyl)phenyl]ethyl)amino)ethyl]phenoxy}butyl)benzonitrile acetate

i) 3-(4-Bromobutyl)benzonitrile

- 5 Prepared by methods similar to those described for Example 35iii) from 3-(4-hydroxybutyl)benzonitrile [*Hua Hsueh Hsueh Pao* 1964, 30, 166-75. CAN 61:47615] LCMS RT= 3.50 min.

ii) 3-[4-(4-[2-((5*R*)-5-(2,2-Dimethyl-4*H*-1,3-benzodioxin-6-yl)-2-oxo-1,3-oxazolidin-3-yl]ethyl]phenoxy)butyl]benzonitrile

- 10 Prepared by methods similar to those described for Example 35 iv) LCMS RT= 3.74 min.

iii) 3-{4-[4-(2-((2*R*)-2-(2,2-Dimethyl-4*H*-1,3-benzodioxin-6-yl)-2-hydroxyethyl)amino)ethyl]phenoxy}butyl}benzonitrile

- 15 Prepared by methods similar to those described for Example 1 xiv). LCMS RT= 2.86 min.

iv) 3-(4-{4-[2-((2*R*)-2-Hydroxy-2-[4-hydroxy-3-

- 20 (hydroxymethyl)phenyl]ethyl)amino)ethyl]phenoxy}butyl)benzonitrile acetate
Prepared by methods similar to those described for Example 1 xv).
LCMS RT= 2.64 min; ES+ve *m/z* 461 (MH)⁺

Example 42

- 25 3-(4-{4-[2-((2*R*)-2-Hydroxy-2-[4-hydroxy-3-(hydroxymethyl)phenyl]ethyl)amino)ethyl]phenoxy}butyl)benzamide acetate

i) 3-[4-[4-(2-((2*R*)-2-(2,2-Dimethyl-4*H*-1,3-benzodioxin-6-yl)-2-hydroxyethyl)amino)ethyl]phenoxy]butyl}benzamide

- 30 Prepared by methods similar to those described for Example 10 ii).
LCMS RT= 2.63 min.

ii) 3-(4-{4-[2-((2*R*)-2-Hydroxy-2-[4-hydroxy-3-(hydroxymethyl)phenyl]ethyl)amino)ethyl]phenoxy}butyl)benzamide acetate

- 35 Prepared by methods similar to those described for Example 1 xv)
LCMS RT= 2.34 min; ES+ve *m/z* 479 (MH)⁺

Example 43

3'-[(2-{4-[2-((2*R*)-2-Hydroxy-2-[4-hydroxy-3-(hydroxymethyl)phenyl]ethyl)amino)ethyl]phenoxy}ethoxy)methyl]-1,1'-biphenyl-3-
 5 carboxylic acid acetate

i) Methyl 3'-[(2-{4-[2-((5*R*)-5-(2,2-dimethyl-4*H*-1,3-benzodioxin-6-yl)-2-oxo-1,3-oxazolidin-3-yl]ethyl}phenoxy)ethoxy)methyl]-1,1'-biphenyl-3-carboxylate

A mixture of (5*R*)-5-(2,2-dimethyl-4*H*-1,3-benzodioxin-6-yl)-3-[2-(4-{2-[(3-iodobenzyl)oxy]ethoxy}phenyl)ethyl]-1,3-oxazolidin-2-one {Example 6 i)} (150mg), 3-(methoxycarbonyl)phenylboronic acid (47mg), tetrakis(triphenylphosphine)palladium (0) (6mg) and 2*N* sodium carbonate (7mL) in dimethoxyethane (10mL) was heated at 85°C for 1 h. The solution was then diluted in EtOAc, washed with water, dried (MgSO₄) and concentrated in vacuo. The residue was purified by chromatography (Biotage, 40g) eluting with CH₂Cl₂-MeOH (200:1) to give the *title compound* (128mg). LCMS RT=3.99 min.

ii) 3'-[(2-{4-[2-((2*R*)-2-(2,2-Dimethyl-4*H*-1,3-benzodioxin-6-yl)-2-hydroxyethyl]amino)ethyl]phenoxy}ethoxy)methyl]-1,1'-biphenyl-3-carboxylic acid

20 Prepared using methods similar to those described in Example 1 xiv)
 LCMS RT=2.92min.

iii) 3'-[(2-{4-[2-((2*R*)-2-Hydroxy-2-[4-hydroxy-3-(hydroxymethyl)phenyl]ethyl)amino)ethyl]phenoxy}ethoxy)methyl]-1,1'-biphenyl-3-
 25 carboxylic acid acetate

Prepared using methods similar to those described in Example 1 xv)
 LCMS RT=2.78min, ES+ve 558 (MH)⁺

Example 44

30 *N*-Butyl-3'-[(2-{4-[2-((2*R*)-2-hydroxy-2-[4-hydroxy-3-(hydroxymethyl)phenyl]ethyl)amino)ethyl]phenoxy}ethoxy)methyl]benzamide acetate

i) *N*-Butyl-3'-[(2-{4-[2-((5*R*)-5-(2,2-dimethyl-4*H*-1,3-benzodioxin-6-yl)-2-oxo-1,3-oxazolidin-3-yl]ethyl}phenoxy)ethoxy)methyl]benzamide

35 Prepared using methods similar to those described in Example 28 x).
 LCMS RT=3.42min

ii) *N*-Butyl-3-({2-[4-(2-({(2*R*)-2-(2,2-dimethyl-4*H*-1,3-benzodioxin-6-yl)-2-hydroxyethyl}amino)ethyl)phenoxy]ethoxy)methyl}benzamide

Prepared using methods similar to those described in Example 1xiv).

5 LCMS RT=2.65min

iii) *N*-Butyl-3-[(2-{4-[2-({(2*R*)-2-hydroxy-2-[4-hydroxy-3-(hydroxymethyl)phenyl]ethyl}amino)ethyl]phenoxy}ethoxy)methyl]benzamide acetate

Prepared using methods similar to those described in Example 1 xv).

10 LCMS RT=2.41min ES+ve 537 (MH)⁺

Example 45

3-[(2-{4-[2-({(2*R*)-2-Hydroxy-2-[4-hydroxy-3-(hydroxymethyl)phenyl]ethyl}amino)ethyl]phenoxy}ethoxy)methyl]-*N*-pentylbenzamide

15 acetate

i) 3-[(2-{4-[2-({(5*R*)-5-(2,2-Dimethyl-4*H*-1,3-benzodioxin-6-yl)-2-oxo-1,3-oxazolidin-3-yl]ethyl}phenoxy)ethoxy]methyl]-*N*-pentylbenzamide

Prepared using methods similar to those described in Example 28 x).

20 LCMS RT=3.55min

ii) 3-({2-[4-(2-({(2*R*)-2-(2,2-Dimethyl-4*H*-1,3-benzodioxin-6-yl)-2-hydroxyethyl}amino)ethyl)phenoxy]ethoxy)methyl}-*N*-pentylbenzamide

Prepared using methods similar to those described in Example 1xiv)

25 LCMS RT=2.76min

iii) 3-[(2-{4-[2-({(2*R*)-2-Hydroxy-2-[4-hydroxy-3-(hydroxymethyl)phenyl]ethyl}amino)ethyl]phenoxy}ethoxy)methyl]-*N*-pentylbenzamide acetate

30 Prepared using methods similar to those described in Example 1 xv).

LCMS RT=2.51 min ES+ve 551 (MH)⁺

Example 46

3-[(2-{4-[2-({(2*R*)-2-Hydroxy-2-[4-hydroxy-3-(hydroxymethyl)phenyl]ethyl}amino)ethyl]phenoxy}ethoxy)methyl]-*N*-isobutylbenzamide acetate

35

i) 3-([2-(4-{2-[(5*R*)-5-(2,2-Dimethyl-4*H*-1,3-benzodioxin-6-yl)-2-oxo-1,3-oxazolidin-3-yl]ethyl}phenoxy)ethoxy)methyl]-*N*-isobutylbenzamide

Prepared using methods similar to those described in Example 28 x).

5 LCMS RT=3.42min

ii) 3-([2-[4-(2-[(2*R*)-2-(2,2-Dimethyl-4*H*-1,3-benzodioxin-6-yl)-2-hydroxyethyl]amino)ethyl]phenoxy]ethoxy)methyl]-*N*-isobutylbenzamide

Prepared using methods similar to those described in Example 1xiv)

10 LCMS RT=2.72min

iii) 3-([2-[4-[2-[(2*R*)-2-Hydroxy-2-[4-hydroxy-3-(hydroxymethyl)phenyl]ethyl]amino)ethyl]phenoxy]ethoxy)methyl]-*N*-isobutylbenzamide acetate

15 Prepared using methods similar to those described in Example 1 xv).

LCMS RT=2.38min ES+ve 537 (MH)⁺

Example 47

3-([2-[4-[2-[(2*R*)-2-Hydroxy-2-[4-hydroxy-3-

20 (hydroxymethyl)phenyl]ethyl]amino)ethyl]phenoxy]ethoxy)methyl]-*N*-isopentylbenzamide acetate

i) 3-([2-(4-{2-[(5*R*)-5-(2,2-Dimethyl-4*H*-1,3-benzodioxin-6-yl)-2-oxo-1,3-oxazolidin-3-yl]ethyl}phenoxy)ethoxy)methyl]-*N*-isopentylbenzamide

25 Prepared using methods similar to those described in Example 28 x).

LCMS RT=3.52 min

ii) 3-([2-[4-(2-[(2*R*)-2-(2,2-Dimethyl-4*H*-1,3-benzodioxin-6-yl)-2-hydroxyethyl]amino)ethyl]phenoxy]ethoxy)methyl]-*N*-isopentylbenzamide

30 Prepared using methods similar to those described in Example 1xiv).

LCMS RT=2.78min

iii) 3-([2-[4-[2-[(2*R*)-2-Hydroxy-2-[4-hydroxy-3-(hydroxymethyl)phenyl]ethyl]amino)ethyl]phenoxy]ethoxy)methyl]-*N*-isopentylbenzamide acetate

35

Prepared using methods similar to those described in Example 1 xv).

LCMS RT=2.52 min ES+ve 551 (MH)⁺

Example 48

3-[(2-{4-[2-((2*R*)-2-Hydroxy-2-[4-hydroxy-3-

5 (hydroxymethyl)phenyl]ethyl]amino)ethyl]phenoxy}ethoxy)methyl]benzamide

i) 2-[(3-Cyanobenzyl)oxy]ethyl methanesulfonate

To a solution of 3-[(2-hydroxyethoxy)methyl]benzonitrile (example 28vi) (6.00g) and diisopropylethylamine (11.8ml) in dichloromethane (100ml) at 0°C was added methanesulphonyl chloride (3.14ml) dropwise and the mixture allowed to stir for 2 h. The resultant mixture was partitioned between dichloromethane and saturated sodium hydrogen carbonate. The organic phase was dried (MgSO₄) and concentrated *in vacuo* to give *the title compound* (8.5g). LCMS RT= 2.58 min.

ii) 3-[(2-Bromoethoxy)methyl]benzonitrile

15 A mixture of 2-[(3-cyanobenzyl)oxy]ethyl methanesulfonate (6.83g) and tetrabutylammonium bromide (17.2g) in acetonitrile (250ml) was heated at 50°C for 18 h. Further tetrabutylammonium bromide (5.00g) was added and the mixture heated at 50°C for 7 h. The solvent was removed *in vacuo* and the residue partitioned between ethyl acetate and water. The organic phase was washed with brine, dried (MgSO₄), and concentrated *in vacuo* to give the *title compound* (5.51g). LCMS RT= 3.05 min.

iii) 3-[(2-{4-(2-Hydroxyethyl)phenoxy}ethoxy)methyl]benzonitrile

A mixture of 3-[(2-bromoethoxy)methyl]benzonitrile (5.00g), 2-(4-hydroxyphenyl)ethanol (3.45g), and potassium carbonate (5.76g) in N,N-dimethylformamide (30ml) was heated at 25 60°C for 66 h. The mixture was allowed to cool and partitioned between ethyl acetate and 2N HCl. The aqueous phase was extracted with ethyl acetate and the combined organic phase washed with 2N NaOH, brine, dried (MgSO₄) and concentrated *in vacuo*. The residue was purified by chromatography (SPE, eluted with gradient between cyclohexane and 80% EtOAc in cyclohexane) to give *the title compound* (5.05g). LCMS RT= 2.96 min.

iv) 2-(4-{2-[(3-Cyanobenzyl)oxy]ethoxy}phenyl)ethyl methanesulfonate

To a solution of 3-[(2-{4-(2-hydroxyethyl)phenoxy}ethoxy)methyl]benzonitrile (5.04g) and diisopropylethylamine (5.94ml) in dichloromethane (50ml) at 0°C was added methanesulphonyl chloride (1.58ml) dropwise and the mixture allowed to stir for 2 h. The resultant mixture was partitioned between dichloromethane and saturated sodium

hydrogen carbonate. The organic phase was dried (MgSO₄) and concentrated *in vacuo* to give *the title compound* (6.02g). LCMS RT= 3.22 min.

v) 3-({2-[4-(2-Bromoethyl)phenoxy]ethoxy)methyl}benzonitrile

5 A mixture of 2-(4-{2-[(3-cyanobenzyl)oxy]ethoxy}phenyl)ethyl methanesulfonate (6.02g) and tetrabutylammonium bromide (15.5g) in acetonitrile (150ml) was heated at 50°C for 18 h. The solvent was removed *in vacuo* and the residue partitioned between ethyl acetate and water. The organic phase was washed with brine, dried (MgSO₄), and concentrated *in vacuo* to give *the title compound* (5.48g). LCMS RT= 3.60 min.

10 vi) 3-({2-[4-(2-[(2*R*)-2-(2,2-Dimethyl-4*H*-1,3-benzodioxin-6-yl)-2-hydroxyethyl]amino}ethyl)phenoxy]ethoxy)methyl}benzonitrile

A solution of (1*R*)-2-amino-1-(2,2-dimethyl-4*H*-1,3-benzodioxin-6-yl)ethanol (4.42g) in N,N-dimethylformamide (150mL) was treated with diisopropylethylamine (6.89ml) and 3-({2-[4-(2-bromoethyl)phenoxy]ethoxy)methyl} (5.48g). The reaction mixture was heated at 15 50°C for 17 h. The reaction mixture was concentrated *in vacuo* and partitioned between ethyl acetate and water. The aqueous phase was extracted with ethyl acetate and the combined organic phase washed with brine, dried (MgSO₄) and concentrated *in vacuo*. The residue was purified by chromatography (SPE, eluted with gradient between dichloromethane and 6% methanol in dichloromethane) to give *the title compound* (4.6g). 20 LCMS RT= 2.67 min.

vii) 3-({2-[4-(2-[(2*R*)-2-(2,2-Dimethyl-4*H*-1,3-benzodioxin-6-yl)-2-hydroxyethyl]amino}ethyl)phenoxy]ethoxy)methyl}benzamide

A solution of 3-({2-[4-(2-[(2*R*)-2-(2,2-dimethyl-4*H*-1,3-benzodioxin-6-yl)-2-hydroxyethyl]amino}ethyl)phenoxy]ethoxy)methyl}benzonitrile (4.6g) in tetrahydrofuran 25 (70ml) was treated with potassium trimethylsilanoate (9.32g) and heated at 70°C for 71 h. The reaction mixture was concentrated *in vacuo* and partitioned between ethyl acetate and water. The aqueous phase was extracted with ethyl acetate and the combined organic phase washed with brine, dried (MgSO₄) and concentrated *in vacuo*. The residue 30 was purified by chromatography (SPE, eluted with a gradient between dichloromethane and 10% methanol in dichloromethane) to give *the title compound* (1.01g). LCMS RT= 2.42 min.

viii) 3-[(2-{4-[2-[(2*R*)-2-Hydroxy-2-[4-hydroxy-3-(hydroxymethyl)phenyl]ethyl]amino}ethyl)phenoxy]ethoxy)methyl]benzamide

35

3-({2-[4-(2-((2*R*)-2-(2,2-Dimethyl-4*H*-1,3-benzodioxin-6-yl)-2-hydroxyethyl)amino)ethyl]phenoxy}ethoxy)methyl]benzamide was dissolved in methanol and applied to a SCX-2 cartridge. Elution using 1% ammonia in methanol, removal of the solvent *in vacuo*, and purification by chromatography (SPE, eluted with a gradient between 10% methanol in dichloromethane and 16% methanol in dichloromethane) gave *the title compound* (0.57g). LCMS RT= 2.11min ES+ve m/z 481 (MH)⁺

Example 49

i) 3-[2-[4-[2-((2*R*)-2-Hydroxy-2-[4-hydroxy-3-(hydroxymethyl)phenyl]ethyl)amino)ethyl]phenoxy}ethoxy)methyl]benzamide hydrochloride salt

To a solution of 3-[2-[4-[2-((2*R*)-2-hydroxy-2-[4-hydroxy-3-(hydroxymethyl)phenyl]ethyl)amino)ethyl]phenoxy}ethoxy)methyl]benzamide (25mg) in *iso*-propanol (0.45ml) was added hydrochloric acid (12M, 5.1 μ l). A heat-cool cycle was applied between 0°C and 40°C, and the mixture agitated for 90 h. The precipitate was filtered to give *the title compound* (20mg). Mp 151 - 153°C; ¹H NMR δ (CD₃OD, 400 MHz) 7.88 (1H, br s), 7.78 (1H, br d, J 8 Hz), 7.55 (1H, d, J 8 Hz), 7.43 (1H, t, J 8 Hz), 7.34 (1H, br d, J 2 Hz), 7.22-7.13 (3H, m), 6.92 (2H, br d, J 8 Hz), 6.77 (1H, d, J 8 Hz), 4.65 (4H, d, J 7 Hz), 4.16-4.11 (2H, br t, J 4 Hz), 3.87-3.81 (2H, br t, J 4 Hz), 3.27-3.20 (2H, br t, J 8 Hz), 2.98-2.90 (2H, m).

25

BIOLOGICAL ACTIVITY

The potencies of the aforementioned compounds were determined using frog melanophores transfected with the human beta 2 adrenoreceptor. The cells were incubated with melatonin to induce pigment aggregation. Pigment dispersal was induced by compounds acting on the human beta 2 adrenoreceptor. The beta 2 agonist activity of test compounds was assessed by their ability to induce a change in light transmittance across a melanophore monolayer (a consequence of pigment dispersal). At the human beta 2 adrenoreceptor, compounds of examples 1-47 had IC₅₀ values below 1 μ M.

35

Potency at other beta adrenoreceptor subtypes was determined using chinese hamster ovary cells transfected with either the human beta 1 adrenoreceptor or the human beta 3 adrenoreceptor. Agonist activity was assessed by measuring changes in intracellular cyclic AMP.

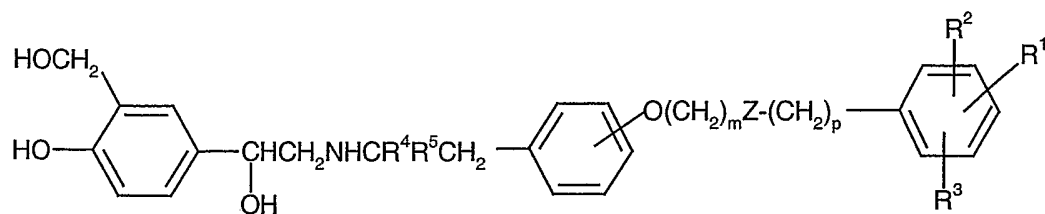
5

The application of which this description and claims forms part may be used as a basis for priority in respect of any subsequent application. The claims of such subsequent application may be directed to any feature or combination of features described herein. They may take the form of product, composition, process, or use claims and may include,

10 by way of example and without limitation, the following claims:

CLAIMS

1. A compound of formula (I):



5

(I)

or a salt, solvate, or physiologically functional derivative thereof, wherein:

m is an integer of from 2 to 4;

10 p is an integer of from 1 to 4, preferably 1;

Z is O or CH₂-

R¹ is selected from hydrogen, C₁₋₆alkyl, C₁₋₆alkoxy, hydroxy, cyano, nitro, halo, C₁₋₆haloalkyl, XCO₂R⁸, -XC(O)NR⁷R⁸, -XNR⁶C(O)R⁷, -XNR⁶C(O)NR⁷R⁸,
 15 -XNR⁶C(O)NC(O)NR⁷R⁸, -XNR⁶SO₂R⁷, -XSO₂NR⁹R¹⁰, -XNR⁶SO₂NR⁹R¹⁰, XSR⁶, XSOR⁶, XSO₂R⁶, -XNR⁷R⁸, -XNR⁶C(O)OR⁷,

or R¹ is selected from -X-aryl, -X-hetaryl, or -X-(aryloxy), each optionally substituted by 1 or 2 groups independently selected from hydroxy, C₁₋₆alkoxy, halo, C₁₋₆alkyl, C₁₋₆haloalkyl, -NR⁶C(O)R⁷, SR⁶, SOR⁶, -SO₂R⁶, -SO₂NR⁹R¹⁰, -CO₂R⁸, -NR⁷R⁸, or hetaryl
 20 optionally substituted by 1 or 2 groups independently selected from hydroxy, C₁₋₆alkoxy, halo, C₁₋₆alkyl, or C₁₋₆haloalkyl;

X is -(CH₂)_q- or C₂₋₆ alkenylene;

25 q is an integer from 0 to 6, preferably 0 to 4;

R⁶ and R⁷ are independently selected from hydrogen, C₁₋₆alkyl, C₃₋₇cycloalkyl, aryl, hetaryl, hetaryl(C₁₋₆alkyl)- and aryl(C₁₋₆alkyl)- and R⁶ and R⁷ are each independently optionally substituted by 1 or 2 groups independently selected from halo, C₁₋₆alkyl,
 30 C₃₋₇ cycloalkyl, C₁₋₆ alkoxy, C₁₋₆haloalkyl, -NHC(O)(C₁₋₆alkyl), -SO₂(C₁₋₆alkyl), -SO₂(aryl), -CO₂H, and -CO₂(C₁₋₄alkyl), -NH₂, -NH(C₁₋₆alkyl), aryl(C₁₋₆alkyl)-, aryl(C₂₋₆alkenyl)-,

aryl(C₂₋₆alkynyl)-, hetaryl(C₁₋₆alkyl)-, -NHSO₂aryl, -NH(hetaryl(C₁₋₆alkyl)), -NHSO₂hetaryl, -NHSO₂(C₁₋₆alkyl), -NHC(O)aryl, or -NHC(O)hetaryl;

or where R¹ is -XNR⁶C(O)OR⁷, R⁶ and R⁷ may, together with the -NC(O)O- portion of the group R¹ to which they are bonded, form a saturated or unsaturated ring, preferably a 5-, 6-, or 7- membered ring, for example an oxazolidine ring, such as oxazolidine-2,4-dione,

or where R¹ is -XNR⁶C(O)NR⁷R⁸, R⁶ and R⁷ may, together with the -NC(O)N- portion of the group R¹ to which they are bonded, form a saturated or unsaturated ring, preferably a 5-, 6-, or 7- membered ring, for example an imidazolidine ring, such as imidazolidine-2,4-dione;

R⁸ is selected from hydrogen, C₁₋₆alkyl and C₃₋₇cycloalkyl;

or R⁷ and R⁸, together with the nitrogen atom to which they are bonded, form a 5-, 6- or 7- membered nitrogen – containing ring;

R⁹ and R¹⁰ are independently selected from hydrogen, C₁₋₆alkyl, C₃₋₇cycloalkyl, CO₂(C₁₋₄alkyl), aryl, hetaryl, hetaryl(C₁₋₆alkyl)- and aryl(C₁₋₆alkyl)-, or R⁹ and R¹⁰, together with the nitrogen to which they are bonded, form a 5-, 6-, or 7- membered nitrogen containing ring;

and R⁹ and R¹⁰ are each optionally substituted by one or two groups independently selected from halo, C₁₋₆alkyl, and C₃₋₇cycloalkyl, C₁₋₆haloalkyl;

R² is selected from hydrogen, hydroxy, C₁₋₆alkyl, C₁₋₆alkoxy, halo, aryl, aryl(C₁₋₆alkyl)-, C₁₋₆haloalkoxy, and C₁₋₆haloalkyl;

R³ is selected from hydrogen, hydroxy, C₁₋₆alkyl, C₁₋₆alkoxy, halo, aryl, aryl(C₁₋₆alkyl)-, C₁₋₆haloalkoxy, and C₁₋₆haloalkyl; and

R⁴ and R⁵ are independently selected from hydrogen and C₁₋₄ alkyl with the proviso that the total number of carbon atoms in R⁴ and R⁵ is not more than 4.

2. A compound of formula (I) wherein R¹ is selected from hydrogen, C₁₋₆alkyl, hydroxy, cyano, nitro, halo, C₁₋₆haloalkyl, XCO₂R⁸, -XC(O)NR⁷R⁸, -XNR⁶C(O)R⁷, -XNR⁶C(O)NR⁷R⁸, -XNR⁶C(O)NC(O)NR⁷R⁸, -XNR⁶SO₂R⁷, -XSO₂NR⁹R¹⁰, -XSR⁶, -XSOR⁶, -XSO₂R⁶, -XNR⁷R⁸, -XNR⁶C(O)OR⁷,

or R¹ is selected from -X-aryl, -X-hetaryl, or -X-(aryloxy), each optionally substituted by 1 or 2 groups independently selected from hydroxy, C₁₋₆alkoxy, halo, C₁₋₆alkyl, C₁₋₆haloalkyl, -NR⁶C(O)R⁷, SR⁶, SOR⁶, -SO₂R⁶, -SO₂NR⁹R¹⁰, -CO₂R⁸, -NR⁷R⁸, or hetaryl optionally substituted by 1 or 2 groups independently selected from hydroxy, C₁₋₆alkoxy,

5 halo, C₁₋₆alkyl, or C₁₋₆haloalkyl;

wherein R⁶, R⁷, R⁸, are as defined in claim 1 and R⁹ and R¹⁰ are independently selected from hydrogen, C₁₋₆alkyl, C₃₋₇cycloalkyl, aryl, hetaryl, hetaryl(C₁₋₆alkyl)- and aryl(C₁₋₆alkyl)-, or R⁹ and R¹⁰, together with the nitrogen to which they are bonded, form a 5-, 6-, or 7-membered nitrogen containing ring;

10 and R⁹ and R¹⁰ are each optionally substituted by one or two groups independently selected from halo, C₁₋₆alkyl, and C₃₋₇cycloalkyl, C₁₋₆haloalkyl.

3. A compound of formula (I) according to claim 1 or claim 2 wherein the group R¹ is selected from hydroxy, -XC(O)NR⁷R⁸, and -XSO₂NR⁹R¹⁰. Most preferably R¹ represents
15 a group -XC(O)NR⁷R⁸.

4. A compound of formula (I) according to any of claims 1 to 3 which compound is selected from:

20 N-{3-[(2-{4-[2-((2*R*)-2-Hydroxy-2-[4-hydroxy-3-(hydroxymethyl)phenyl]ethyl)amino)ethyl]phenoxy}ethoxy)methyl]phenyl}urea;
N-{3-[(2-{4-[2-((2*R*)-2-Hydroxy-2-[4-hydroxy-3-(hydroxymethyl)phenyl]ethyl)amino)ethyl]phenoxy}ethoxy)methyl]phenyl}dicarbonimidic
diamide;
4-((1*R*)-2-[[2-(4-{2-[(3-Fluorobenzyl)oxy]ethoxy}phenyl)ethyl]amino]-1-hydroxyethyl)-2-
25 (hydroxymethyl)phenol;
2-(Hydroxymethyl)-4-((1*R*)-1-hydroxy-2-[[2-(4-{2-[(3-methylbenzyl)oxy]ethoxy}phenyl)ethyl]amino)ethyl)phenol;
4-((1*R*)-2-[[2-(4-{2-[(3-Chlorobenzyl)oxy]ethoxy}phenyl)ethyl]amino]-1-hydroxyethyl)-2-
(hydroxymethyl)phenol;
30 4-((1*R*)-1-Hydroxy-2-[[2-(4-{2-[(3-iodobenzyl)oxy]ethoxy}phenyl)ethyl]amino)ethyl)-2-(hydroxymethyl)phenol;
N-{3-[(2-{4-[2-((2*R*)-2-Hydroxy-2-[4-hydroxy-3-(hydroxymethyl)phenyl]ethyl)amino)ethyl]phenoxy}ethoxy)methyl]phenyl}
acetamide;
35 N-{3-[(2-{4-[2-((2*R*)-2-Hydroxy-2-[4-hydroxy-3-(hydroxymethyl)phenyl]ethyl)amino)ethyl]phenoxy}ethoxy)methyl]phenyl}

nicotinamide;

N-{3-[(2-{4-[2-((2*R*)-2-Hydroxy-2-[4-hydroxy-3-(hydroxymethyl)phenyl]ethyl)amino)ethyl]phenoxy}ethoxy)methyl]phenyl}-2-furamide;

3-[(2-{4-[2-((2*R*)-2-Hydroxy-2-[4-hydroxy-3-

5 (hydroxymethyl)phenyl]ethyl)amino)ethyl]phenoxy}ethoxy)methyl]benzamide;

3-[(2-{4-[2-((2*R*)-2-Hydroxy-2-[4-hydroxy-3-

(hydroxymethyl)phenyl]ethyl)amino)ethyl]phenoxy}ethoxy)methyl]benzonitrile;

N-{3-[(2-{4-[2-((2*R*)-2-Hydroxy-2-[4-hydroxy-3-(hydroxymethyl)phenyl]

ethyl)amino)ethyl]phenoxy}ethoxy)methyl]phenyl}methanesulfonamide;

10 4-((1*R*)-2-[(2-{4-[2-(Benzyloxy)ethoxy]phenyl}ethyl)aminol]-1-hydroxyethyl)-2-

(hydroxymethyl)phenol;

N-{3-[(2-{4-[2-((2*R*)-2-Hydroxy-2-[4-hydroxy-3-

(hydroxymethyl)phenyl]ethyl)amino)ethyl]phenoxy}ethoxy)methyl]phenyl}-*N*-phenylurea;

4-((1*R*)-1-Hydroxy-2-[[2-(4-{2-[(3-hydroxybenzyl)oxy]ethoxy}phenyl)ethyl]amino)ethyl)-2-

15 (hydroxymethyl)phenol;

4-((1*R*)-2-(((1*S*)-2-{4-[2-(Benzyloxy)ethoxy]phenyl}-1-methylethyl)amino)-1-hydroxyethyl)-

2-(hydroxymethyl)phenol;

4-((1*R*)-2-(((1*R*)-2-{4-[2-(Benzyloxy)ethoxy]phenyl}-1-methylethyl)amino)-1-hydroxyethyl)-

2-(hydroxymethyl)phenol;

20 3-[(2-{4-[2-((2*R*)-2-Hydroxy-2-[4-hydroxy-3-

(hydroxymethyl)phenyl]ethyl)amino)ethyl]phenoxy}ethoxy)methyl]benzenesulfonamide;

3-[(2-{4-[2-((2*R*)-2-Hydroxy-2-[4-hydroxy-3-

(hydroxymethyl)phenyl]ethyl)amino)ethyl]phenoxy}ethoxy)methyl]-*N*-

isopropylbenzenesulfonamide;

25 3-[(2-{4-[2-((2*R*)-2-Hydroxy-2-[4-hydroxy-3-

(hydroxymethyl)phenyl]ethyl)amino)ethyl]phenoxy}ethoxy)methyl]benzoic acid;

4-((1*R*)-2-[[2-(4-{2-[(4-Fluorobenzyl)oxy]ethoxy}phenyl)ethyl]amino)-1-hydroxyethyl)-2-

(hydroxymethyl)phenol;

4-((1*R*)-2-[[2-(4-{2-[(2,6-Dichlorobenzyl)oxy]ethoxy}phenyl)ethyl]amino)-1-hydroxyethyl)-2-

30 (hydroxymethyl)phenol;

N-{3-[(2-{4-[2-((2*R*)-2-Hydroxy-2-[4-hydroxy-3-

(hydroxymethyl)phenyl]ethyl)amino)ethyl]phenoxy}ethoxy)methyl]phenyl}

sulfamide,

N-(*tert*-butoxycarbonyl)-*N*-{3-[(2-{4-[2-((2*R*)-2-hydroxy-2-[4-hydroxy-3-

35 (hydroxymethyl)phenyl]ethyl)amino)ethyl]phenoxy}ethoxy)methyl]

phenyl}sulfamide;

- 4-[(1*R*)-2-({2-[4-(2-[[3-(Cyclopentylsulfonyl)benzyl]oxy}ethoxy)phenyl]ethyl}amino)-1-hydroxyethyl]-2-(hydroxymethyl)phenol;
- 4-[(1*R*)-2-({2-[4-(2-[[3-(Cyclopentylsulfinyl)benzyl]oxy}ethoxy)phenyl]ethyl}amino)-1-hydroxyethyl]-2-(hydroxymethyl)phenol;
- 5 4-((1*R*)-1-Hydroxy-2-{{2-(4-{2-[(4-isopropoxybenzyl)oxy]ethoxy}phenyl)ethyl}amino}ethyl)-2-(hydroxymethyl)phenol;
- 4-((1*R*)-1-Hydroxy-2-{{2-(4-{2-[(4-hydroxybenzyl)oxy]ethoxy}phenyl)ethyl}amino}ethyl)-2-(hydroxymethyl)phenol;
- 3-[(2-[4-[2-((2*R*)-2-Hydroxy-2-[4-hydroxy-3-
- 10 (hydroxymethyl)phenyl]ethyl}amino)ethyl]phenoxy}ethoxy)methyl]-*N*-isopropylbenzamide;
- N*-Cyclohexyl-3-[(2-[4-[2-((2*R*)-2-hydroxy-2-[4-hydroxy-3-
- (hydroxymethyl)phenyl]ethyl}amino)ethyl]phenoxy}ethoxy)methyl]benzamide;
- N*-Cyclohexyl-3-[(2-[4-[2-((2*R*)-2-hydroxy-2-[4-hydroxy-3-
- (hydroxymethyl)phenyl]ethyl}amino)ethyl]phenoxy}ethoxy)methyl]benzenesulfonamide;
- 15 3-[(2-[4-[2-((2*R*)-2-Hydroxy-2-[4-hydroxy-3-(hydroxymethyl)phenyl]ethyl}amino)ethyl]phenoxy}ethoxy)methyl]-*N*-methylbenzenesulfonamide;
- 4-[(1*R*)-1-Hydroxy-2-({2-[4-(2-[[3-
- (isopropylsulfinyl)benzyl]oxy}ethoxy)phenyl]ethyl}amino)ethyl]-2-(hydroxymethyl)phenol;
- 4-[(1*R*)-1-Hydroxy-2-({2-[4-(2-[[3-
- 20 (isopropylsulfonyl)benzyl]oxy}ethoxy)phenyl]ethyl}amino)ethyl]-2-(hydroxymethyl)phenol;
- 2-(Hydroxymethyl)-4-[(1*R*)-1-hydroxy-2-({2-[4-(4-
- phenylbutoxy)phenyl]ethyl}amino)ethyl]phenol;
- 4-[(1*R*)-1-Hydroxy-2-[(2-[4-[4-(3-hydroxyphenyl)butoxy]phenyl]ethyl)amino]ethyl]-2-
- (hydroxymethyl)phenol;
- 25 4-((1*R*)-2-[[2-(4-[4-[3-(Cyclopentylsulfinyl)phenyl]butoxy}phenyl)ethyl]amino]-1-hydroxyethyl)-2-(hydroxymethyl)phenol;
- 4-[(1*R*)-2-[(2-[4-[4-(2,6-Dichlorophenyl)butoxy]phenyl]ethyl)amino]-1-hydroxyethyl]-2-
- (hydroxymethyl)phenol;
- 3-(4-[4-[2-((2*R*)-2-Hydroxy-2-[4-hydroxy-3-
- 30 (hydroxymethyl)phenyl]ethyl}amino)ethyl]phenoxy}butyl)benzenesulfonamide
- N*-[3-(4-[4-[2-((2*R*)-2-Hydroxy-2-[4-hydroxy-3-
- (hydroxymethyl)phenyl]ethyl}amino)ethyl]phenoxy}butyl)phenyl]urea;
- 3-(4-[4-[2-((2*R*)-2-Hydroxy-2-[4-hydroxy-3-
- (hydroxymethyl)phenyl]ethyl}amino)ethyl]phenoxy}butyl)benzoic acid;
- 35 3-(4-[4-[2-((2*R*)-2-Hydroxy-2-[4-hydroxy-3-
- (hydroxymethyl)phenyl]ethyl}amino)ethyl]phenoxy}butyl)benzonitrile;

3-(4-{4-[2-((2*R*)-2-Hydroxy-2-[4-hydroxy-3-(hydroxymethyl)phenyl]ethyl)amino]ethyl]phenoxy}butyl)benzamide;
 3'-[(2-{4-[2-((2*R*)-2-Hydroxy-2-[4-hydroxy-3-(hydroxymethyl)phenyl]ethyl)amino]ethyl]phenoxy}ethoxy)methyl]-1,1'-biphenyl-3-carboxylic acid;
 5 *N*-Butyl-3-[(2-{4-[2-((2*R*)-2-hydroxy-2-[4-hydroxy-3-(hydroxymethyl)phenyl]ethyl)amino]ethyl]phenoxy}ethoxy)methyl]benzamide;
 3-[(2-{4-[2-((2*R*)-2-Hydroxy-2-[4-hydroxy-3-(hydroxymethyl)phenyl]ethyl)amino]ethyl]phenoxy}ethoxy)methyl]-*N*-pentylbenzamide;
 10 3-[(2-{4-[2-((2*R*)-2-Hydroxy-2-[4-hydroxy-3-(hydroxymethyl)phenyl]ethyl)amino]ethyl]phenoxy}ethoxy)methyl]-*N*-isobutylbenzamide;
 3-[(2-{4-[2-((2*R*)-2-Hydroxy-2-[4-hydroxy-3-(hydroxymethyl)phenyl]ethyl)amino]ethyl]phenoxy}ethoxy)methyl]-*N*-isopentylbenzamide;
 or a salt, solvate, or physiologically functional derivative thereof.

15 5. A compound of formula (I) according to any of claims 1 to 3 which is
 3-[(2-{4-[2-((2*R*)-2-Hydroxy-2-[4-hydroxy-3-(hydroxymethyl)phenyl]ethyl)amino]ethyl]phenoxy}ethoxy)methyl]benzamide;
 or a salt, solvate, or physiologically functional derivative thereof.

20 6. A method for the prophylaxis or treatment of a clinical condition in a mammal, such as a human, for which a selective β_2 -adrenoreceptor agonist is indicated, which comprises administration of a therapeutically effective amount of a compound of formula (I), according to any of claims 1 to 5, or a pharmaceutically acceptable salt, solvate, or
 25 physiologically functional derivative thereof.

7. A compound of formula (I), according to any of claims 1 to 5, or a pharmaceutically acceptable salt, solvate, or physiologically functional derivative thereof for use in medical therapy.

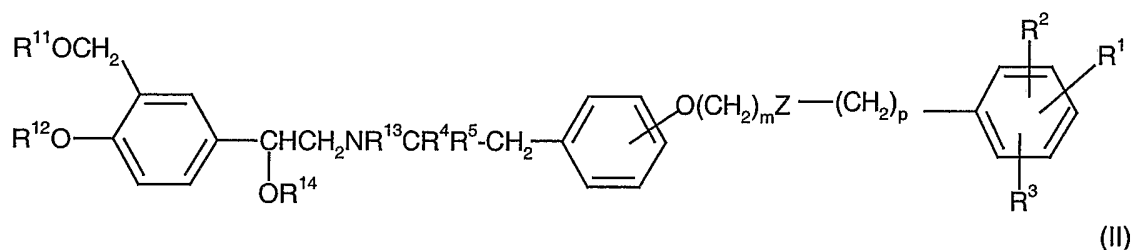
30 8. A pharmaceutical formulation comprising a compound of formula (I), according to any of claims 1 to 5, or a pharmaceutically acceptable salt, solvate, or physiologically functional derivative thereof, and a pharmaceutically acceptable carrier or excipient, and optionally one or more other therapeutic ingredients.

9. The use of a compound of formula (I), according to any of claims 1 to 5, or a pharmaceutically acceptable salt, solvate, or physiologically functional derivative thereof in the manufacture of a medicament for the prophylaxis or treatment of a clinical condition for which a selective β_2 -adrenoreceptor agonist is indicated.

5

10. A process for the preparation of a compound of formula (I), according to any of claims 1 to 5, or a salt, solvate, or physiologically functional derivative thereof, which comprises:

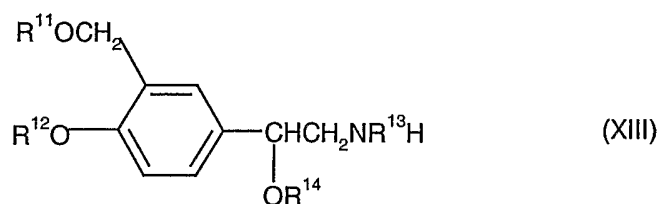
10 (a) deprotection of a protected intermediate, for example of formula (II):



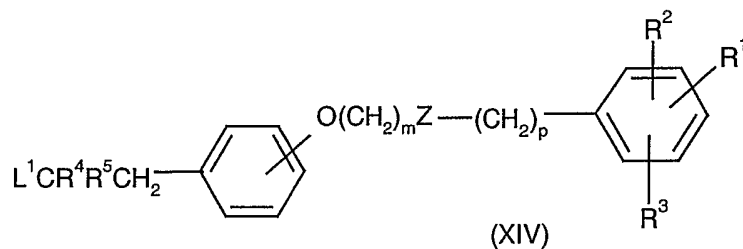
or a salt or solvate thereof, wherein R^1 , R^2 , R^3 , R^4 , R^5 , Z , m , and p are as defined for the compound of formula (I), and R^{11} , R^{12} , R^{13} and R^{14} are each independently either

15 hydrogen or a protecting group provided that at least one of R^{11} , R^{12} , R^{13} and R^{14} is a protecting group; or

(b) alkylation of an amine of formula (XIII)

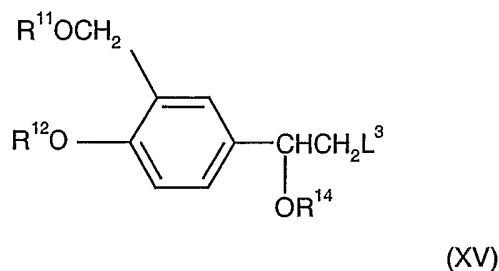


20 wherein R^{11} , R^{12} , R^{13} and R^{14} are each independently either hydrogen or a protecting group,
with a compound of formula (XIV):

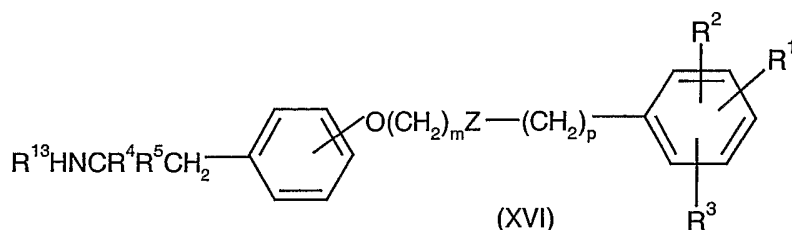


wherein R^1 , R^2 , R^3 , R^4 , R^5 , Z , m , and p are as defined for the compound of formula (I) and L^1 is a leaving group;

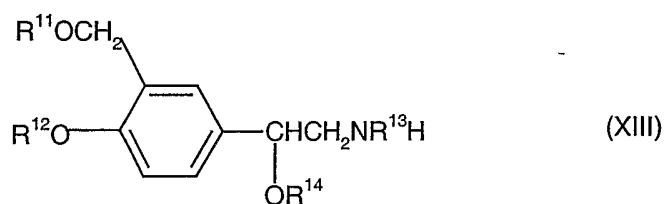
- 5 (c) reacting a compound of formula (XV):



wherein R^{11} , R^{12} and R^{14} are as hereinbefore defined and L^3 is a leaving group, with an amine of formula (XVI):



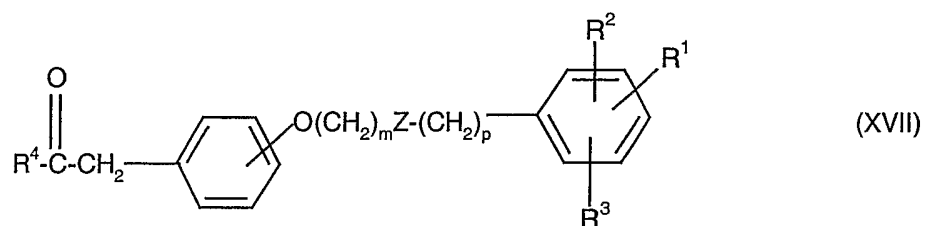
- 10 d) reacting a compound of formula (XIII):



wherein R^{11} , R^{12} , R^{13} and R^{14} are each independently either hydrogen or a protecting group provided that at least one of R^{11} , R^{12} , R^{13} and R^{14} is a protecting group.

15

with a compound of formula (XVII):



wherein R^1 , R^2 , R^3 , R^4 , Z , m , and p are as defined for the compounds of formula (I), under conditions suitable to effect reductive amination.

or

- 5 (e) conversion of a substituent R^1 , R^2 or R^3 into a substituent having a different meaning of R^1 , R^2 or R^3 respectively;

followed by the following steps in any order:

- 10 (i) optional removal of any protecting groups;
 (ii) optional separation of an enantiomer from a mixture of enantiomers;
 (iii) optional conversion of the product to a corresponding salt, solvate,
 or physiologically functional derivative thereof.

INTERNATIONAL SEARCH REPORT

Internat Application No

PCT/EP 03/04367

A. CLASSIFICATION OF SUBJECT MATTER

IPC 7 C07C275/32 C07C279/18 C07C217/60 C07C233/25 C07C235/42
 C07C255/54 C07D213/82 C07D307/68 C07C311/08 C07C311/29
 C07C307/10 C07C317/22 A61K31/135 A61K31/165 A61K31/18

According to International Patent Classification (IPC) or to both national classification and IPC

B. FIELDS SEARCHED

Minimum documentation searched (classification system followed by classification symbols)

IPC 7 C07C C07D A61K A61P

Documentation searched other than minimum documentation to the extent that such documents are included in the fields searched

Electronic data base consulted during the international search (name of data base and, where practical, search terms used)

EPO-Internal, WPI Data, PAJ, CHEM ABS Data

C. DOCUMENTS CONSIDERED TO BE RELEVANT

Category °	Citation of document, with indication, where appropriate, of the relevant passages	Relevant to claim No.
Y	GB 2 140 800 A (GLAXO GROUP LTD) 5 December 1984 (1984-12-05) cited in the application the whole document ----	1-10
Y	APPERLEY G H ET AL: "Selectivity of Beta-adrenoceptor agonists and antagonists on bronchial, skeletal, vascular and cardiac muscle in the anaesthetized cat" BRITISH JOURNAL OF PHARMACOLOGY, BASINGSTOKE, HANTS, GB, vol. 57, no. 2, 1976, pages 235-246, XP000926140 ISSN: 0007-1188 page 237, compound AH 12561 -----	1-10

☐ Further documents are listed in the continuation of box C.

Patent family members are listed in annex.

° Special categories of cited documents:

A document defining the general state of the art which is not considered to be of particular relevance

E earlier document but published on or after the international filing date

L document which may throw doubts on priority claim(s) or which is cited to establish the publication date of another citation or other special reason (as specified)

O document referring to an oral disclosure, use, exhibition or other means

P document published prior to the international filing date but later than the priority date claimed

T later document published after the international filing date or priority date and not in conflict with the application but cited to understand the principle or theory underlying the invention

X document of particular relevance; the claimed invention cannot be considered novel or cannot be considered to involve an inventive step when the document is taken alone

Y document of particular relevance; the claimed invention cannot be considered to involve an inventive step when the document is combined with one or more other such documents, such combination being obvious to a person skilled in the art.

& document member of the same patent family

Date of the actual completion of the international search

25 August 2003

Date of mailing of the international search report

04/09/2003

Name and mailing address of the ISA

European Patent Office, P.B. 5818 Patentlaan 2
 NL - 2280 HV Rijswijk
 Tel. (+31-70) 340-2040, Tx. 31 651 epo nl,
 Fax: (+31-70) 340-3016

Authorized officer

Fitz, W

INTERNATIONAL SEARCH REPORT

Internati Application No

PCT/EP 03/04367

A. CLASSIFICATION OF SUBJECT MATTER

IPC 7 A61K31/275 A61K31/34 A61K31/44 A61P11/08

According to International Patent Classification (IPC) or to both national classification and IPC

B. FIELDS SEARCHED

Minimum documentation searched (classification system followed by classification symbols)

Documentation searched other than minimum documentation to the extent that such documents are included in the fields searched

Electronic data base consulted during the international search (name of data base and, where practical, search terms used)

C. DOCUMENTS CONSIDERED TO BE RELEVANT

Category °	Citation of document, with indication, where appropriate, of the relevant passages	Relevant to claim No.



Further documents are listed in the continuation of box C.



Patent family members are listed in annex.

° Special categories of cited documents :

- *A* document defining the general state of the art which is not considered to be of particular relevance
- *E* earlier document but published on or after the international filing date
- *L* document which may throw doubts on priority claim(s) or which is cited to establish the publication date of another citation or other special reason (as specified)
- *O* document referring to an oral disclosure, use, exhibition or other means
- *P* document published prior to the international filing date but later than the priority date claimed

- *T* later document published after the international filing date or priority date and not in conflict with the application but cited to understand the principle or theory underlying the invention
- *X* document of particular relevance; the claimed invention cannot be considered novel or cannot be considered to involve an inventive step when the document is taken alone
- *Y* document of particular relevance; the claimed invention cannot be considered to involve an inventive step when the document is combined with one or more other such documents, such combination being obvious to a person skilled in the art.
- *Z* document member of the same patent family

Date of the actual completion of the international search

25 August 2003

Date of mailing of the international search report

Name and mailing address of the ISA

European Patent Office, P.B. 5818 Patentlaan 2
 NL - 2280 HV Rijswijk
 Tel. (+31-70) 340-2040, Tx. 31 651 epo nl,
 Fax: (+31-70) 340-3016

Authorized officer

Fitz, W

INTERNATIONAL SEARCH REPORT

International application No.
PCT/EP 03/04367

Box I Observations where certain claims were found unsearchable (Continuation of item 1 of first sheet)

This International Search Report has not been established in respect of certain claims under Article 17(2)(a) for the following reasons:

1. ☒ Claims Nos.:
because they relate to subject matter not required to be searched by this Authority, namely:

Although claim 6 is directed to a method of treatment of the human/animal body, the search has been carried out and based on the alleged effects of the compound/composition.
2. ☒ Claims Nos.:
because they relate to parts of the International Application that do not comply with the prescribed requirements to such an extent that no meaningful International Search can be carried out, specifically:

see FURTHER INFORMATION sheet PCT/ISA/210
3. ☐ Claims Nos.:
because they are dependent claims and are not drafted in accordance with the second and third sentences of Rule 6.4(a).

Box II Observations where unity of invention is lacking (Continuation of item 2 of first sheet)

This International Searching Authority found multiple inventions in this international application, as follows:

1. ☐ As all required additional search fees were timely paid by the applicant, this International Search Report covers all searchable claims.
2. ☐ As all searchable claims could be searched without effort justifying an additional fee, this Authority did not invite payment of any additional fee.
3. ☐ As only some of the required additional search fees were timely paid by the applicant, this International Search Report covers only those claims for which fees were paid, specifically claims Nos.:
4. ☐ No required additional search fees were timely paid by the applicant. Consequently, this International Search Report is restricted to the invention first mentioned in the claims; it is covered by claims Nos.:

Remark on Protest

- ☐ The additional search fees were accompanied by the applicant's protest.
- ☐ No protest accompanied the payment of additional search fees.

FURTHER INFORMATION CONTINUED FROM PCT/ISA/ 210

Continuation of Box I.2

Present claims 1-10 relate to an extremely large number of possible compounds because the term "physiologically functional derivatives" is vague. For this reason a lack of clarity within the meaning of Article 6 PCT arises to such an extent as to render a meaningful search of the claims impossible. Consequently, the search has been carried out for those parts of the application which do appear to be clear, namely compounds of formula (I) of claim 1 and their salts and solvates, as well as the use and the preparation of these compounds, salts and solvates.

The applicant's attention is drawn to the fact that claims, or parts of claims, relating to inventions in respect of which no international search report has been established need not be the subject of an international preliminary examination (Rule 66.1(e) PCT). The applicant is advised that the EPO policy when acting as an International Preliminary Examining Authority is normally not to carry out a preliminary examination on matter which has not been searched. This is the case irrespective of whether or not the claims are amended following receipt of the search report or during any Chapter II procedure.

INTERNATIONAL SEARCH REPORT

Information on patent family members

International application No

PCT/EP 03/04367

Patent document cited in search report	Publication date	Patent family member(s)	Publication date
GB 2140800	A	05-12-1984	
		AT 390611 B	11-06-1990
		AT 129184 A	15-11-1989
		AU 573212 B2	02-06-1988
		AU 2706484 A	25-10-1984
		BE 899448 A1	18-10-1984
		BE 900835 A4	17-04-1985
		BG 61490 B2	30-09-1997
		CA 1335999 C	20-06-1995
		CA 1336004 C	20-06-1995
		CH 661497 A5	31-07-1987
		CH 667084 A5	15-09-1988
		CZ 9104028 A3	12-05-1993
		CY 1482 A	08-12-1989
		CZ 285602 B6	15-09-1999
		DE 3414752 A1	18-10-1984
		DE 3448338 C2	19-05-1993
		DE 3448452 C2	05-01-1994
		DK 158092 A	30-12-1992
		DK 201784 A	19-10-1984
		ES 8505641 A1	01-10-1985
		ES 8609209 A1	16-12-1986
		FI 841548 A ,B,	19-10-1984
		FR 2545482 A1	09-11-1984
		GB 2176476 A ,B	31-12-1986
		GR 79925 A1	31-10-1984
		HK 36889 A	12-05-1989
		HU 200160 B	28-04-1990
		IE 57237 B1	17-06-1992
		IL 71569 A	30-10-1987
		IT 1199112 B	30-12-1988
		JP 1862136 C	08-08-1994
		JP 5069817 B	01-10-1993
		JP 63264443 A	01-11-1988
		JP 1643826 C	28-02-1992
		JP 3000858 B	09-01-1991
		JP 59199659 A	12-11-1984
		JP 2001385 C	20-12-1995
		JP 6087800 A	29-03-1994
		JP 7029997 B	05-04-1995
		KE 3864 A	19-05-1989
		KR 9204186 B1	30-05-1992
		LU 85329 A1	04-06-1985
		LU 88265 A9	03-02-1994
		MX 9203226 A1	01-07-1992
		NL 8401258 A ,B,	16-11-1984
		NO 841568 A ,B,	19-10-1984
		NZ 207885 A	29-11-1988
		NZ 221999 A	29-11-1988
		PH 21574 A	11-12-1987
		PT 78443 A ,B	01-05-1984