



US0D1069706S

(12) **United States Design Patent**
Sørensen

(10) **Patent No.:** **US D1,069,706 S**

(45) **Date of Patent:** **** Apr. 8, 2025**

(54) **FREQUENCY CONVERTER**

(71) Applicant: **Danfoss Power Electronics A/S,**
Gråsten (DK)

(72) Inventor: **Michael Sørensen,** Gråsten (DK)

(73) Assignee: **DANFOSS POWER ELECTRONICS**
A/S, Grasten (DK)

(**) Term: **15 Years**

(21) Appl. No.: **29/907,964**

(22) Filed: **Jan. 10, 2024**

Related U.S. Application Data

(62) Division of application No. 29/803,179, filed on Aug. 11, 2021, now Pat. No. Des. 1,028,888.

(30) **Foreign Application Priority Data**

Feb. 12, 2021 (EM) 008433601

(51) **LOC (15) Cl.** **13-02**

(52) **U.S. Cl.**

USPC **D13/110**

(58) **Field of Classification Search**

USPC D13/107, 108, 110, 118, 123, 162, 164,
D13/168, 169, 174, 177, 184, 199;
D14/257, 432, 438

CPC H05K 5/00; H05K 5/02; H05K 5/0247;
H05K 7/00; H05K 7/20; H05K 7/20136;
H05K 7/20154; H05K 7/209; H05K
7/1417; H05K 7/20918; H02M 7/00;
H02M 7/003; H02M 7/0042

See application file for complete search history.

(56) **References Cited**

U.S. PATENT DOCUMENTS

D654,022 S * 2/2012 Sun D13/110
D706,216 S * 6/2014 Perin D13/110

D708,133 S * 7/2014 Hakala D13/110
D773,993 S * 12/2016 Hoffman D13/110
D929,937 S * 9/2021 Zhang D13/110
D1,020,641 S * 4/2024 Sorensen D13/110
D1,021,792 S * 4/2024 Sorensen D13/110
D1,021,793 S * 4/2024 Sorensen D13/110
D1,021,794 S * 4/2024 Sorensen D13/110

(Continued)

OTHER PUBLICATIONS

Frequency Converter 18.5KW 380V. 2024. Metas. https://metastech.com/products/frequency-converter-18-5kw-380v-380v.*

(Continued)

Primary Examiner — Garth Rademaker

Assistant Examiner — Suzanne E Tisdell

(74) *Attorney, Agent, or Firm* — McCormick, Paulding & Huber PLLC

(57) **CLAIM**

The ornamental design for a frequency converter substantially as shown and described.

DESCRIPTION

The patent or application file contains at least one drawing executed in color. Copies of this patent or patent application publication with color drawing(s) will be provided by the Office upon request and payment of the necessary fee.

FIG. 1 is a front, right side and top perspective view of a frequency converter comprising a new, original and ornamental design;

FIG. 2 is a front view thereof;

FIG. 3 is a rear view thereof;

FIG. 4 is a top view thereof;


FIG. 5 is a bottom view thereof;

FIG. 6 is a left view thereof; and,

FIG. 7 is a right view thereof.

1 Claim, 7 Drawing Sheets

(7 of 7 Drawing Sheet(s) Filed in Color)



(56)

References Cited

U.S. PATENT DOCUMENTS

D1,021,795 S * 4/2024 Sorensen D13/110
D1,021,796 S * 4/2024 Sorensen D13/110
D1,028,887 S * 5/2024 Sorensen D13/110
D1,028,888 S * 5/2024 Sorensen D13/110

OTHER PUBLICATIONS

Frequency Converter 2.2KW 380V. 2024. Metas. <https://metastech.com/products/frequency-converter-2-2kw-380v-380v-2>.
3 Phase 220-240V Input 4KW Variable Vector Inverter. 2024. Walmart. <https://www.walmart.com/ip/3-Phase-220-240V-Input-4KW-Variable-Vector-Inverter-3-Phase-0-240V-Output-Frequency-Converter-for-Motor/6459457019?wmlspartner=wlp&selectedSellerId=102488330>.

* cited by examiner



FIG. 1



FIG. 2




FIG. 3




FIG. 4




FIG. 5




FIG. 6




FIG. 7