

L. POWERS.  
CURTAIN-FIXTURES.

No. 184,022.

Patented Nov. 7, 1876.

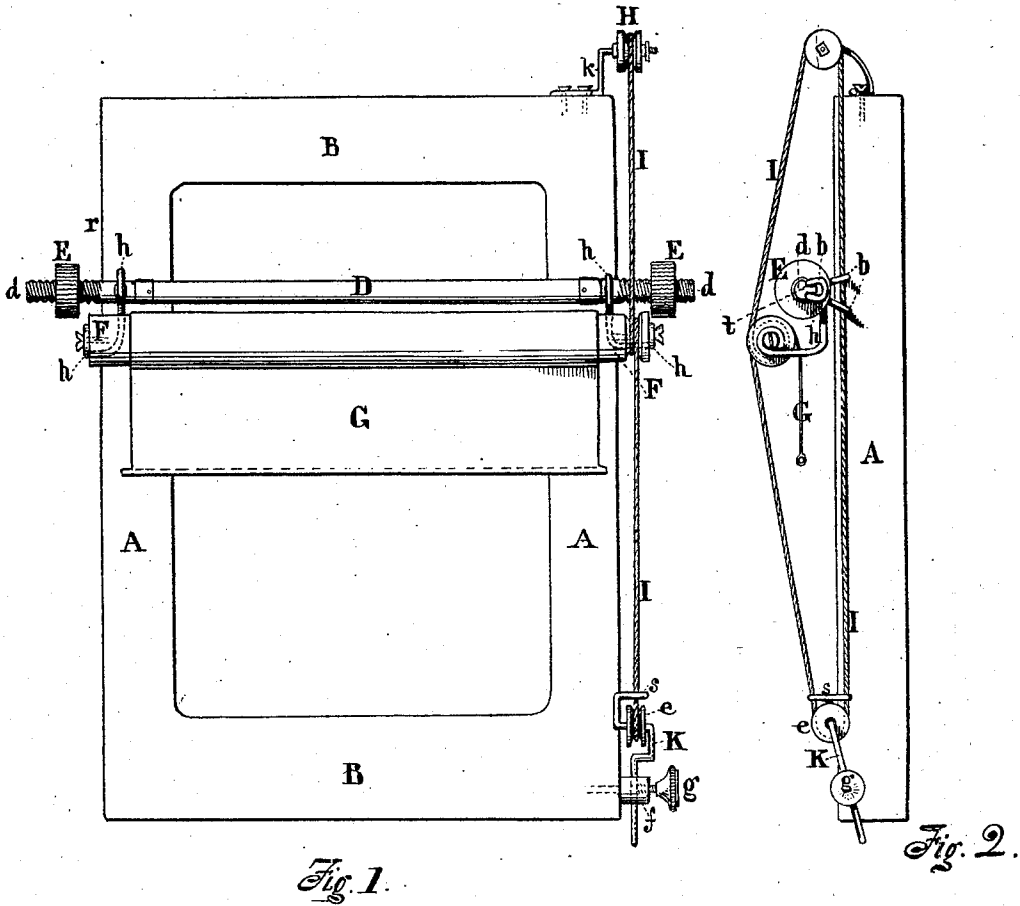


Fig. 1.

Fig. 2.

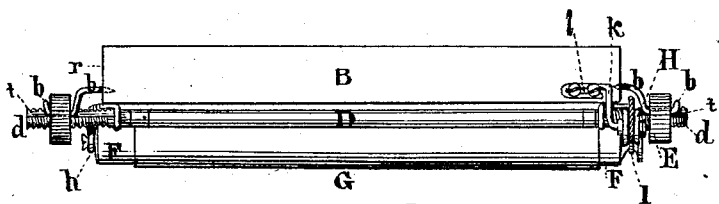


Fig. 3.

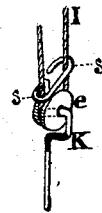


Fig. 4.

Witnesses

Clarence Shurlow  
John J. Adams

Lafayette Powers  
(by Clarence Shurlow, his atty. in fact.)

# UNITED STATES PATENT OFFICE.

LAFAYETTE POWERS, OF CUBA, ILLINOIS.

## IMPROVEMENT IN CURTAIN-FIXTURES.

Specification forming part of Letters Patent No. **184,022**, dated November 7, 1876; application filed February 29, 1876.

*To all whom it may concern:*

Be it known that I, LAFAYETTE POWERS, of Cuba, in the county of Fulton, in the State of Illinois, have invented an Improvement in Curtain-Fixtures; and do hereby declare that the following is a full, clear, and exact description thereof, reference being had to the annexed drawings, making a part of this specification, in which like letters of reference refer to like parts, and in which—

Figure 1 represents a front elevation; Fig. 2, a side elevation; Fig. 3, a superficial view; Fig. 4, a perspective view, of the tension device or pulley and stem.

This invention consists, first, in attaching to the roller an upper rod for curtains or a lambrequin, also movable with the curtain-roller for the purpose of allowing the upper sash to be opened or lowered to admit air; second, in making the roller adjustable to the right or left in arranging the central position of the curtain, or to adjust either end higher or lower, to remedy an unevenly-attached curtain.

The blind-roller F is supported upon a journal or bracket, *h h*, at either end, these being each attached to the ends of an adjoining parallel rod, D, (used to support curtains,) traversing the window and casing, and provided at either end with terminal threads *d d* and set-screws E E, which inclose between themselves and their "threads" in a groove, *t*, a double-pointed hold-fast, *b b*, each having "shoulders" on either side of the respective set screws or nuts, and their points directed toward the lateral face *r* of the window-casing A A in such a manner that the combined action of said hold-fasts, by means of their respective set screws or nuts E E, will secure the rod and roller at any desired height by driving the points of the hold-fasts into the casing. The set screws or nuts E E, at either end of the rod D, are needed for moving the rod longitudinally to place the curtain or curtain-rod centrally of the window. The cord I is suspended, and runs above, on the pulley H mounted on a stem, *k*, which is made adjustable along the casing A B by means of

slot *l*, which admits two common screws, which can be manipulated to adjust the pulley to the roller D. Said cord I is an endless one, and passes once round the roller F, the better to attain a tension or hold on the same; thence round the lower or tension-pulley *e* of the tension-rod K, which is held in socket or block *f* set in the casing A B, and there adjustably detained by a set-screw, *g*. Said rod K is bent above the socket *f*, to form a shaft or axle for the pulley *e*; and, continuing above this, it is rebent to form a guide or loop, *s*, around the double cord to retain it on the pulley.

The operation of this invention is as follows: To lower or raise the roller and rod D the set screws or nuts E E at either end of the rod carry pointed hold-fasts *b b* which travel with them, by which means the fixture is removed and readjusted to another part of the casing A B by screwing the nuts out toward the ends of the rod till the parts *b b* are detached from the casing without interfering with or detaching the cord I. The loop *s* prevents the cord from escaping from the pulley *e*, particularly during the readjustment of the rod and roller D F.

The cord is tightened, in the usual manner, by means of a set-screw, *g*.

The rod D is used to suspend curtains or lambrequins.

What I claim as my invention is—

1. The adjustable rod D, provided with set-nuts E E, with their claws *b b*, the blind-roller F, cord I, and upper and lower pulleys H K, for the purpose of supporting, on the respective roller and rod, a blind and a curtain or lambrequin, and to admit air into the room above them, substantially as described.

2. The adjustable pulley-stem *k*, having slot *l*, for screws, the pulley H, connected by the endless cord I with the tension-pulley *e*, stem K, loop *s*, and detent *f g*, all combined, substantially as and for the purposes described.

3. The adjustable tension-device, consisting of the block *f*, set-screw *g*, wire K, pulley *e*,

and loop *s*, bent to include the double cord *I*, and bent below to form an axle for said pulley, as described.

4. The combination of the rod *D*, provided with terminal threads *d d* and set-nuts *E E*, each carrying a hold-fast or claw, *b b*, with hangers *h h*, forming journals for the roller *F*, and the curtain-roller *F*, substantially as and for the purposes described.

In testimony that I claim the foregoing curtain-fixtures, I have hereunto set my hand this 22d day of February, 1876.

LAFAYETTE POWERS.

Witnesses:

CLARENCE THURLOW,  
JOHN Y. ADAMS.