



US00D492097S1

(12) **United States Design Patent**  
**Magro**

(10) **Patent No.:** **US D492,097 S**

(45) **Date of Patent:** **\*\* Jun. 29, 2004**

(54) **SHOE UPPER**

(75) **Inventor:** **Volney Dal Magro, Farroupilha (BR)**

(73) **Assignee:** **Grendene, S.A., Farroupilha (BR)**

(\*\*) **Term:** **14 Years**

(21) **Appl. No.:** **29/190,034**

(22) **Filed:** **Sep. 5, 2003**

(51) **LOC (7) Cl. .... 02-04**

(52) **U.S. Cl. .... D2/902; D2/943**

(58) **Field of Search .... D2/896, 902, 908,**  
**D2/943, 944, 969, 909-912, 937; 36/45,**  
**501, 77 M, 77 R, 83, 88, 113, 114, 126-130**

(56) **References Cited**

**U.S. PATENT DOCUMENTS**

D124,614 S	*	1/1941	Pierson	.....	D2/937
D140,573 S	*	3/1945	Sandler	.....	D2/943
D175,203 S	*	7/1955	Wall	.....	D2/944
D272,964 S	*	3/1984	Muller Feigelstock	.....	D2/902
D284,039 S	*	6/1986	Yoshitake	.....	D2/902
D315,055 S		3/1991	Rogers		
D315,441 S		3/1991	Hatfield		
D325,287 S	*	4/1992	Strauss	.....	D2/902
D327,565 S	*	7/1992	Graham	.....	D2/902
D330,109 S		10/1992	Hatfield		
D330,452 S		10/1992	Hatfield		
D331,656 S		12/1992	Greene		
D337,422 S	*	7/1993	Leake	.....	D2/902
D339,448 S		9/1993	Teague		

D339,449 S		9/1993	Hatfield		
5,276,983 A		1/1994	Hatfield		
D343,721 S		2/1994	Van Dyke		
D343,724 S		2/1994	Smith		
D345,248 S		3/1994	Teague		
D397,544 S	*	9/1998	Egelja	.....	D2/902
D432,292 S	*	10/2000	Kim	.....	D2/902
D434,547 S	*	12/2000	Kim	.....	D2/902

\* cited by examiner

*Primary Examiner*—Dominic Simone  
(74) *Attorney, Agent, or Firm*—Luedeka, Neely & Graham, PC

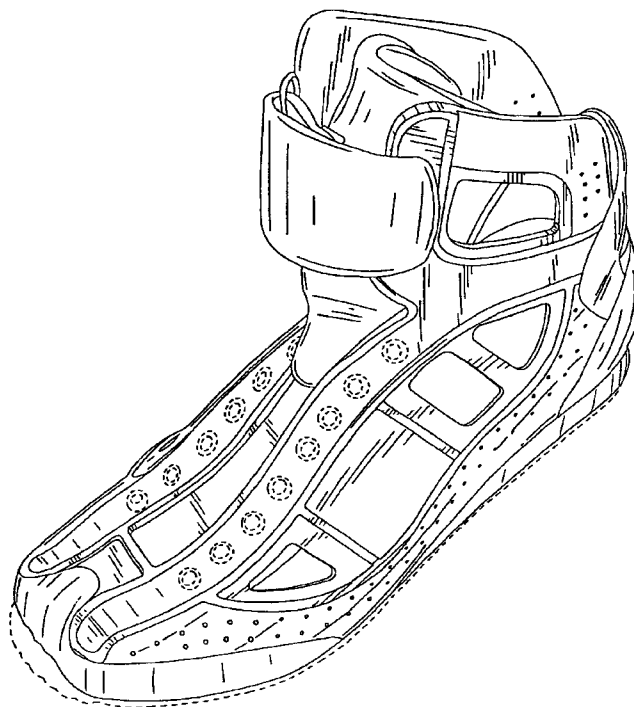
(57) **CLAIM**

The ornamental design for a shoe upper, as shown and described.

**DESCRIPTION**

FIG. 1 is a perspective view of a shoe upper showing my new design;  
FIG. 2 is a right-hand side elevational view of my new design;  
FIG. 3 is a left-hand side elevational view of my new design;  
FIG. 4 is a top plan view of my new design; and  
FIG. 5 is a bottom plan view of my new design.  
FIG. 6 is a front elevational view of my new design; and,  
FIG. 7 is a back side elevational view of my new design.  
The broken lines showing the remainder of the shoe are for environmental purposes only and do not form a part of the claimed design.

**1 Claim, 7 Drawing Sheets**



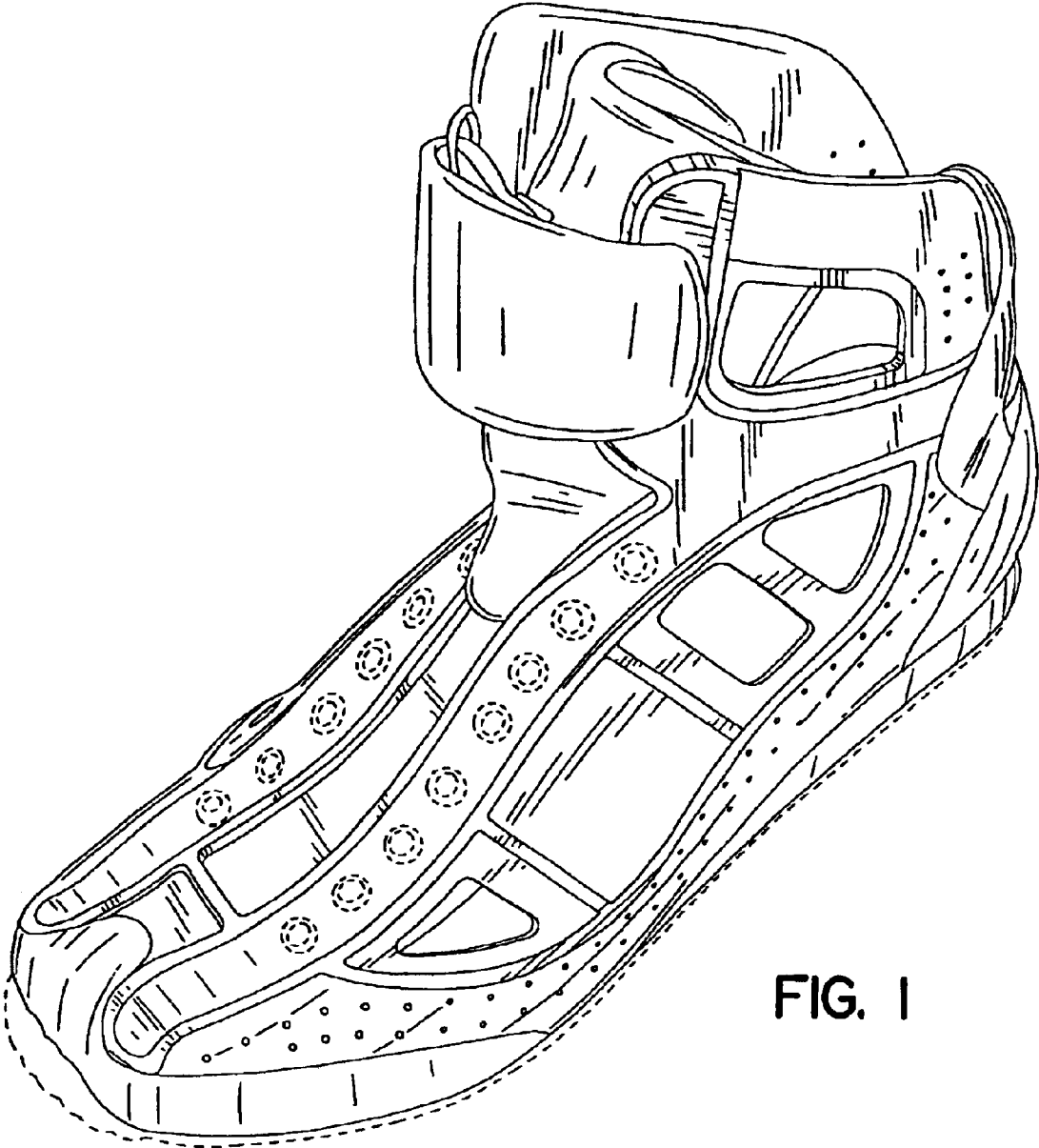


FIG. 1

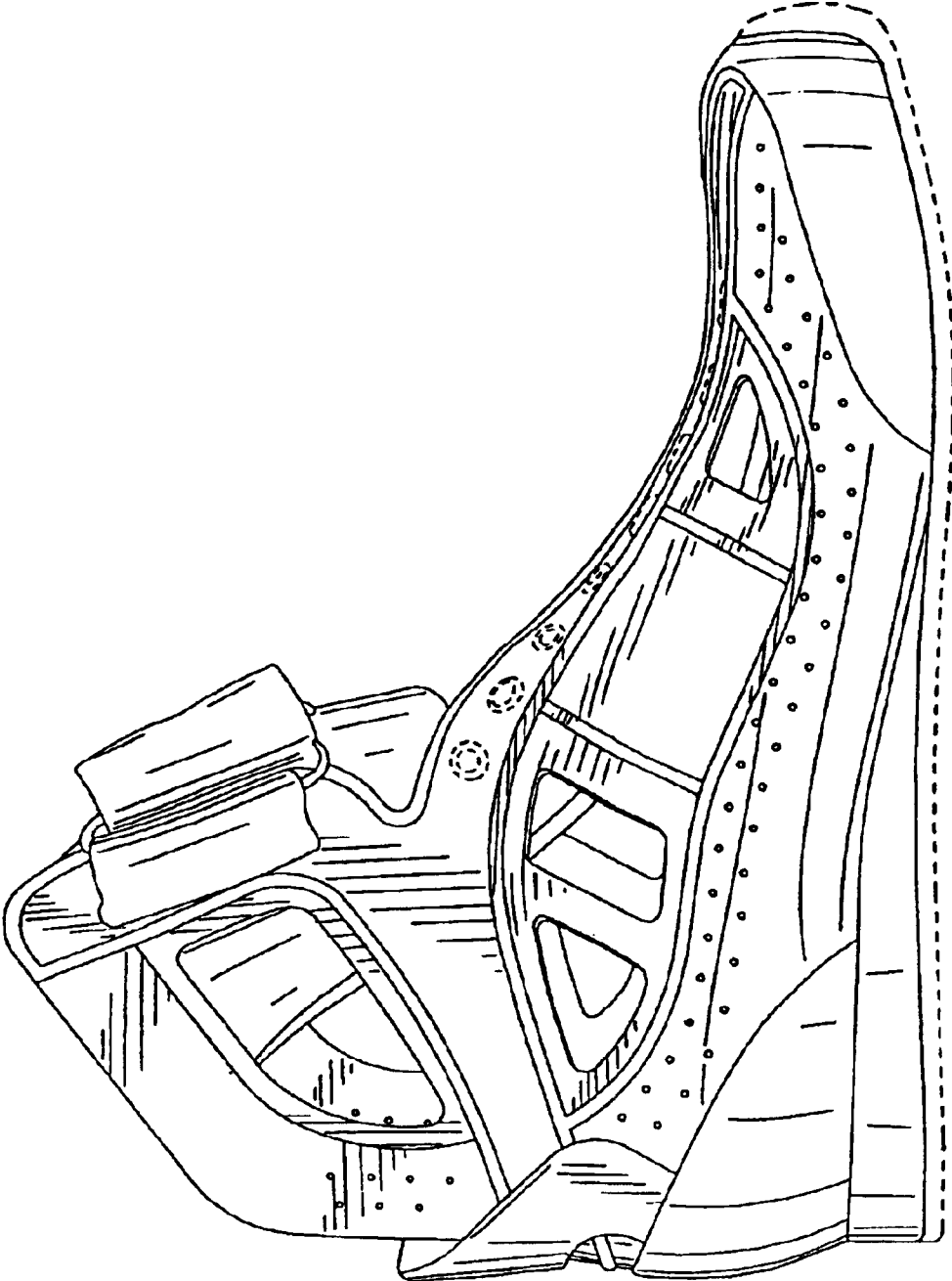


FIG. 2

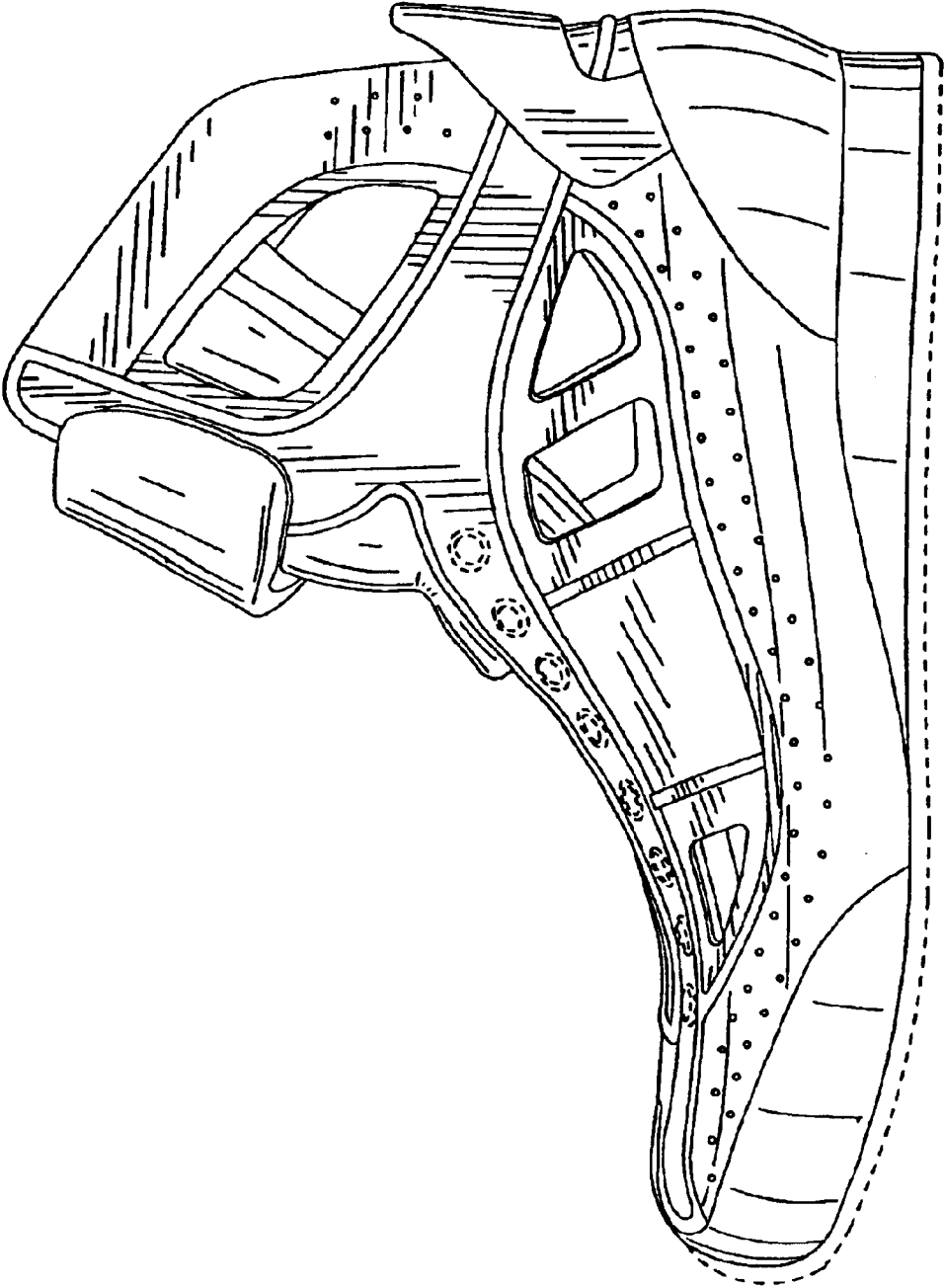


FIG. 3

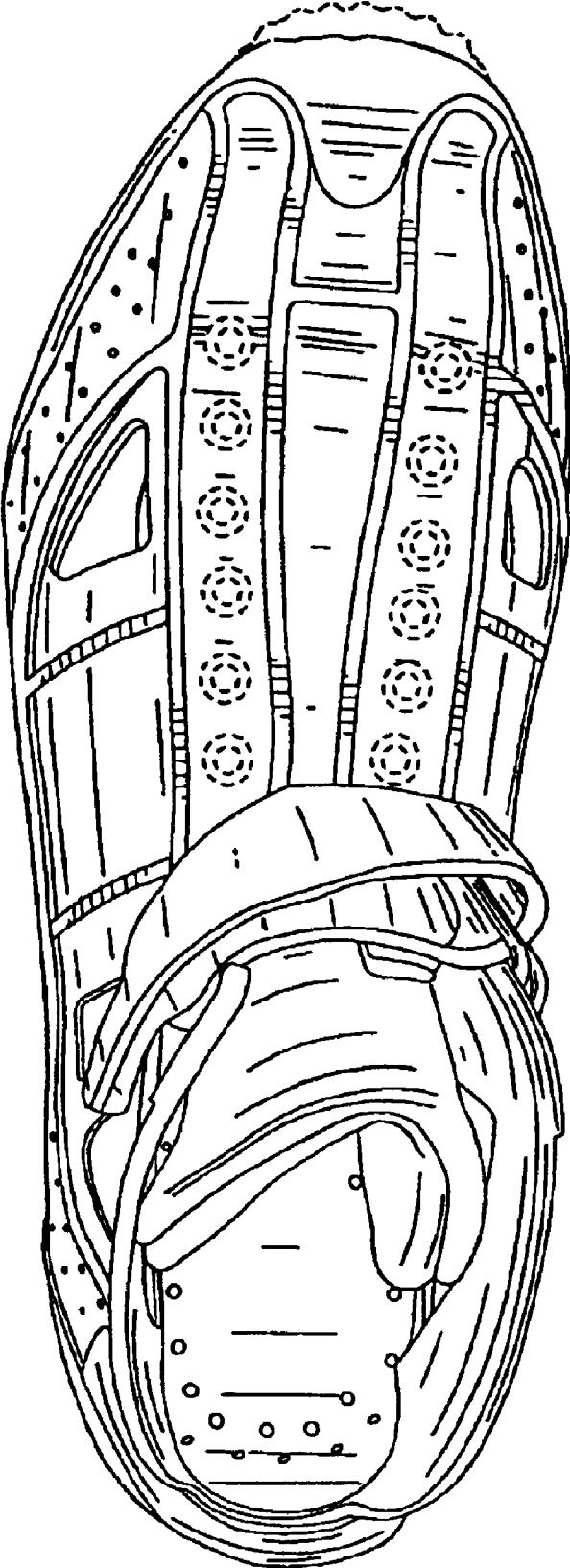


FIG. 4

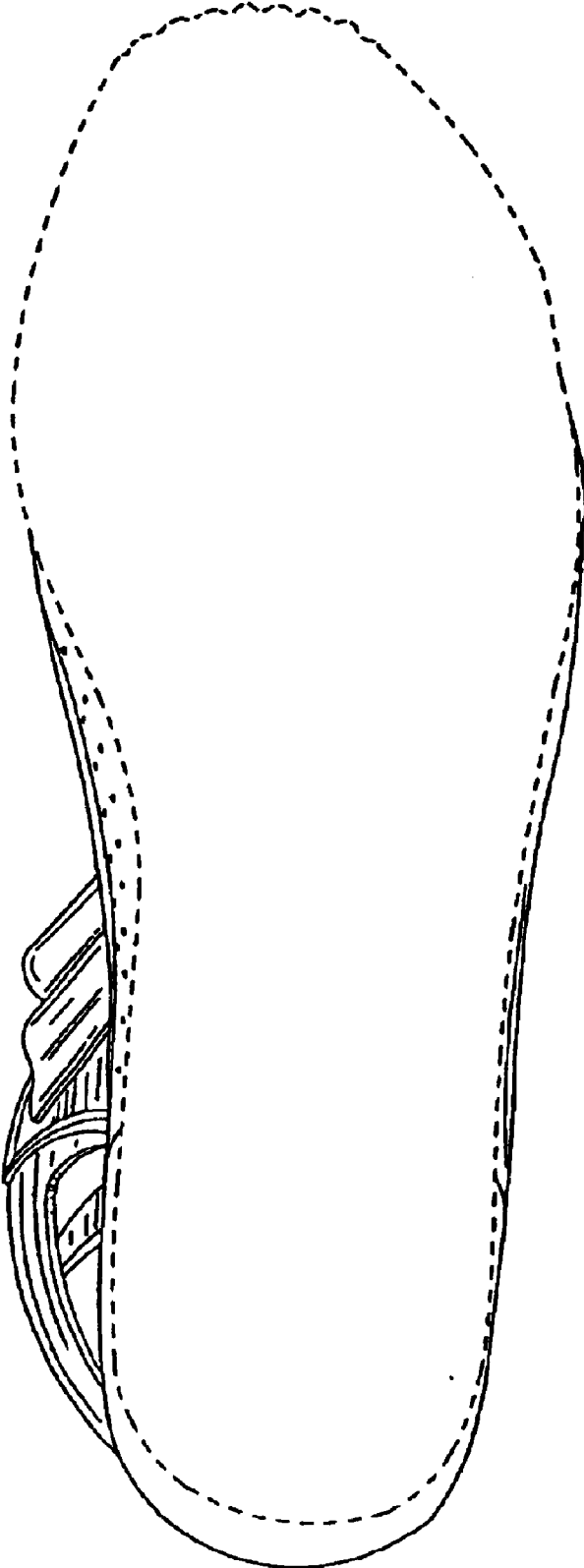


FIG. 5



FIG. 6




FIG. 7