



US00D902444S

(12) **United States Design Patent** (10) **Patent No.:** **US D902,444 S**
Suga (45) **Date of Patent:** **** Nov. 17, 2020**

(54) **CONCRETE BUILDING BLOCK**
(71) Applicant: **ASURO Co., LTD.**, Saitama (JP)
(72) Inventor: **Masaaki Suga**, Shiraoka (JP)
(**) Term: **15 Years**
(21) Appl. No.: **35/507,126**
(22) Filed: **Jan. 24, 2019**
(80) **Hague Agreement Data**
Int. Filing Date: **Jan. 24, 2019**
Int. Reg. No.: **DM/201487**
Int. Reg. Date: **Jan. 24, 2019**
Int. Reg. Pub. Date: **Aug. 2, 2019**

(30) **Foreign Application Priority Data**
Jul. 24, 2018 (JP) 2018-016153
(51) **LOC (12) Cl.** **25-01**
(52) **U.S. Cl.**
USPC **D25/115**
(58) **Field of Classification Search**
USPC D25/119, 35, 60, 61, 113, 114, 115, 118,
D25/120, 121, 122, 123, 124, 125, 126,
D25/127, 128, 129, 130, 131, 132, 133,
D25/134, 135, 136, 164, 199; D6/702,
D6/709.2, 709.21, 712; D8/354, 373,
D8/374, 375, 376, 377, 380, 381, 382,
D8/400, 402, 403, 499; D21/468, 470,
D21/471, 478, 479, 484-505
CPC A47B 2210/0091; A47B 2210/0094; E04B
1/82; E04B 1/84; E04B 2001/747; E04B
2009/186; E04B 77/38; E04B 77/42;
E04C 3/00; E04C 3/005; E04C 3/02;
E04C 3/12; E04C 3/20; E04C 3/28; E04C
3/30; B65G 1/0464; B65G 1/0492; B65G
1/1373

See application file for complete search history.

(56) **References Cited**
U.S. PATENT DOCUMENTS
D244,201 S * 5/1977 Muse D25/115
4,426,815 A * 1/1984 Brown A63H 33/088
52/100
D368,313 S * 3/1996 Schulz, Jr. D25/118
D408,930 S * 4/1999 Behunin D25/114
D472,455 S * 4/2003 Wall D25/119
D484,616 S * 12/2003 Stenekes D25/118
D596,319 S * 7/2009 Koehn D25/122
D602,171 S * 10/2009 Rodebaugh D25/113
D603,063 S * 10/2009 Arnold D25/114
D655,021 S * 2/2012 Oetlinger D25/119
D706,125 S * 6/2014 Wendt D25/119
D827,156 S * 8/2018 Rossi D25/113
D855,835 S * 8/2019 Pivac D25/114

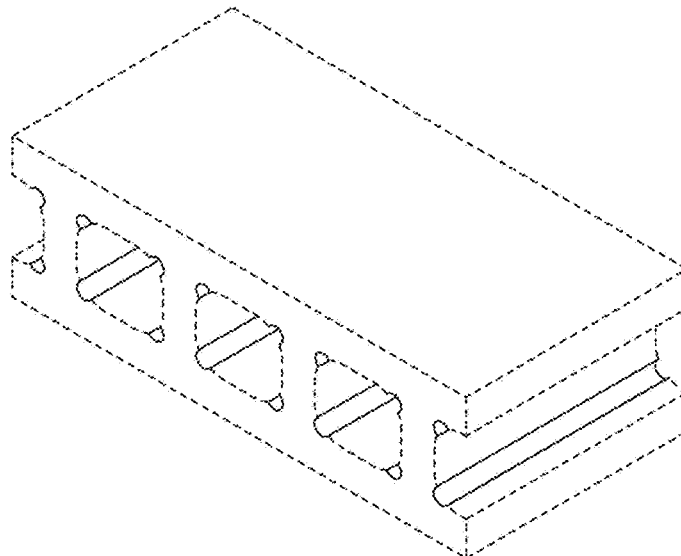
* cited by examiner

Primary Examiner — Samantha Q Lawrence

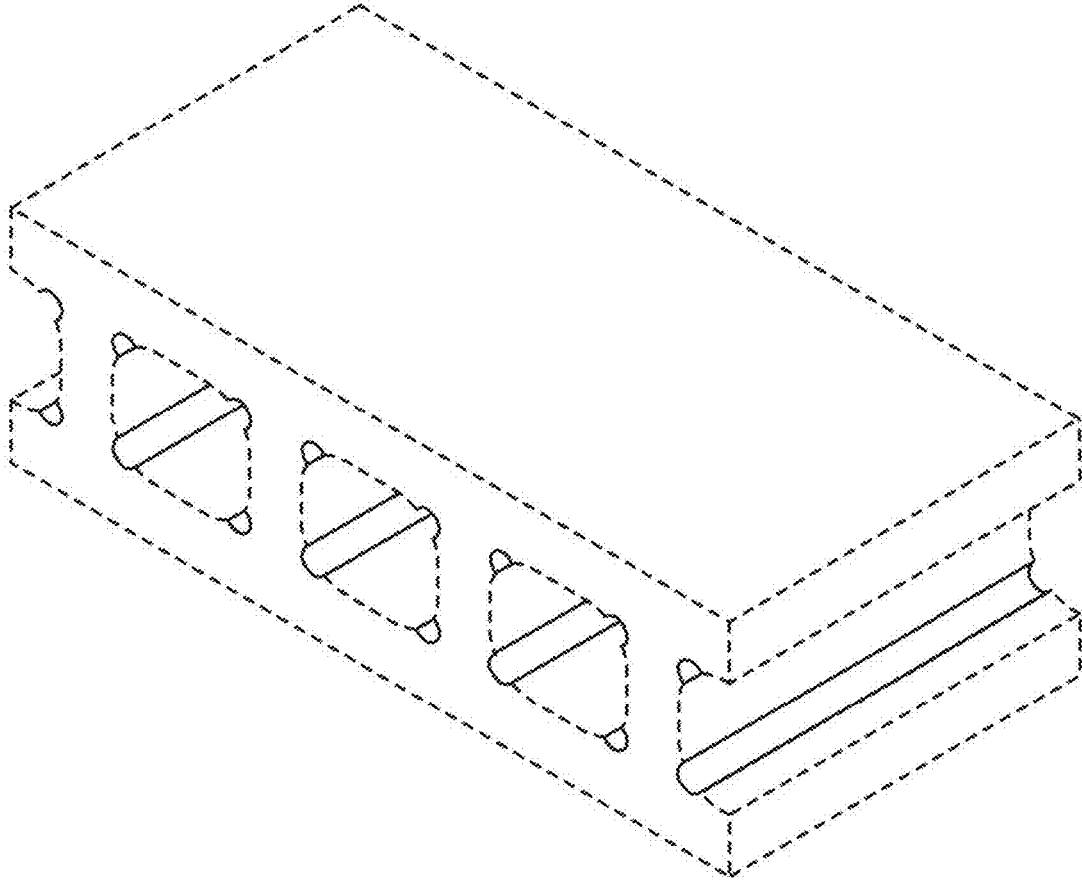
(57) **CLAIM**
The ornamental design for a concrete building block, as shown and described.

DESCRIPTION
1. Concrete building block
FIG. 1.1 is a perspective view of a concrete building block;
FIG. 1.2 is a front view thereof;
FIG. 1.3 is a back view thereof;
FIG. 1.4 is a top view thereof;
FIG. 1.5 is a bottom view thereof;
FIG. 1.6 is a right side view thereof;
FIG. 1.7 is a left side view thereof; and
FIG. 1.8 is a cross-sectional view thereof taken along line 1.8 in FIG. 1.2.
The broken lines shown in FIGS. 1.1-1.8 illustrate portions of the concrete building block that form no part of the claimed design.


1 Claim, 8 Drawing Sheets




1.1



1.2



1.3



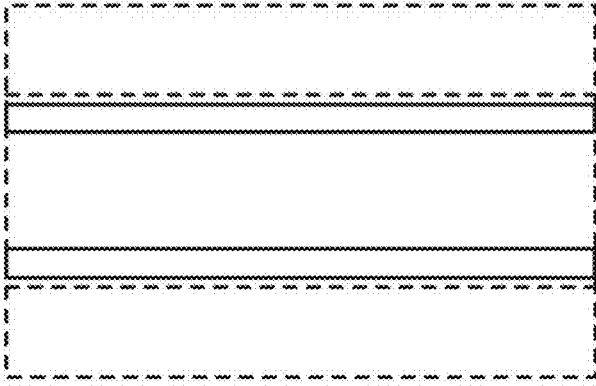
1.4



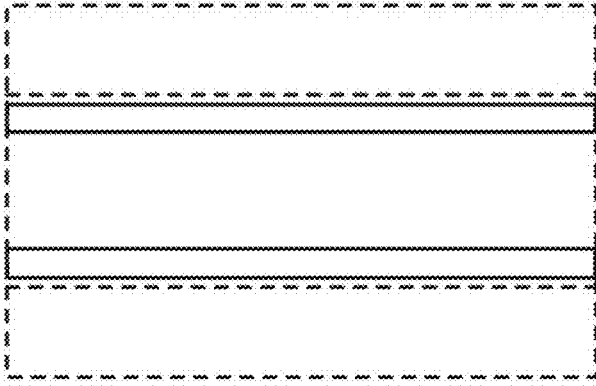
1.5



1.6



1.7



1.8

