

(19) World Intellectual Property  
Organization  
International Bureau



(43) International Publication Date  
22 September 2005 (22.09.2005)

PCT

(10) International Publication Number  
WO 2005/087730 A1

(51) International Patent Classification<sup>7</sup>: C07D 209/52,  
C07K 5/08, A61K 31/401, A61P 31/00

[MX/US]; 4 Alexandra Way, Clinton, New Jersey 08809 (US). GIRIJAVALLABHAN, Viyyoor, M. [US/US]; 10 Maplewood Drive, Parsippany, New Jersey 07054 (US).

(21) International Application Number:  
PCT/US2005/005778

(74) Agent: KALYANARAMAN, Palaiyur, S.; Schering-Plough Corporation, 2000 Galloping Hill Road, Mail Stop K-6-1 1990, Kenilworth, New Jersey 07033-0530 (US).

(22) International Filing Date: 24 February 2005 (24.02.2005)

(25) Filing Language: English

(26) Publication Language: English

(30) Priority Data:  
60/548,655 27 February 2004 (27.02.2004) US

(81) Designated States (unless otherwise indicated, for every kind of national protection available): AE, AG, AL, AM, AT, AU, AZ, BA, BB, BG, BR, BW, BY, BZ, CA, CH, CN, CO, CR, CU, CZ, DE, DK, DM, DZ, EC, EE, EG, ES, FI, GB, GD, GE, GH, GM, HR, HU, ID, IL, IN, IS, JP, KE, KG, KP, KR, KZ, LC, LK, LR, LS, LT, LU, LV, MA, MD, MG, MK, MN, MW, MX, MZ, NA, NI, NO, NZ, OM, PG, PH, PL, PT, RO, RU, SC, SD, SE, SG, SK, SL, SM, SY, TJ, TM, TN, TR, TT, TZ, UA, UG, US, UZ, VC, VN, YU, ZA, ZM, ZW.

(71) Applicant (for all designated States except US): SCHERING CORPORATION [US/US]; 2000 Galloping Hill Road, Kenilworth, New Jersey 07033-0530 (US).

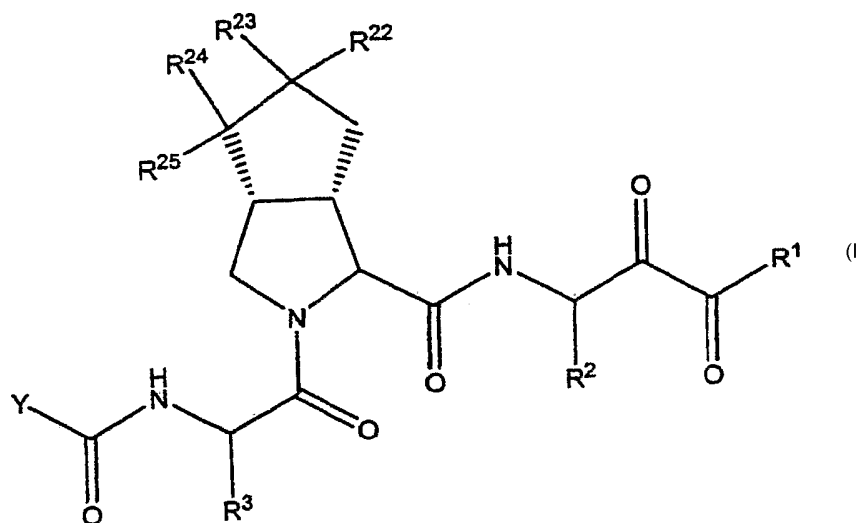
(72) Inventors; and

(75) Inventors/Applicants (for US only): NJOROGE, F., George [US/US]; 11 Softwood Way, Warren, New Jersey 07059 (US). VENKATRAMAN, Srikanth [IN/US]; 35 Roanoke Street, Woodbridge, New Jersey 07095 (US). ARASAPPAN, Ashok [IN/US]; 18 Larsen Court, Bridgewater, New Jersey 08807 (US). VELAZQUEZ, Francisco

(84) Designated States (unless otherwise indicated, for every kind of regional protection available): ARIPO (BW, GH, GM, KE, LS, MW, MZ, NA, SD, SL, SZ, TZ, UG, ZM, ZW), Eurasian (AM, AZ, BY, KG, KZ, MD, RU, TJ, TM),

[Continued on next page]

(54) Title: 3,4-(CYCLOPENTYL)-FUSED PROLINE COMPOUNDS AS INHIBITORS OF HEPATITIS C VIRUS NS3 SERINE PROTEASE



(57) Abstract: The present invention discloses novel compounds according to formula (I) which have HCV protease inhibitory activity as well as methods for preparing such compounds. In another embodiment, the invention discloses pharmaceutical compositions comprising such compounds as well as methods of using them to treat disorders associated with the HCV protease. Wherein: R<sup>1</sup> is H, OR<sup>8</sup>, NR<sup>9</sup>R<sup>10</sup>, wherein R<sup>8</sup>, R<sup>9</sup> and R<sup>10</sup> can be the same or different, each being independently selected from the group consisting of H, alkyl-, alkenyl-, alkynyl-, aryl-, heteroalkyl-, heteroaryl-, cycloalkyl-, heterocyclyl-, arylalkyl-, and heteroarylalkyl, or alternately R<sup>9</sup> and R<sup>10</sup> in NR<sup>9</sup>R<sup>10</sup> are connected to each other such that NR<sup>9</sup>R<sup>10</sup> forms a four to eight-membered heterocyclyl, and likewise independently alternately R<sup>9</sup> and R<sup>10</sup> in CHR<sup>9</sup>R<sup>10</sup> are connected to each other such that CHR<sup>9</sup>R<sup>10</sup> forms a four to eight-membered cycloalkyl; Y represents a group G-R wherein G is NH or O.

WO 2005/087730 A1



European (AT, BE, BG, CH, CY, CZ, DE, DK, EE, ES, FI, FR, GB, GR, HU, IE, IS, IT, LT, LU, MC, NL, PL, PT, RO, SE, SI, SK, TR), OAPI (BF, BJ, CF, CG, CI, CM, GA, GN, GQ, GW, ML, MR, NE, SN, TD, TG).

**Published:**

- *with international search report*
- *before the expiration of the time limit for amending the claims and to be republished in the event of receipt of amendments*

**Declaration under Rule 4.17:**

- *as to the applicant's entitlement to claim the priority of the earlier application (Rule 4.17(iii)) for all designations*

*For two-letter codes and other abbreviations, refer to the "Guidance Notes on Codes and Abbreviations" appearing at the beginning of each regular issue of the PCT Gazette.*

## **3,4-(CYCLOPENTYL)-FUSED PROLINE COMPOUNDS AS INHIBITORS OF HEPATITIS C VIRUS NS3 SERINE PROTEASE**

### **Field of the Invention**

The present invention relates to novel hepatitis C virus ("HCV") protease inhibitors, pharmaceutical compositions containing one or more such inhibitors, methods of preparing such inhibitors and methods of using such inhibitors to treat hepatitis C and related disorders. This invention additionally  
5 discloses novel compounds containing bicyclic P2 moieties as inhibitors of the HCV NS3/NS4a serine protease. This application claims priority from U.S. provisional application Serial Number 60/548, 655 filed February 27, 2004.

### **Background of the Invention**

10 Hepatitis C virus (HCV) is a (+)-sense single-stranded RNA virus that has been implicated as the major causative agent in non-A, non-B hepatitis (NANBH), particularly in blood-associated NANBH (BB-NANBH) (see, International Patent Application Publication No. WO 89/04669 and European Patent Application Publication No. EP 381 216). NANBH is to be  
15 distinguished from other types of viral-induced liver disease, such as hepatitis A virus (HAV), hepatitis B virus (HBV), delta hepatitis virus (HDV), cytomegalovirus (CMV) and Epstein-Barr virus (EBV), as well as from other forms of liver disease such as alcoholism and primary biliar cirrhosis.

Recently, an HCV protease necessary for polypeptide processing and  
20 viral replication has been identified, cloned and expressed. (See, e.g., U.S. Patent No. 5,712,145). This approximately 3000 amino acid polyprotein contains, from the amino terminus to the carboxy terminus, a nucleocapsid protein (C), envelope proteins (E1 and E2) and several non-structural proteins (NS1, 2, 3, 4a, 5a and 5b). NS3 is an approximately 68 kda protein, encoded  
25 by approximately 1893 nucleotides of the HCV genome, and has two distinct domains: (a) a serine protease domain consisting of approximately 200 of the N-terminal amino acids; and (b) an RNA-dependent ATPase domain at the C-terminus of the protein. The NS3 protease is considered a member of the chymotrypsin family because of similarities in protein sequence, overall three-

dimensional structure and mechanism of catalysis. Other chymotrypsin-like enzymes are elastase, factor Xa, thrombin, trypsin, plasmin, urokinase, tPA and PSA. The HCV NS3 serine protease is responsible for proteolysis of the polypeptide (polyprotein) at the NS3/NS4a, NS4a/NS4b, NS4b/NS5a and NS5a/NS5b junctions and is thus responsible for generating four viral proteins during viral replication. This has made the HCV NS3 serine protease an attractive target for antiviral chemotherapy. The inventive compounds can inhibit such protease. They also can modulate the processing of hepatitis C virus (HCV) polypeptide.

10 It has been determined that the NS4a protein, an approximately 6 kda polypeptide, is a co-factor for the serine protease activity of NS3. Autocleavage of the NS3/NS4a junction by the NS3/NS4a serine protease occurs intramolecularly (*i.e.*, *cis*) while the other cleavage sites are processed intermolecularly (*i.e.*, *trans*).

15 Analysis of the natural cleavage sites for HCV protease revealed the presence of cysteine at P1 and serine at P1' and that these residues are strictly conserved in the NS4a/NS4b, NS4b/NS5a and NS5a/NS5b junctions. The NS3/NS4a junction contains a threonine at P1 and a serine at P1'. The Cys→Thr substitution at NS3/NS4a is postulated to account for the requirement of *cis* rather than *trans* processing at this junction. See, *e.g.*, Pizzi *et al.* (1994) Proc. Natl. Acad. Sci (USA) 91:888-892, Failla *et al.* (1996) Folding & Design 1:35-42. The NS3/NS4a cleavage site is also more tolerant of mutagenesis than the other sites. See, *e.g.*, Kollykhalov *et al.* (1994) J. Virol. 68:7525-7533. It has also been found that acidic residues in the region upstream of the cleavage site are required for efficient cleavage. See, *e.g.*, Komoda *et al.* (1994) J. Virol. 68:7351-7357.

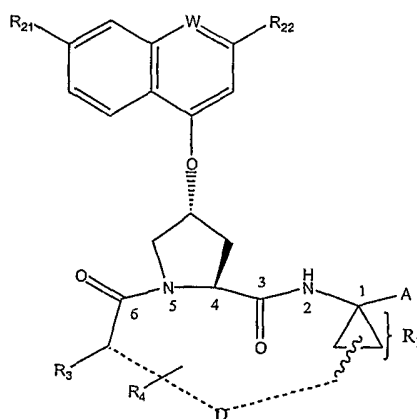
Inhibitors of HCV protease that have been reported include antioxidants (see, International Patent Application Publication No. WO 98/14181), certain peptides and peptide analogs (see, International Patent Application Publication No. WO 98/17679, Landro *et al.* (1997) Biochem. 36:9340-9348, Ingallinella *et al.* (1998) Biochem. 37:8906-8914, Llinàs-Brunet *et al.* (1998) Bioorg. Med. Chem. Lett. 8:1713-1718), inhibitors based on the 70-amino acid polypeptide eglin c (Martin *et al.* (1998) Biochem.

37:11459-11468, inhibitors affinity selected from human pancreatic secretory trypsin inhibitor (hPSTI-C3) and minibody repertoires (MBip) (Dimasi *et al.* (1997) *J. Virol.* 71:7461-7469), cV<sub>H</sub>E2 (a "camelized" variable domain antibody fragment) (Martin *et al.* (1997) *Protein Eng.* 10:607-614), and α1-  
 5 antichymotrypsin (ACT) (Elzouki *et al.*) (1997) *J. Hepat.* 27:42-28). A ribozyme designed to selectively destroy hepatitis C virus RNA has recently been disclosed (see, *BioWorld Today* 9(217): 4 (November 10, 1998)).

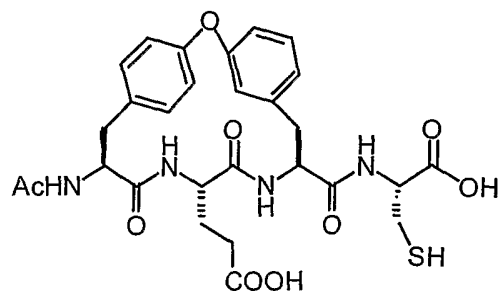
Reference is also made to the PCT Publications, No. WO 98/17679, published April 30, 1998 (Vertex Pharmaceuticals Incorporated); WO  
 10 98/22496, published May 28, 1998 (F. Hoffmann-La Roche AG); and WO 99/07734, published February 18, 1999 (Boehringer Ingelheim Canada Ltd.).

HCV has been implicated in cirrhosis of the liver and in induction of hepatocellular carcinoma. The prognosis for patients suffering from HCV infection is currently poor. HCV infection is more difficult to treat than other  
 15 forms of hepatitis due to the lack of immunity or remission associated with HCV infection. Current data indicates a less than 50% survival rate at four years post cirrhosis diagnosis. Patients diagnosed with localized resectable hepatocellular carcinoma have a five-year survival rate of 10-30%, whereas those with localized unresectable hepatocellular carcinoma have a five-year  
 20 survival rate of less than 1%.

Reference is made to WO 00/59929 (US 6,608,027, Assignee: Boehringer Ingelheim (Canada) Ltd.; Published October 12, 2000) which discloses peptide derivatives of the formula:



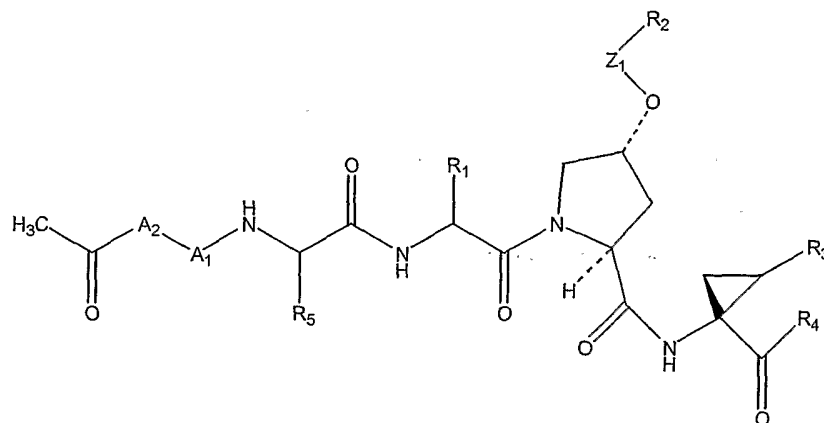
25 Reference is made to A. Marchetti *et al.*, *Synlett*, S1, 1000-1002 (1999) describing the synthesis of bicyclic analogs of an inhibitor of HCV NS3 protease. A compound disclosed therein has the formula:



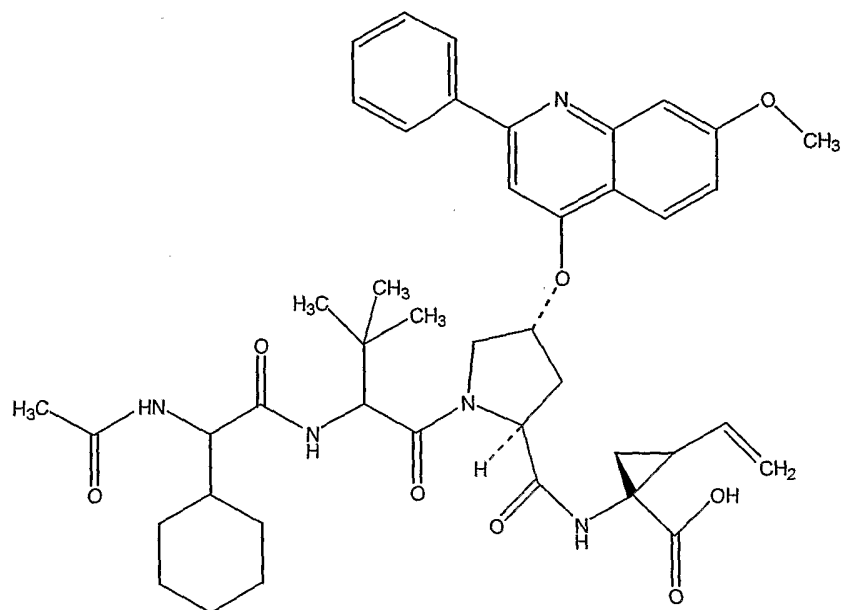
Reference is also made to W. Han *et al*, *Bioorganic & Medicinal Chem. Lett*, (2000) 10, 711-713, which describes the preparation of certain  $\alpha$ -ketoamides,  $\alpha$ -ketoesters and  $\alpha$ -diketones containing allyl and ethyl

5 functionalities.

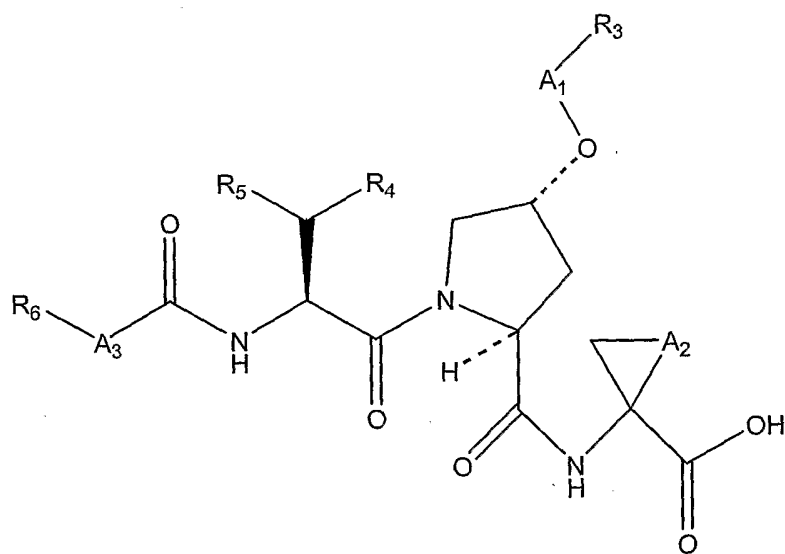
Reference is also made to WO 00/09558 (Assignee: Boehringer Ingelheim Limited; Published February 24, 2000) which discloses peptide derivatives of the formula:



10 where the various elements are defined therein. An illustrative compound of that series is:

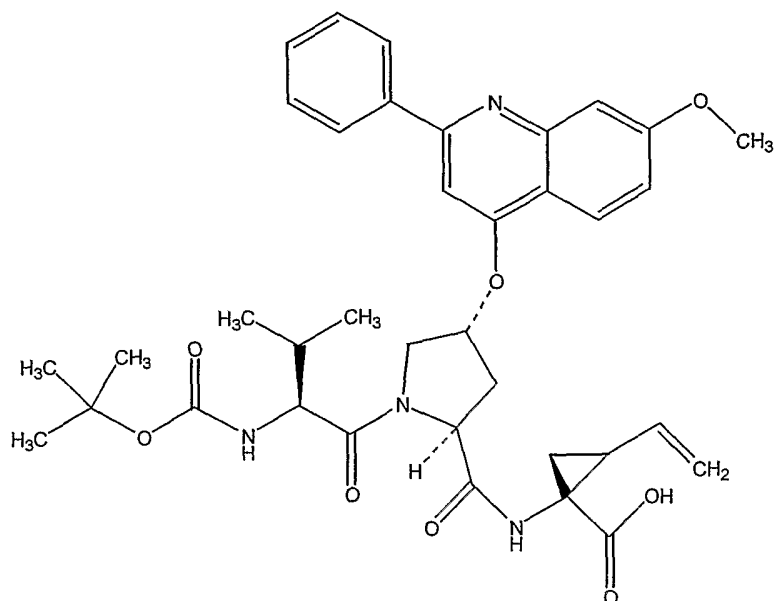


Reference is also made to WO 00/09543 (Assignee: Boehringer Ingelheim Limited; Published February 24, 2000) which discloses peptide derivatives of the formula:

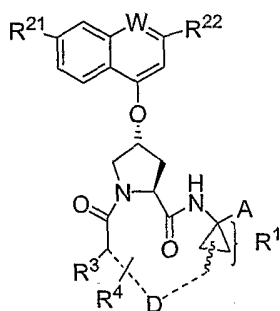


5

where the various elements are defined therein. An illustrative compound of that series is:



Reference is also made to U.S. 6,608,027 (Boehringer Ingelheim, Canada) which discloses NS3 protease inhibitors of the type:



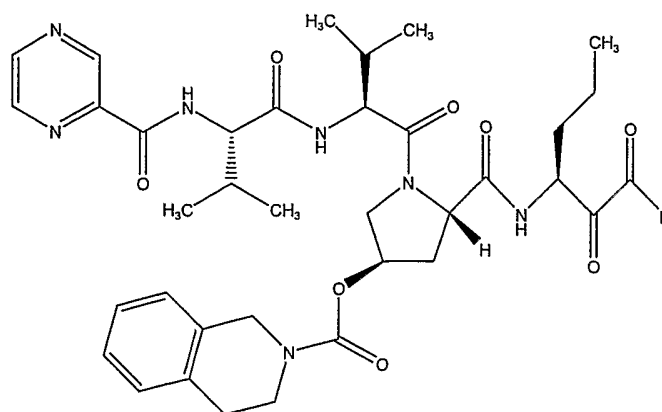
5 wherein the various moieties are defined therein.

Current therapies for hepatitis C include interferon- $\alpha$  (INF $\alpha$ ) and combination therapy with ribavirin and interferon. See, e.g., Beremguer et al. (1998) Proc. Assoc. Am. Physicians 110(2):98-112. These therapies suffer from a low sustained response rate and frequent side effects. See, e.g.,

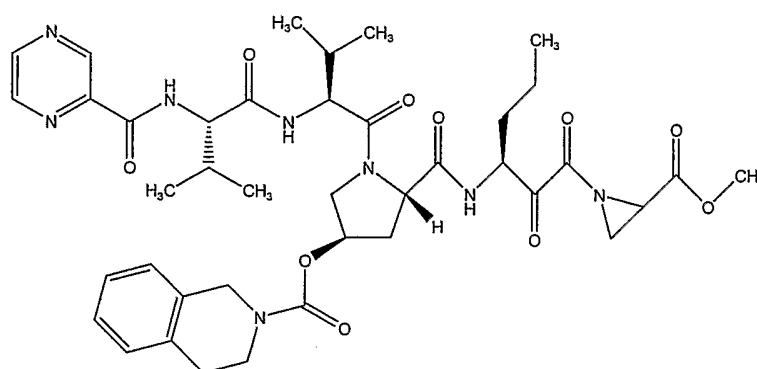
10 Hoofnagle et al. (1997) N. Engl. J. Med. 336:347. Currently, no vaccine is available for HCV infection.

Reference is further made to WO 01/74768 (Assignee: Vertex Pharmaceuticals Inc) published October 11, 2001, which discloses certain compounds of the following general formula (R is defined therein) as NS3-

15 serine protease inhibitors of Hepatitis C virus:



A specific compound disclosed in the afore-mentioned WO 01/74768 has the following formula:



5

PCT Publications WO 01/77113; WO 01/081325; WO 02/08198; WO 02/08256; WO 02/08187; WO 02/08244; WO 02/48172; WO 02/08251; and pending U.S. patent application, Serial No. 10/052,386, filed January 18, 2002, disclose various types of peptides and/or other compounds as NS-3  
 10 serine protease inhibitors of hepatitis C virus. The disclosures of those applications are incorporated herein by reference thereto.

There is a need for new treatments and therapies for HCV infection. There is a need for compounds useful in the treatment or prevention or amelioration of one or more symptoms of hepatitis C.

15 There is a need for methods of treatment or prevention or amelioration of one or more symptoms of hepatitis C.

There is a need for methods for modulating the activity of serine proteases, particularly the HCV NS3/NS4a serine protease, using the compounds provided herein.

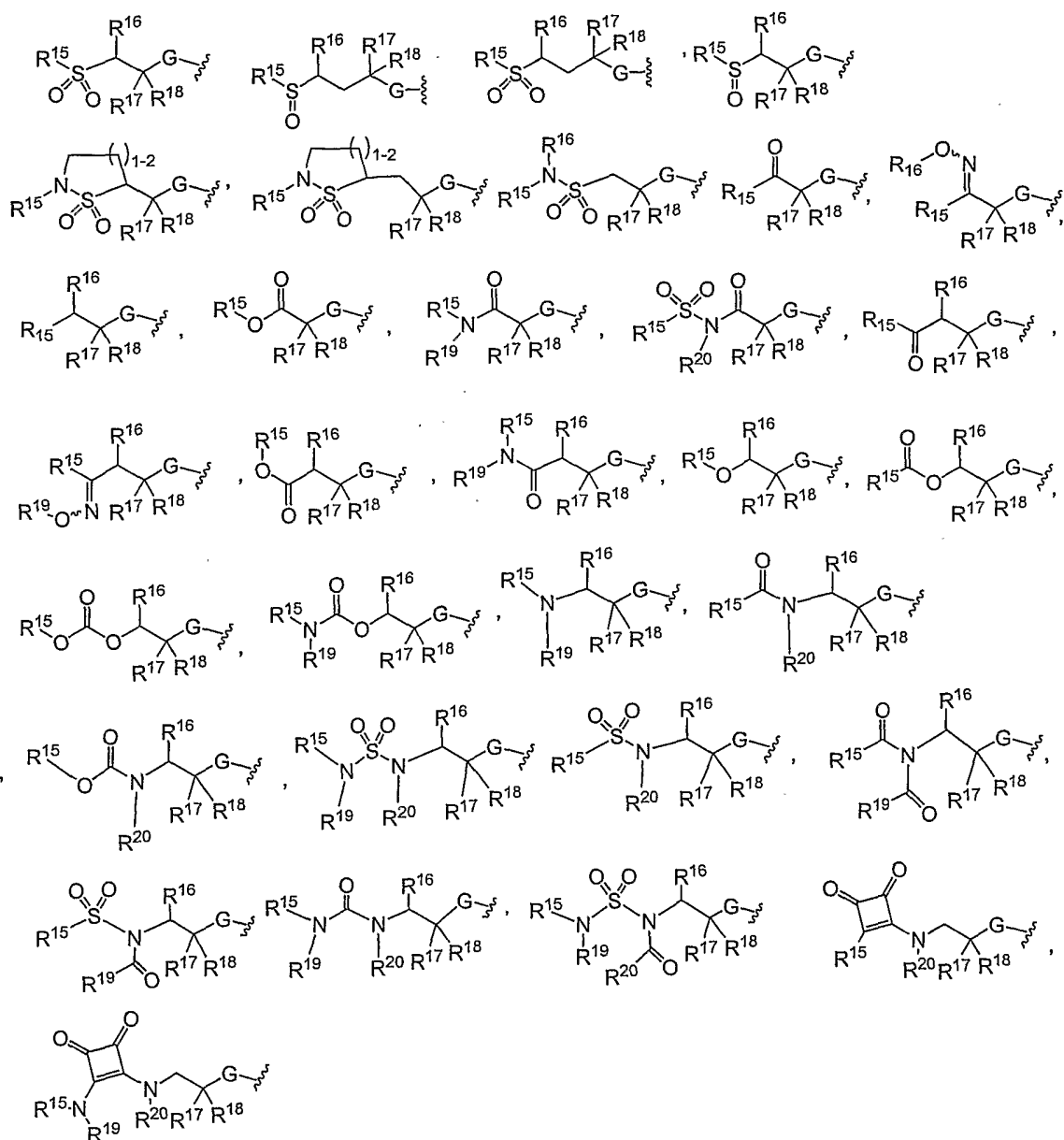
20 There is a need for methods of modulating the processing of the HCV polypeptide using the compounds provided herein.



$R^{10}$  in  $CHR^9R^{10}$  are connected to each other such that  $CHR^9R^{10}$  forms a four to eight-membered cycloalkyl;

$R^2$  and  $R^3$  can be the same or different, each being independently selected from the group consisting of H, alkyl, heteroalkyl, alkenyl, heteroalkenyl, alkynyl, heteroalkynyl, cycloalkyl, heterocyclyl, aryl, arylalkyl, heteroaryl, and heteroarylalkyl;

Y is selected from the following moieties:



10 wherein G is NH or O; and  $R^{15}$ ,  $R^{16}$ ,  $R^{17}$ ,  $R^{18}$ ,  $R^{19}$ ,  $R^{20}$ ,  $R^{21}$ ,  $R^{22}$ ,  $R^{23}$ ,  $R^{24}$  and  $R^{25}$  can be the same or different, each being independently selected

from the group consisting of H, alkyl, heteroalkyl, alkenyl, heteroalkenyl, alkynyl, heteroalkynyl, cycloalkyl, heterocyclyl, aryl, arylalkyl, heteroaryl, and heteroarylalkyl, or alternately (i) R<sup>17</sup> and R<sup>18</sup> are independently connected to each other to form a three to eight-membered cycloalkyl or heterocyclyl; (ii) 5 likewise independently R<sup>15</sup> and R<sup>19</sup> are connected to each other to form a four to eight-membered heterocyclyl; (iii) likewise independently R<sup>15</sup> and R<sup>16</sup> are connected to each other to form a four to eight-membered heterocyclyl; (iv) likewise independently R<sup>15</sup> and R<sup>20</sup> are connected to each other to form a four to eight-membered heterocyclyl; (v) likewise independently R<sup>22</sup> and R<sup>23</sup> are 10 connected to each other to form a three to eight-membered cycloalkyl or a four to eight-membered heterocyclyl; and (vi) likewise independently R<sup>24</sup> and R<sup>25</sup> are connected to each other to form a three to eight-membered cycloalkyl or a four to eight-membered heterocyclyl;

wherein each of said alkyl, aryl, heteroaryl, cycloalkyl or heterocyclyl can be 15 unsubstituted or optionally independently substituted with one or more moieties selected from the group consisting of hydroxy, alkoxy, aryloxy, thio, alkylthio, arylthio, amino, amido, alkylamino, arylamino, alkylsulfonyl, arylsulfonyl, sulfonamido, alkyl, aryl, heteroaryl, alkylsulfonamido, arylsulfonamido, keto, carboxy, carbalkoxy, carboxamido, 20 alkoxy-carbonylamino, alkoxy-carbonyloxy, alkylureido, arylureido, halo, cyano, and nitro.

In the above-noted definitions, preferred alkyl is made of one to ten carbon atoms, preferred alkenyl or alkynyl is made of two to ten carbon atoms, preferred cycloalkyl is made of three to eight carbon atoms, and 25 preferred heteroalkyl, heteroaryl or heterocycloalkyl (heterocyclyl) has one to six oxygen, nitrogen, sulfur, or phosphorus atoms.

The compounds represented by Formula I, by themselves or in combination with one or more other suitable agents disclosed herein, can be useful for treating diseases such as, for example, HCV, HIV, AIDS (Acquired 30 Immune Deficiency Syndrome), and related disorders, as well as for modulating the activity of hepatitis C virus (HCV) protease, preventing HCV, or ameliorating one or more symptoms of hepatitis C. Such modulation, treatment, prevention or amelioration can be done with the inventive

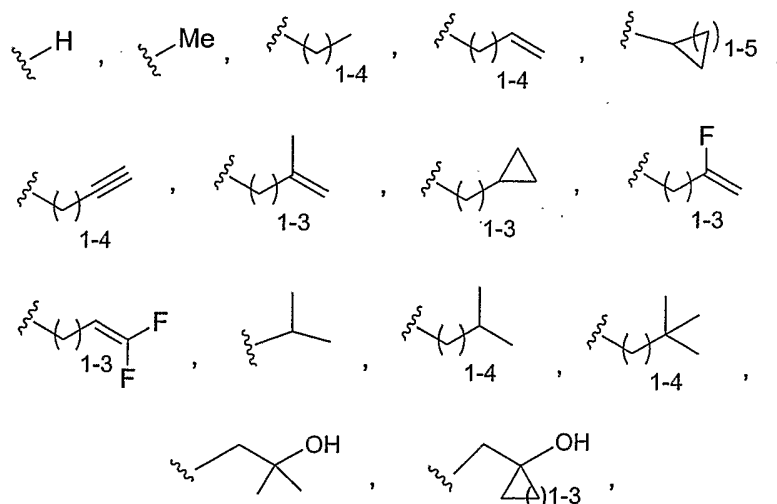
compounds as well as with pharmaceutical compositions or formulations comprising such compounds. Without being limited to theory, it is believed that the HCV protease may be the NS3 or NS4a protease. The inventive compounds can inhibit such protease. They can also modulate the processing of hepatitis C virus (HCV) polypeptide.

### Detailed Description

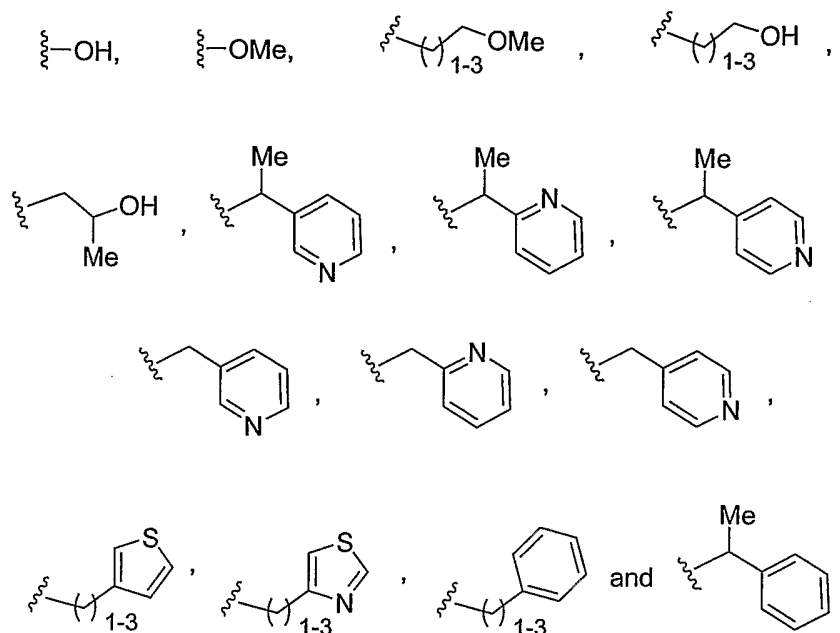
In an embodiment, the present invention discloses compounds which are represented by structural Formula 1 or a pharmaceutically acceptable salt, solvate or ester thereof, wherein the various moieties are as defined above.

10 In another embodiment,  $R^1$  is  $NR^9R^{10}$ , and  $R^9$  is H,  $R^{10}$  is H, or  $R^{14}$  wherein  $R^{14}$  is H, alkyl, aryl, heteroalkyl, heteroaryl, cycloalkyl, alkyl-aryl, alkyl-heteroaryl, aryl-alkyl, alkenyl, alkynyl or heteroaryl-alkyl.

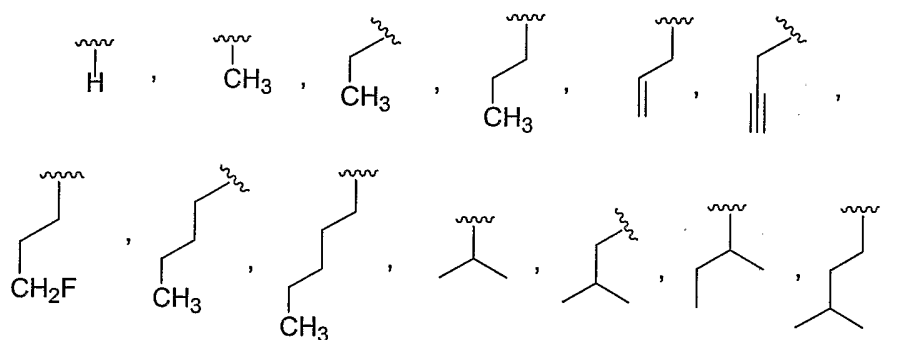
In another embodiment,  $R^{14}$  is selected from the group consisting of:



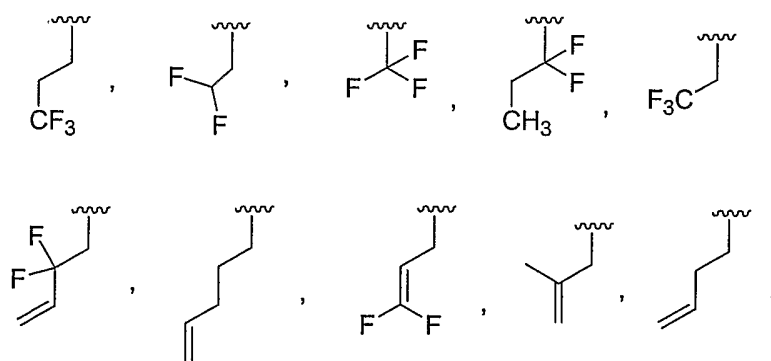
15

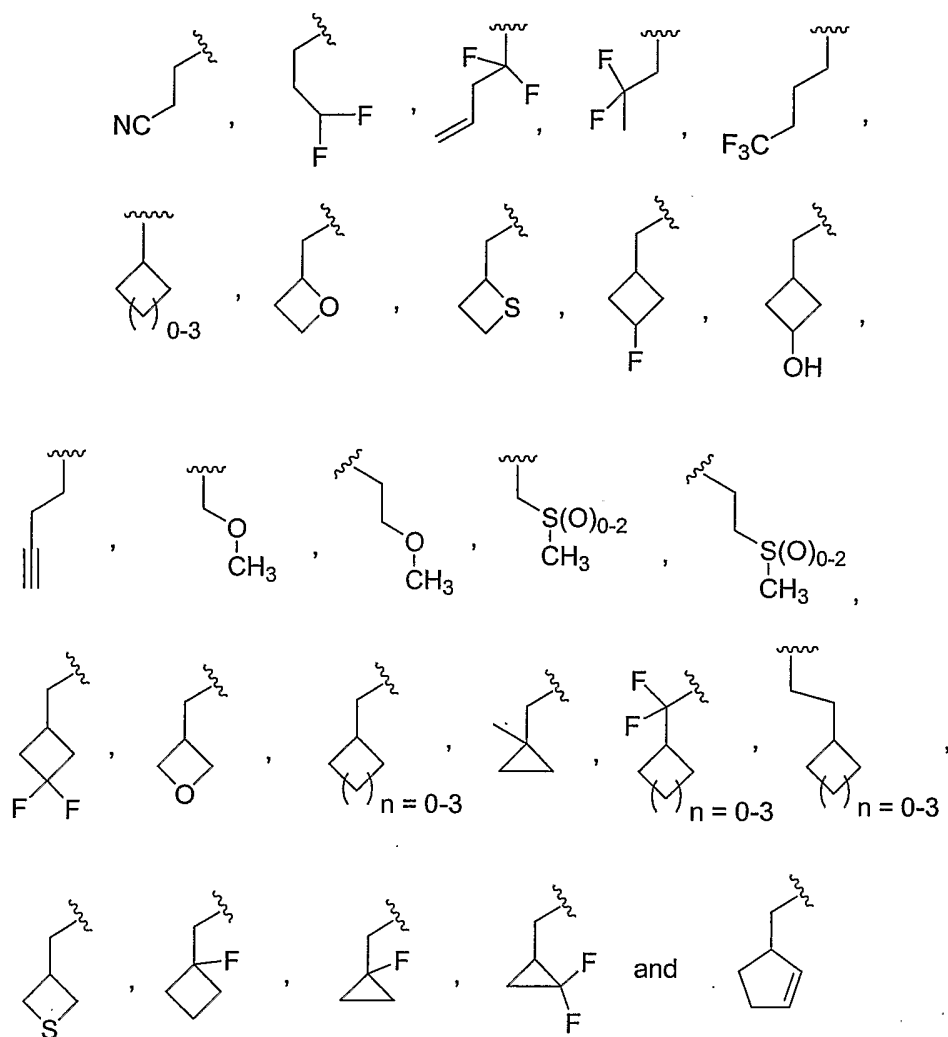


In another embodiment, R<sup>2</sup> is selected from the group consisting of the following moieties:

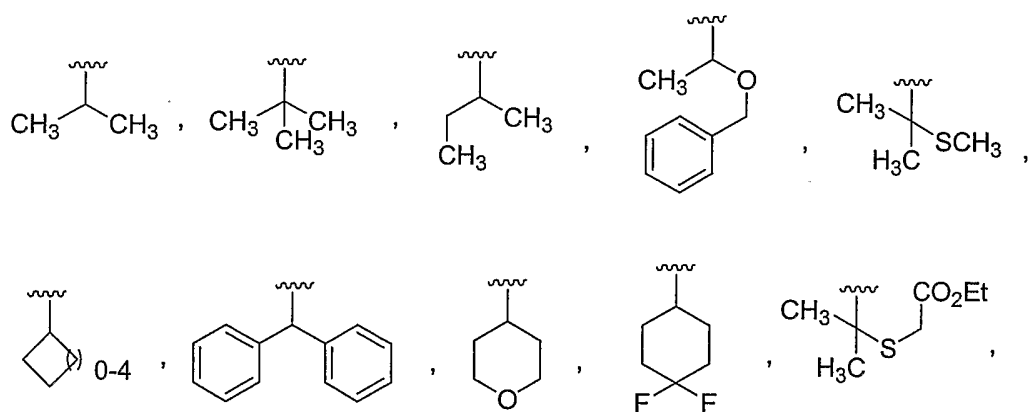


5

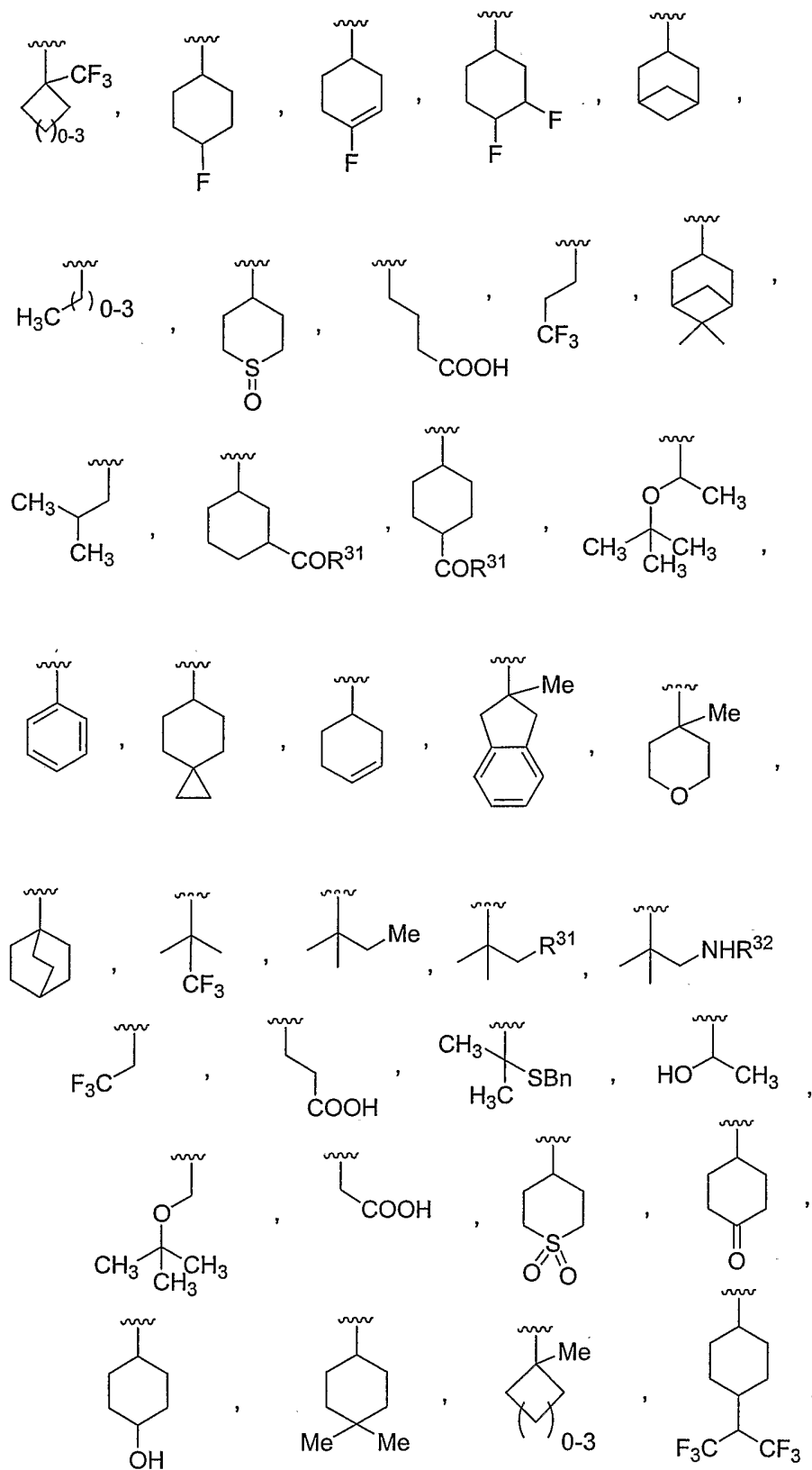


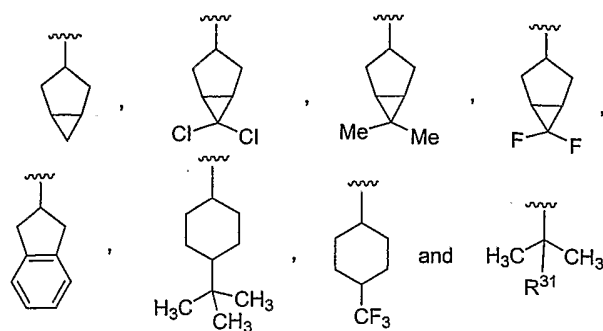


In a further embodiment, R<sup>3</sup> is selected from the group consisting of:



5

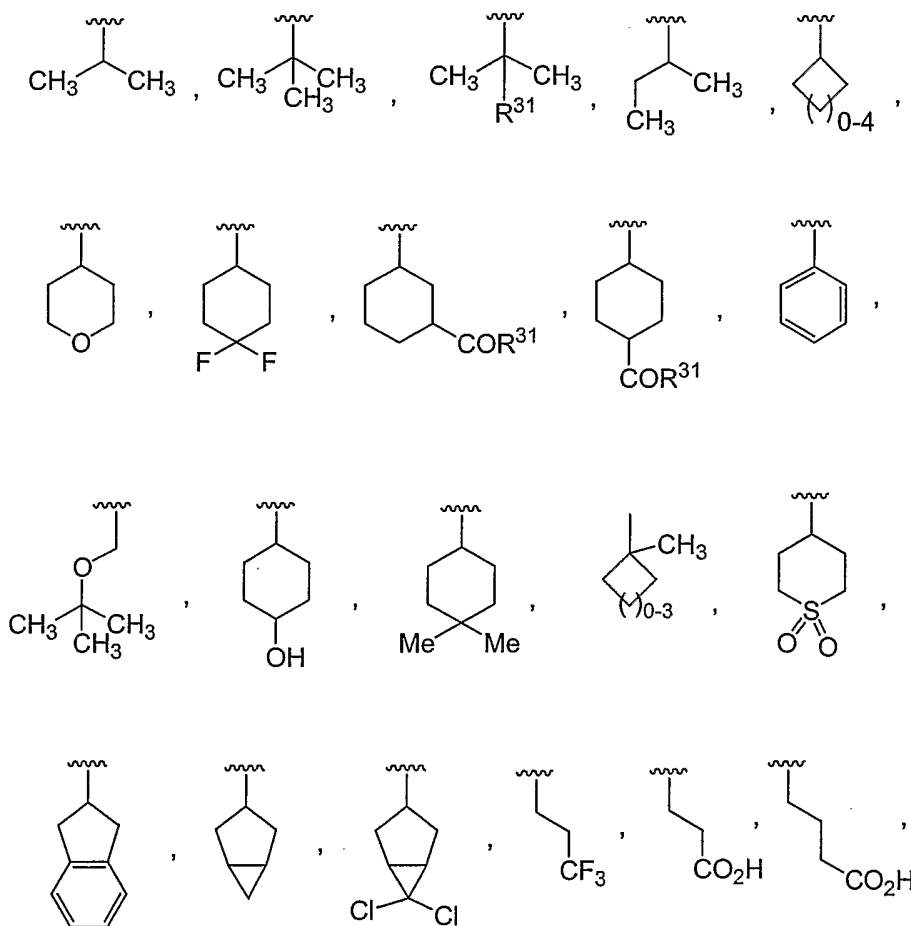


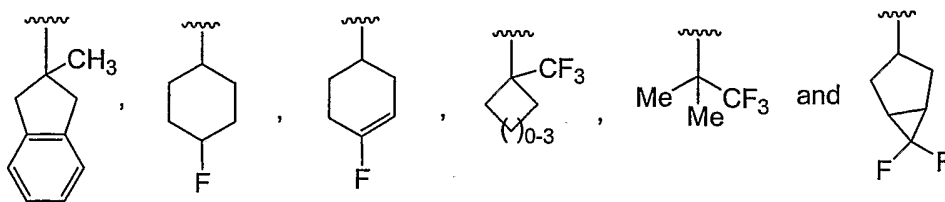


wherein  $R^{31}$  is OH or O-alkyl; and

$R^{32}$  is H, C(O)CH<sub>3</sub>, C(O)OtBu or C(O)N(H)tBu.

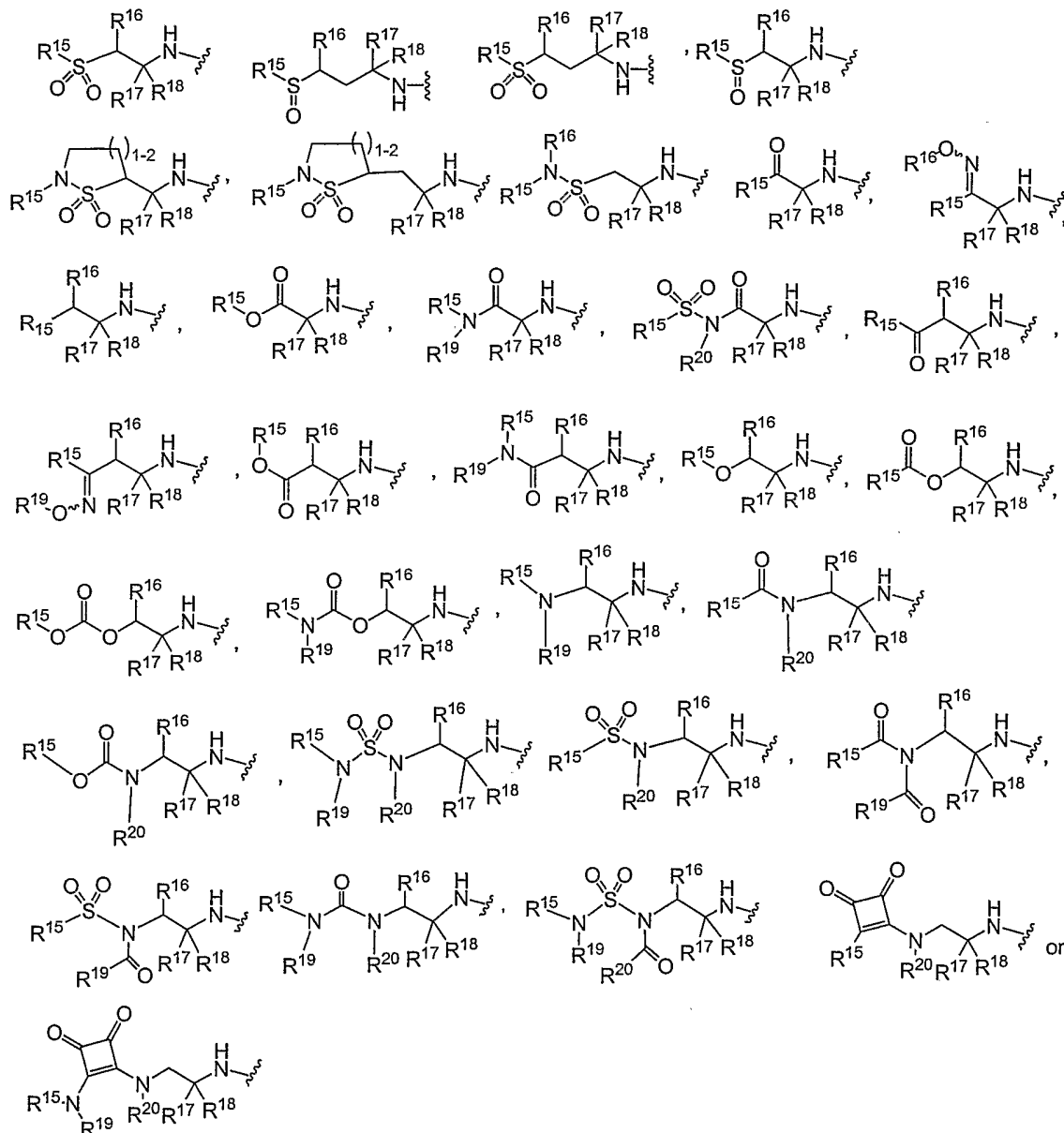
- 5 In an additional embodiment,  $R^3$  is selected from the group consisting of the following moieties:





In an yet another embodiment, G is NH.

In a further embodiment, Y is selected from the following moieties:



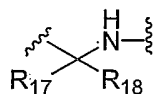
5

wherein R<sup>15</sup>, R<sup>16</sup>, R<sup>17</sup>, R<sup>18</sup>, R<sup>19</sup>, R<sup>20</sup>, R<sup>21</sup>, R<sup>22</sup>, R<sup>23</sup>, R<sup>24</sup>, and R<sup>25</sup> each being independently selected from the group consisting of H, alkyl, heteroalkyl, alkenyl, heteroalkenyl, alkynyl, heteroalkynyl, cycloalkyl, heterocyclyl, aryl, arylalkyl, heteroaryl, and heteroarylalkyl, or alternately (i)

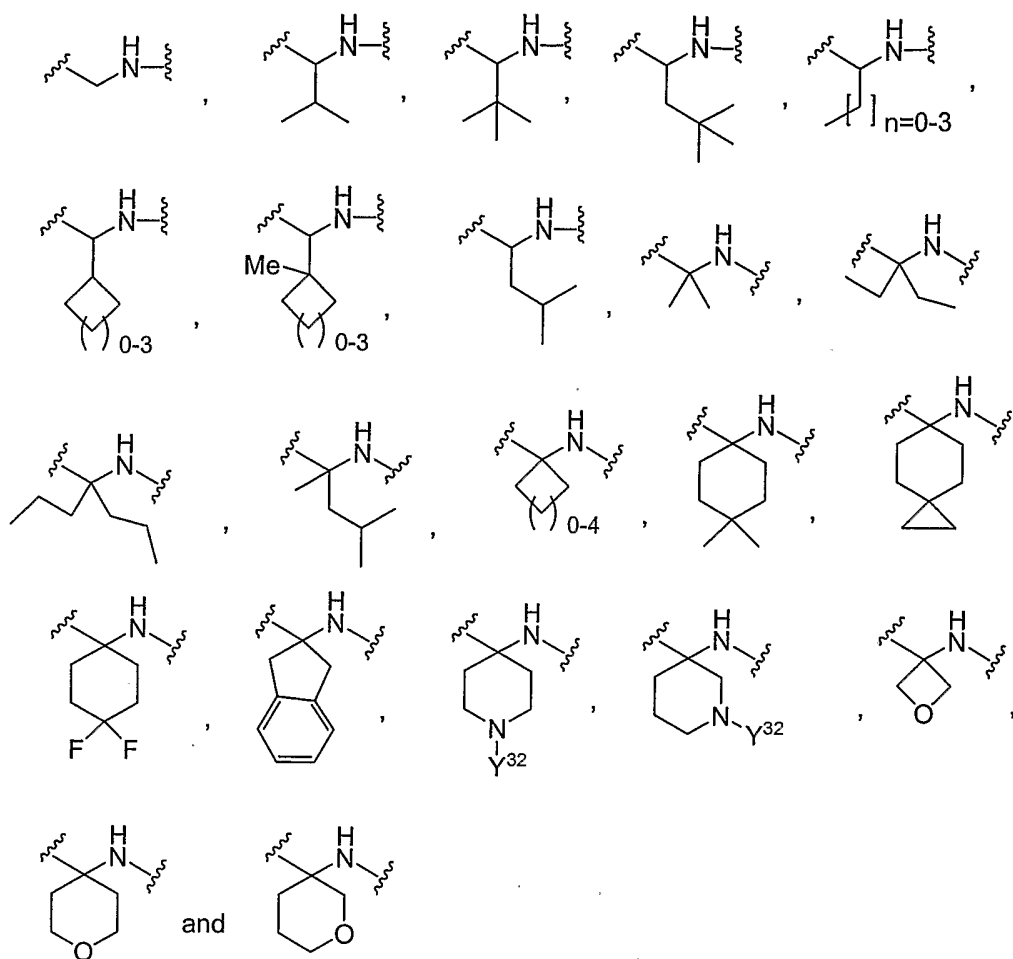
R<sup>17</sup> and R<sup>18</sup> are independently connected to each other to form a three to eight-membered cycloalkyl or heterocyclyl; (ii) likewise independently R<sup>15</sup> and R<sup>19</sup> are connected to each other to form a four to eight-membered heterocyclyl; (iii) likewise independently R<sup>15</sup> and R<sup>16</sup> are connected to each other to form a four to eight-membered heterocyclyl; and (iv) likewise independently R<sup>15</sup> and R<sup>20</sup> are connected to each other to form a four to eight-membered heterocyclyl;

wherein each of said alkyl, aryl, heteroaryl, cycloalkyl or heterocyclyl can be unsubstituted or optionally independently substituted with one or more moieties selected from the group consisting of: hydroxy, alkoxy, aryloxy, thio, alkylthio, arylthio, amino, amido, alkylamino, arylamino, alkylsulfonyl, arylsulfonyl, sulfonamido, alkyl, aryl, heteroaryl, alkylsulfonamido, arylsulfonamido, keto, carboxy, carbalkoxy, carboxamido, alkoxy-carbonylamino, alkoxy-carbonyloxy, alkylureido, arylureido, halo, cyano, and nitro.

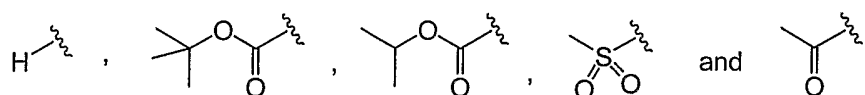
In a still additional embodiment, the moiety:



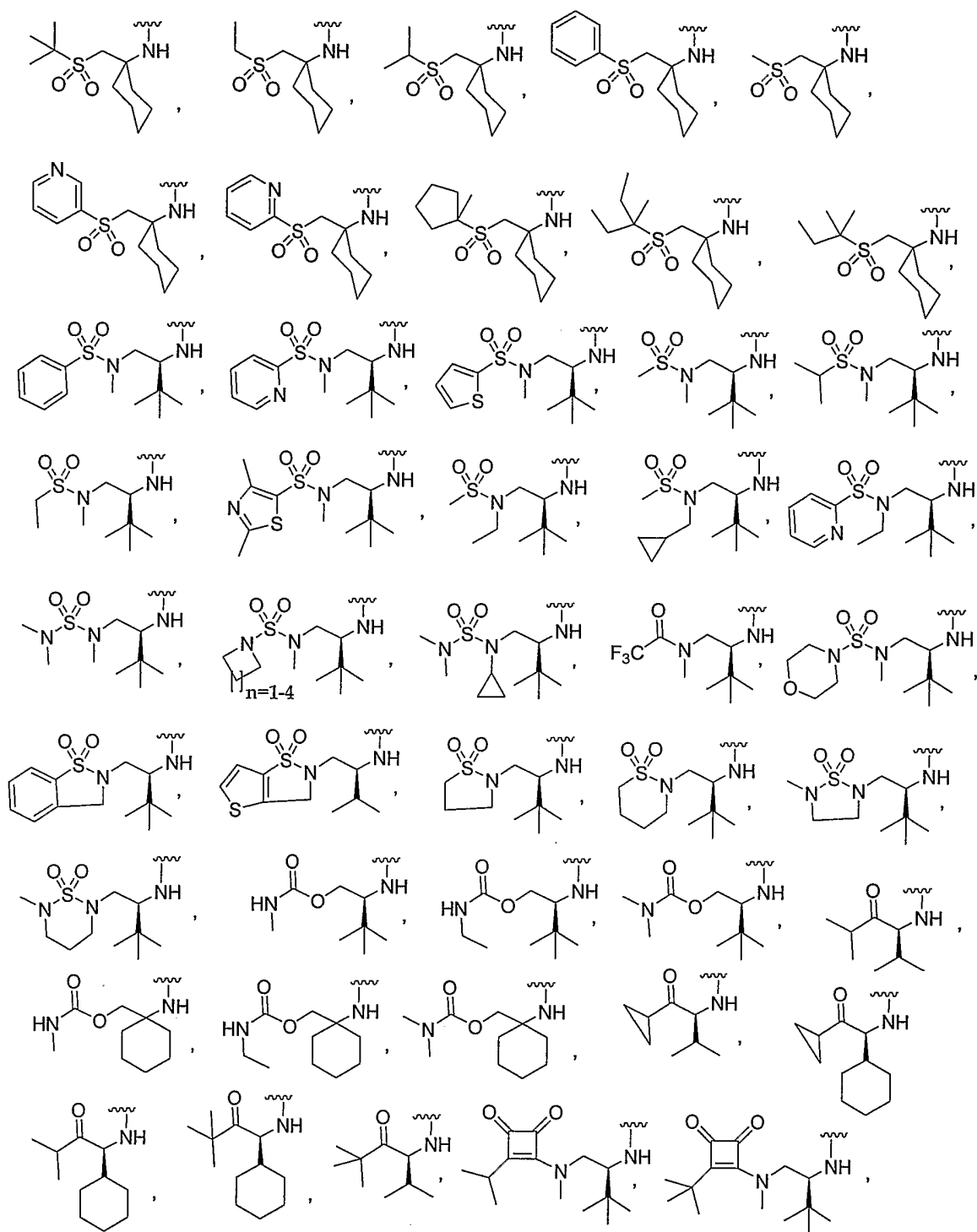
is selected from the following:

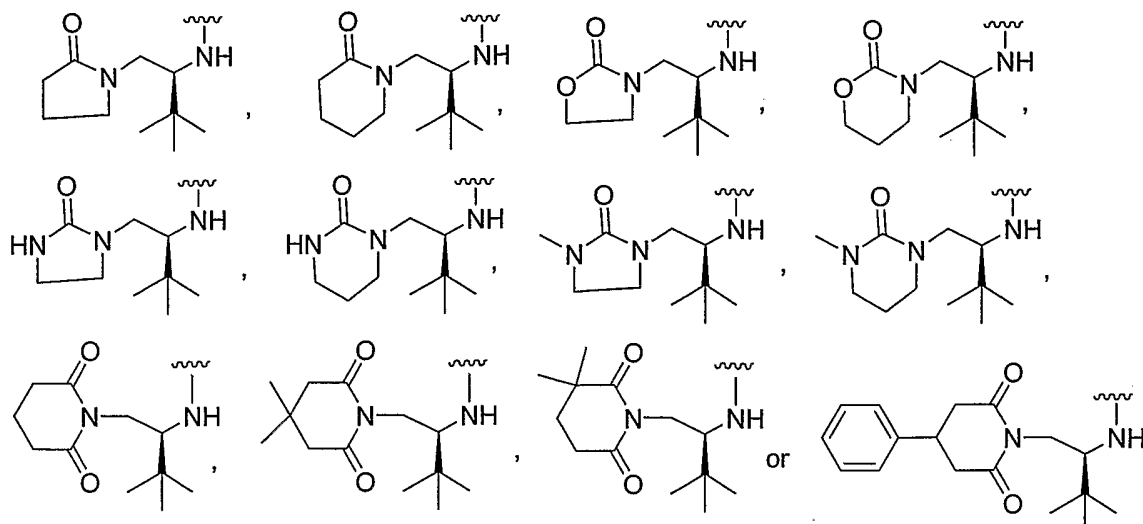


wherein Y<sup>32</sup> is selected from the group consisting of:

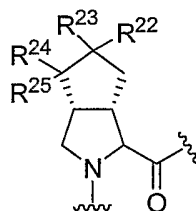


5 In a further embodiment, Y is selected from:

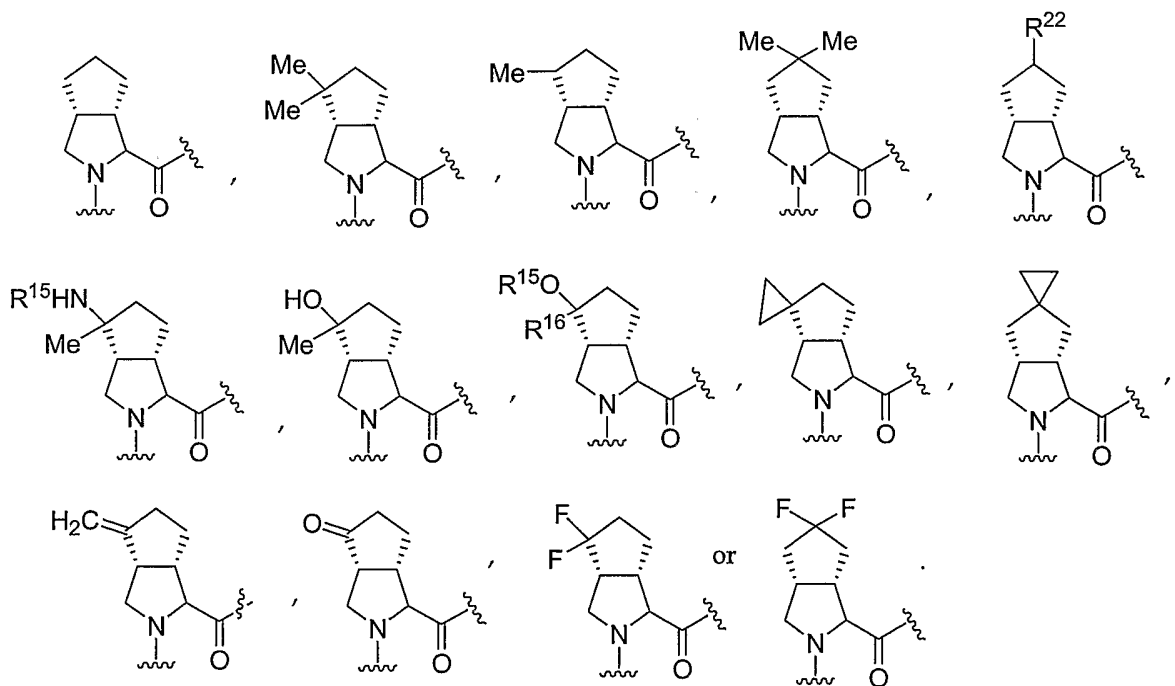




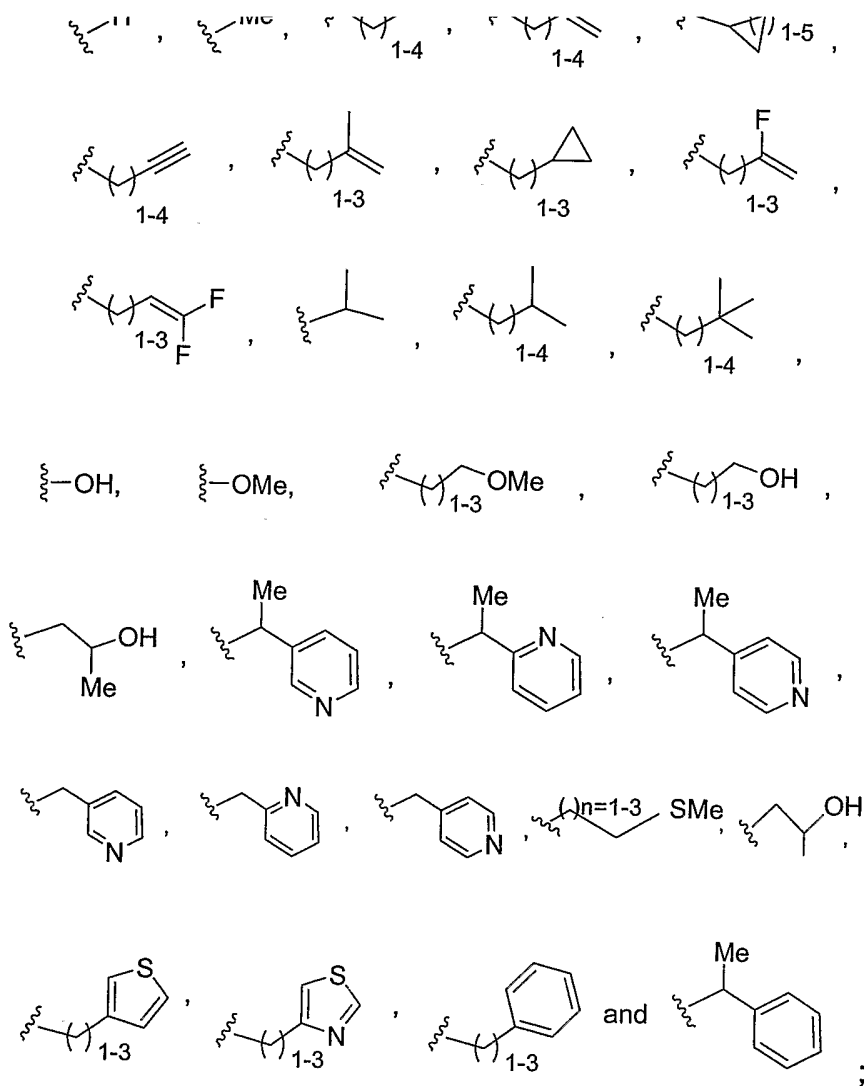
In an additional embodiment, the moiety:



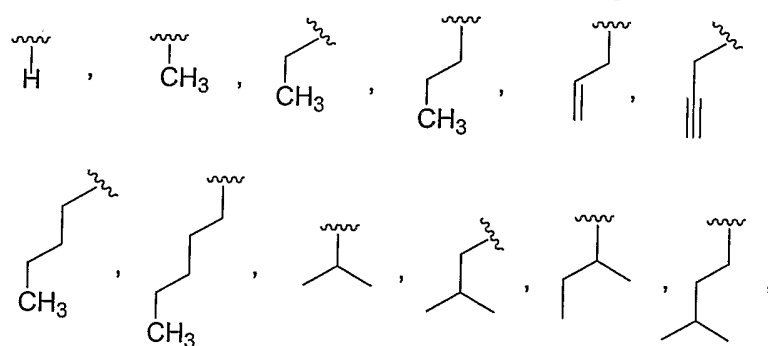
5 is selected from the following structures:

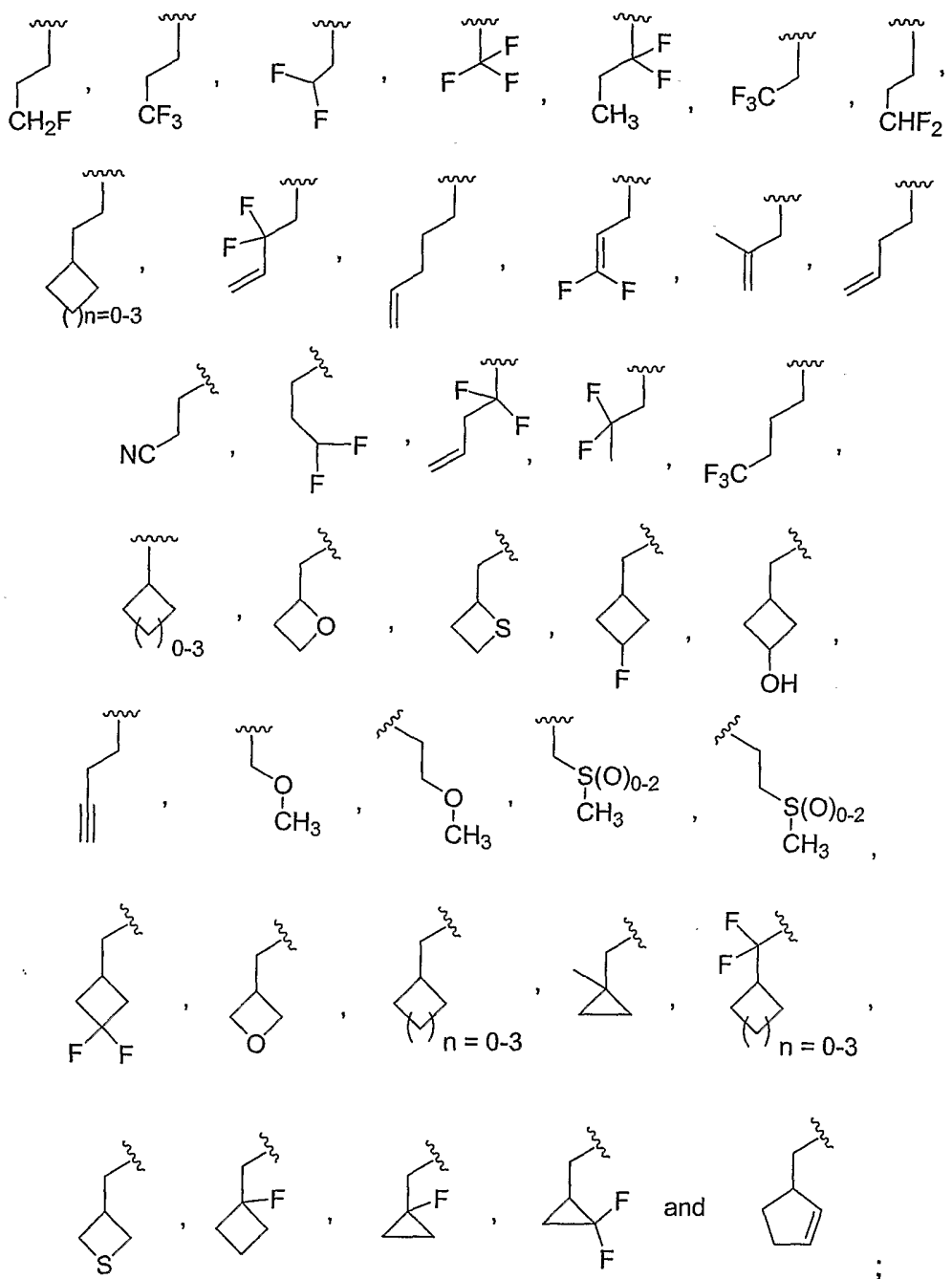


In a still additional embodiment,  $R^1$  is  $NHR^{14}$ , where  $R^{14}$  is selected from the group consisting of:

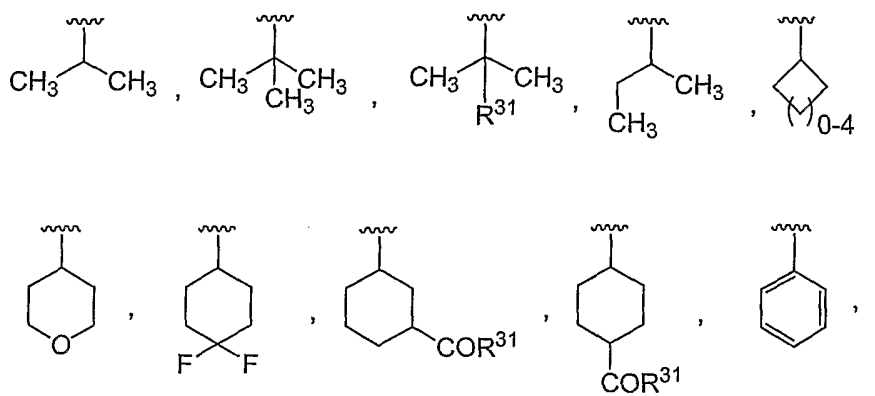


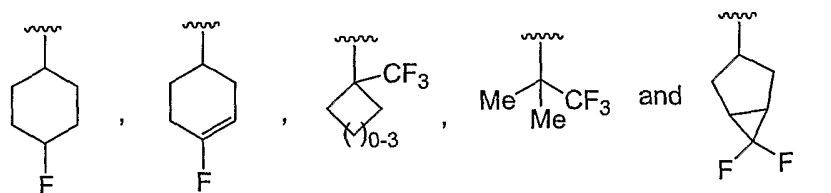
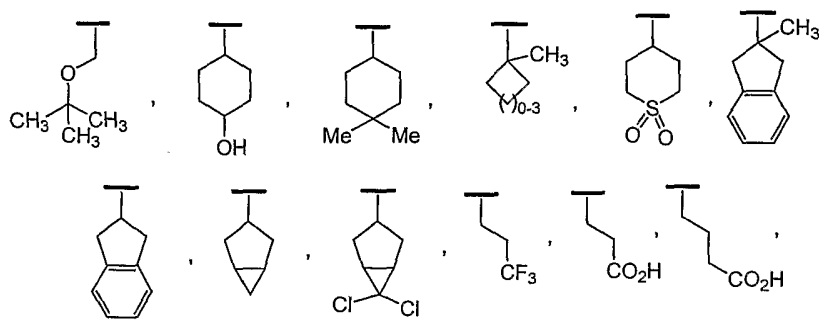
R<sup>2</sup> is selected from the group consisting of the following moieties:



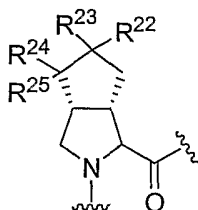


R<sup>3</sup> is selected from the group consisting of the following moieties:

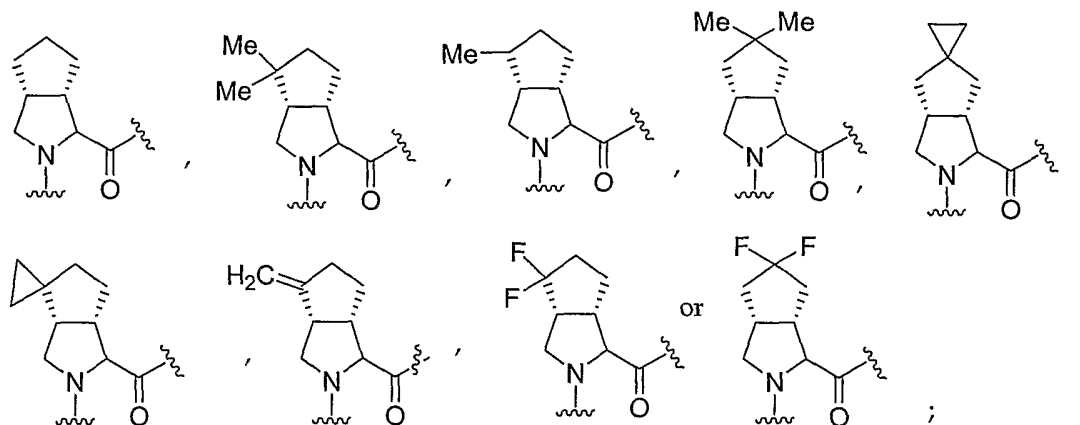




5 the moiety:

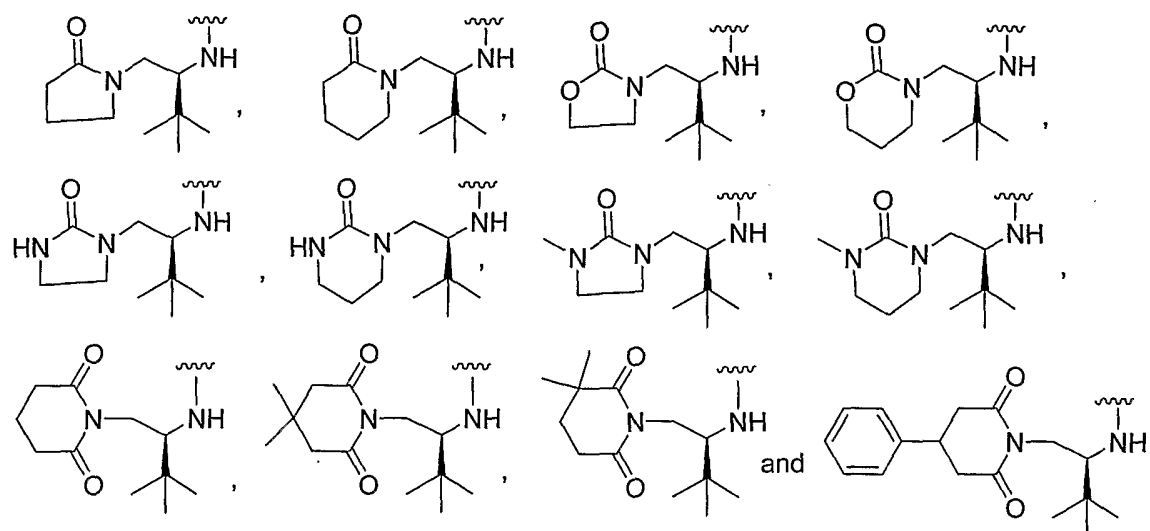


is selected from



10 and Y is selected from:

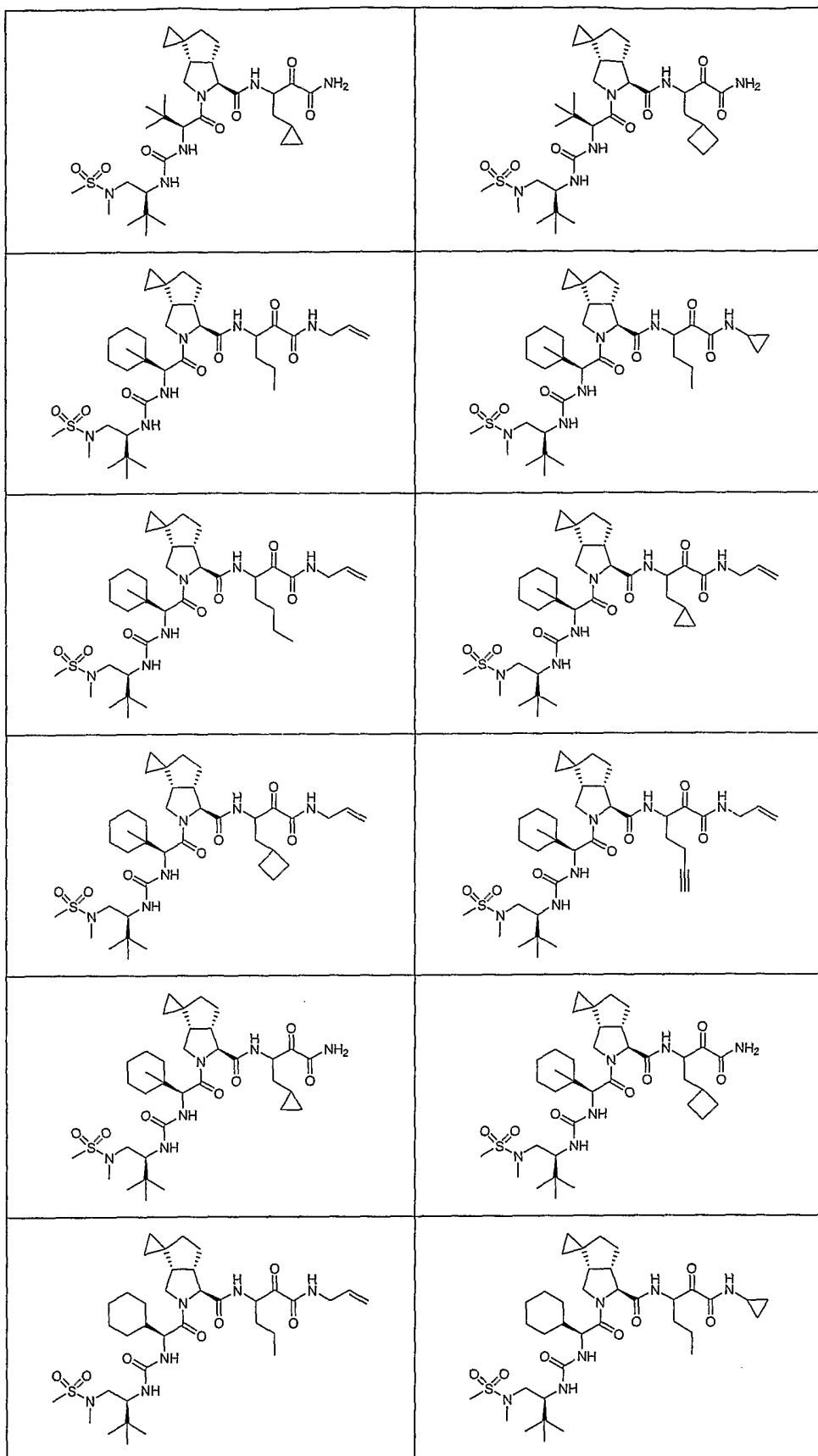


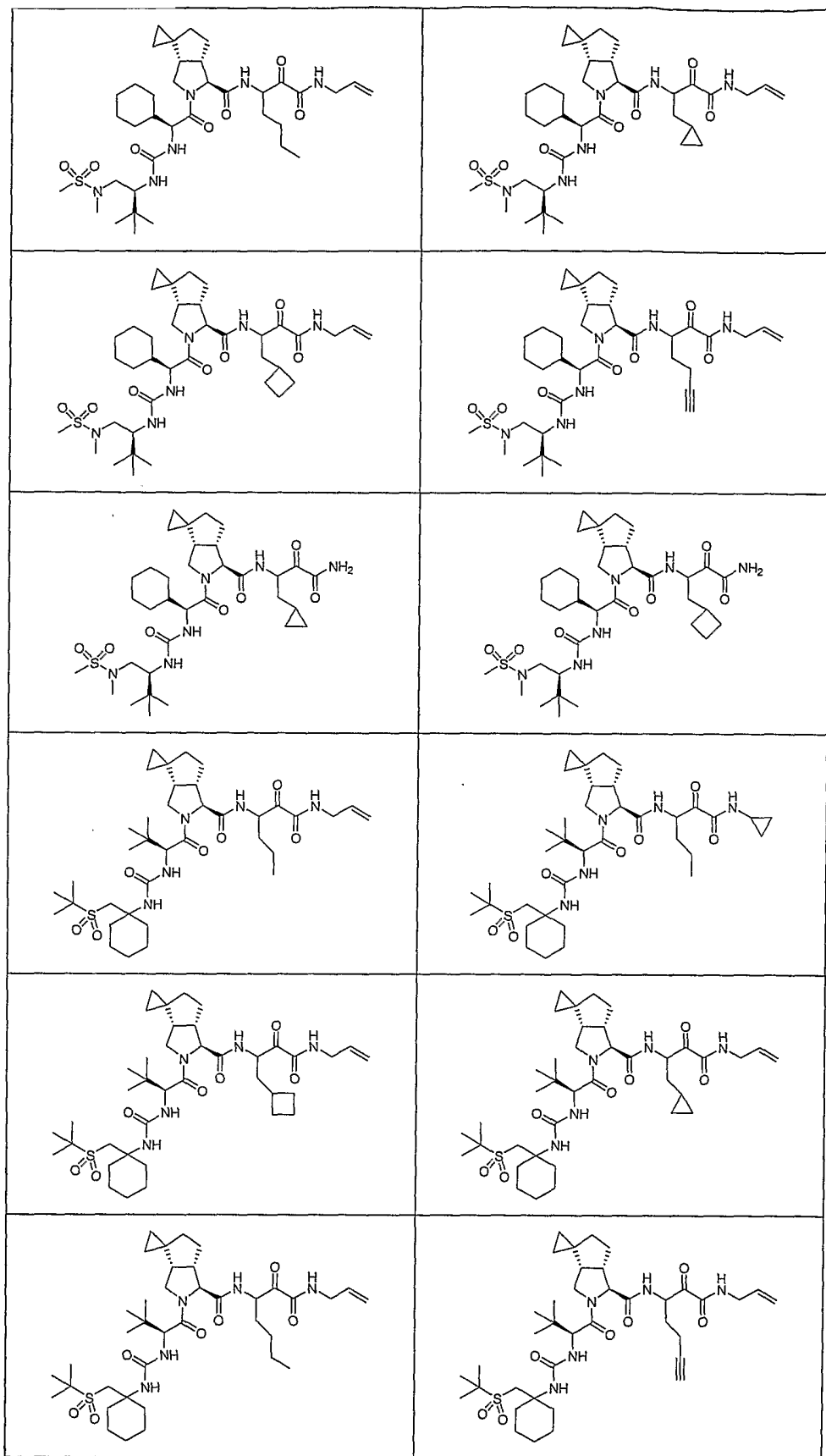


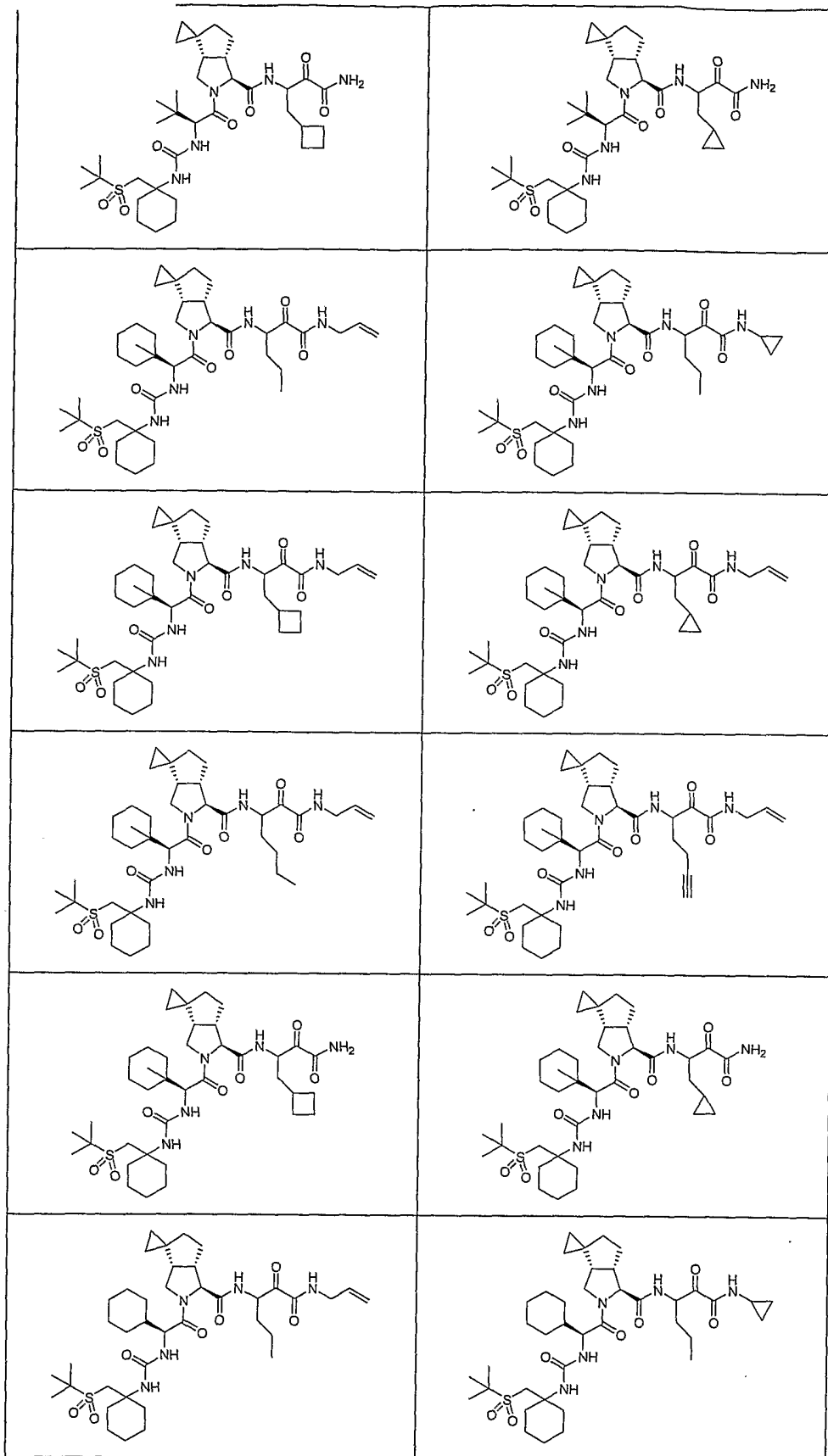
Yet another embodiment of the invention discloses compounds shown in **Table 1**.

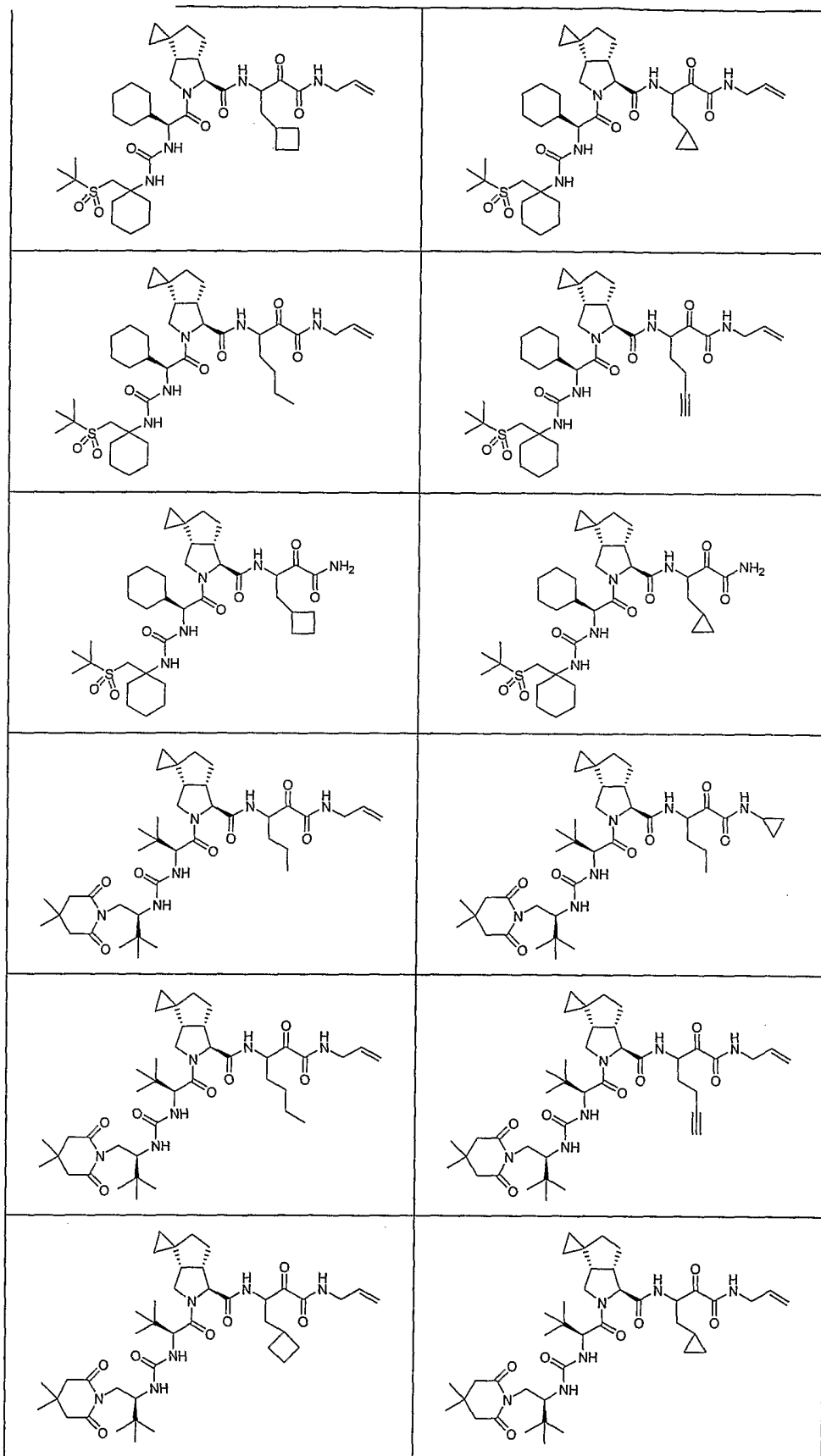
5

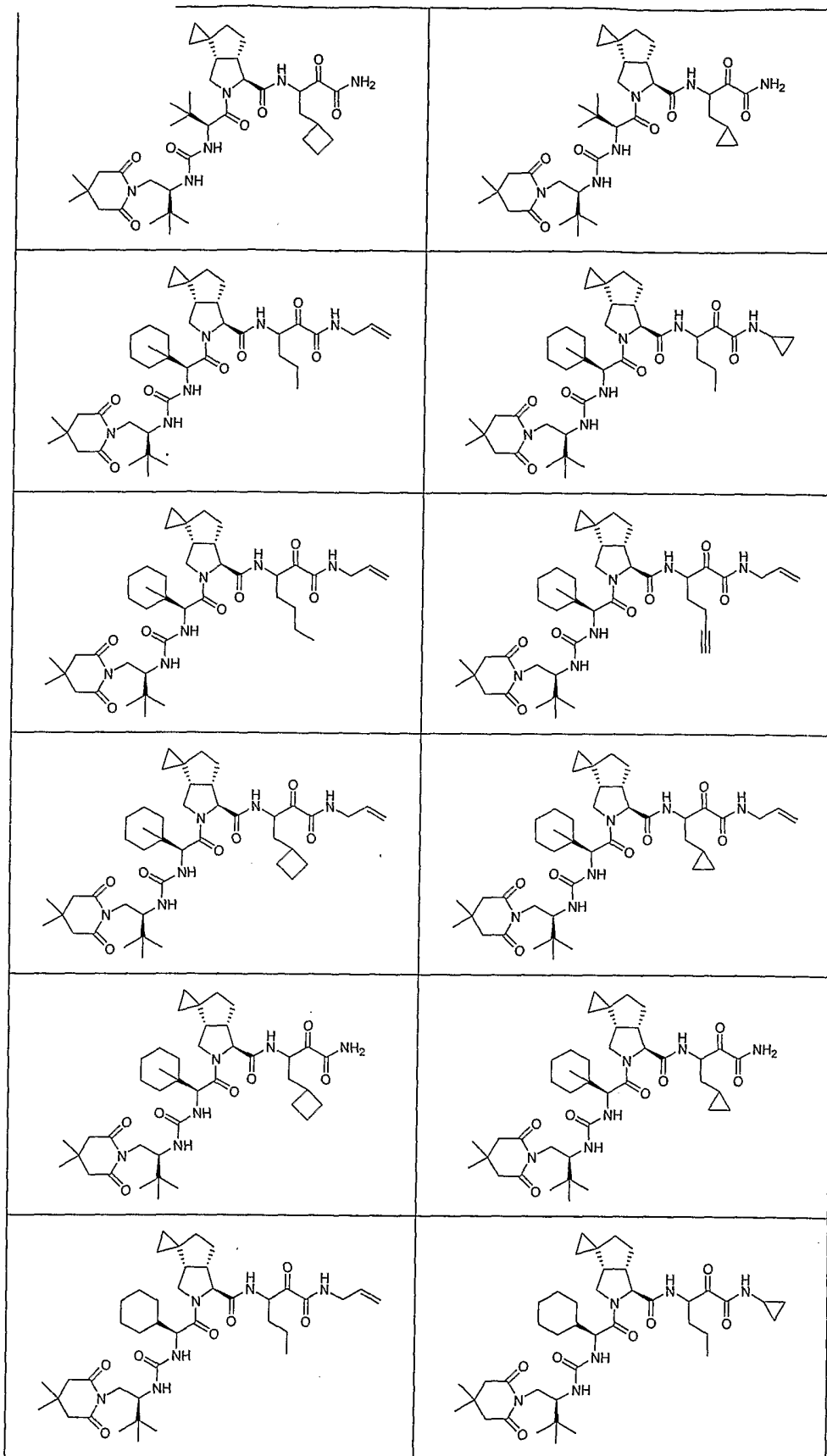
**Table 1**

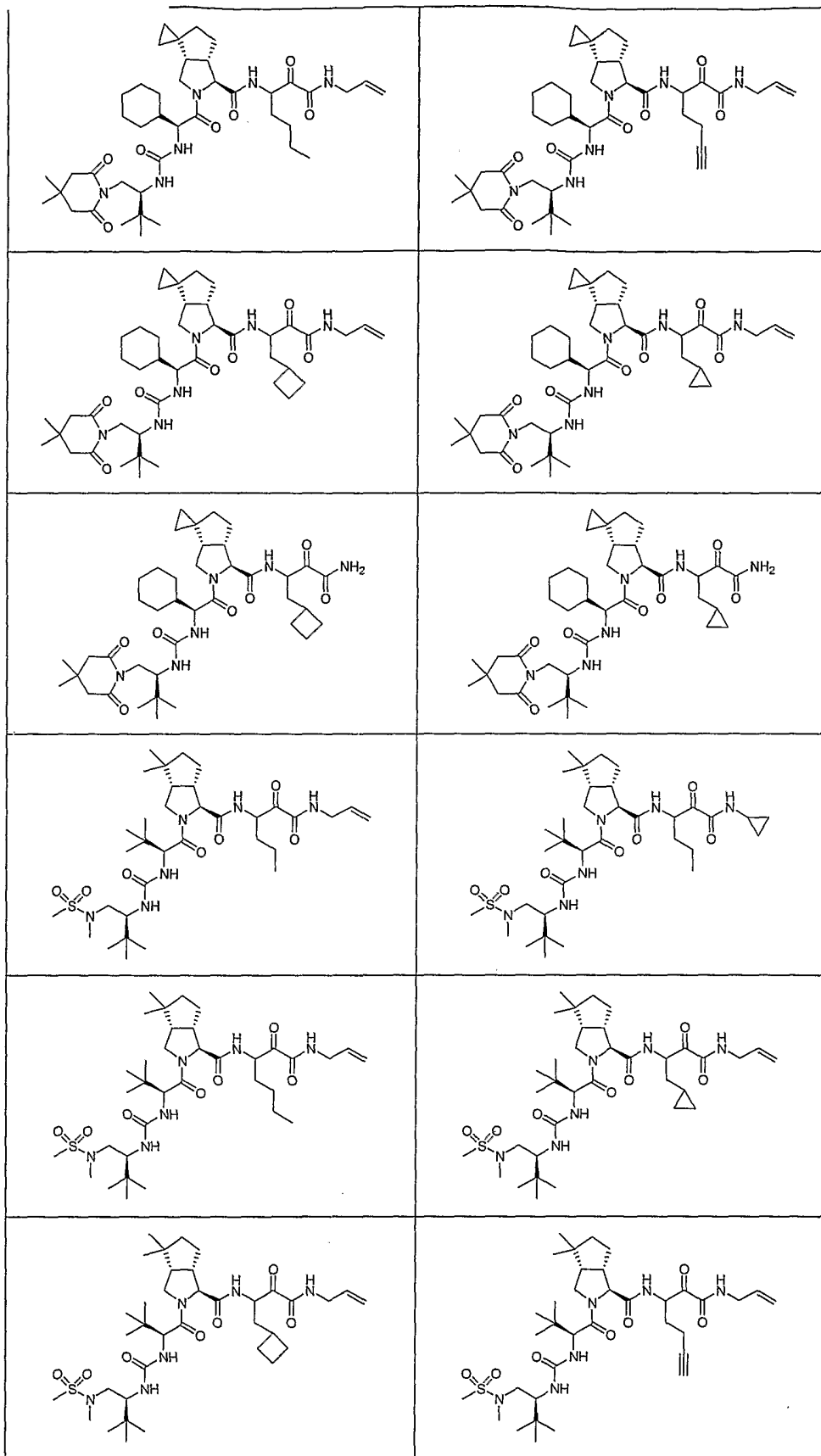



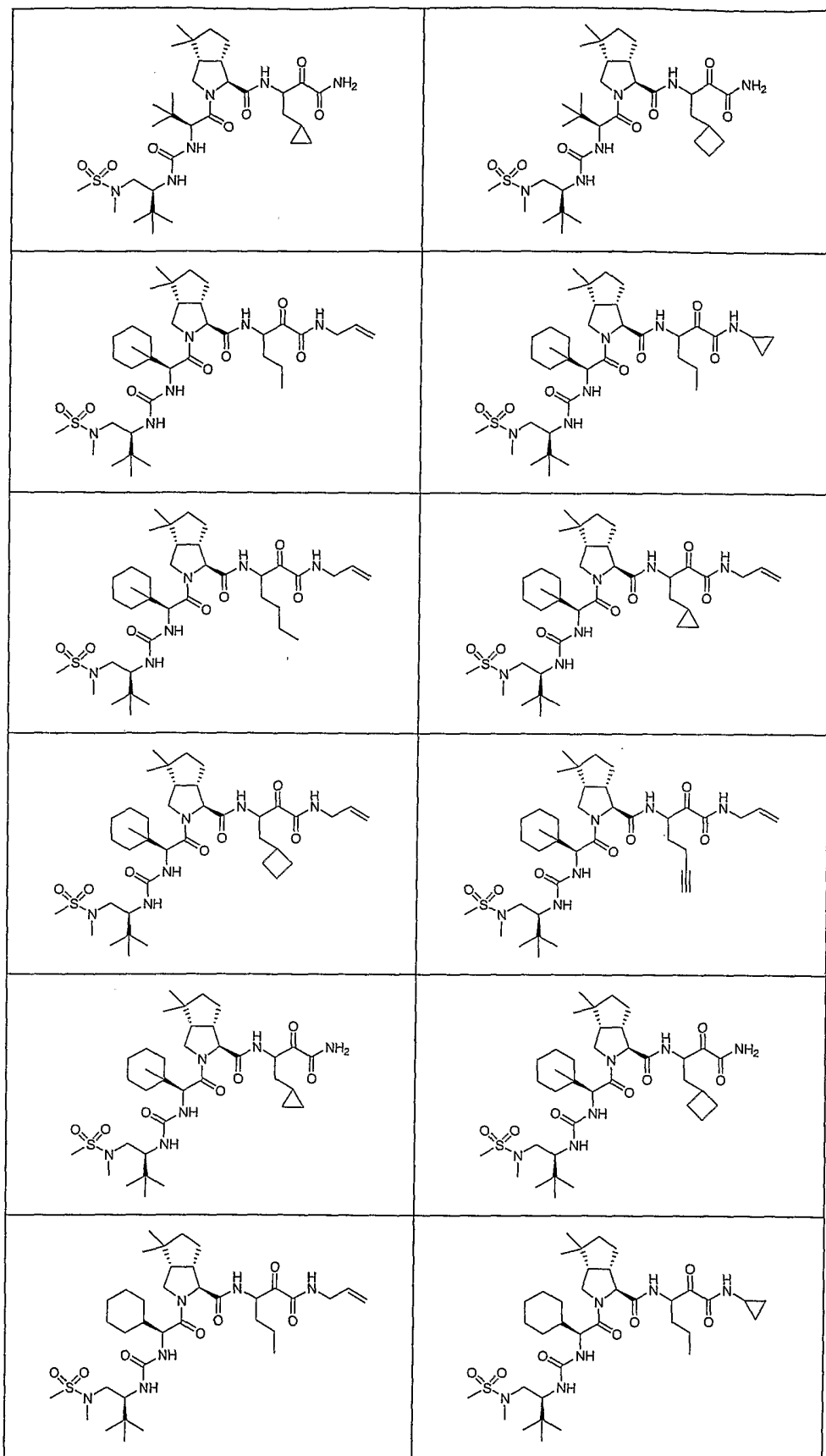


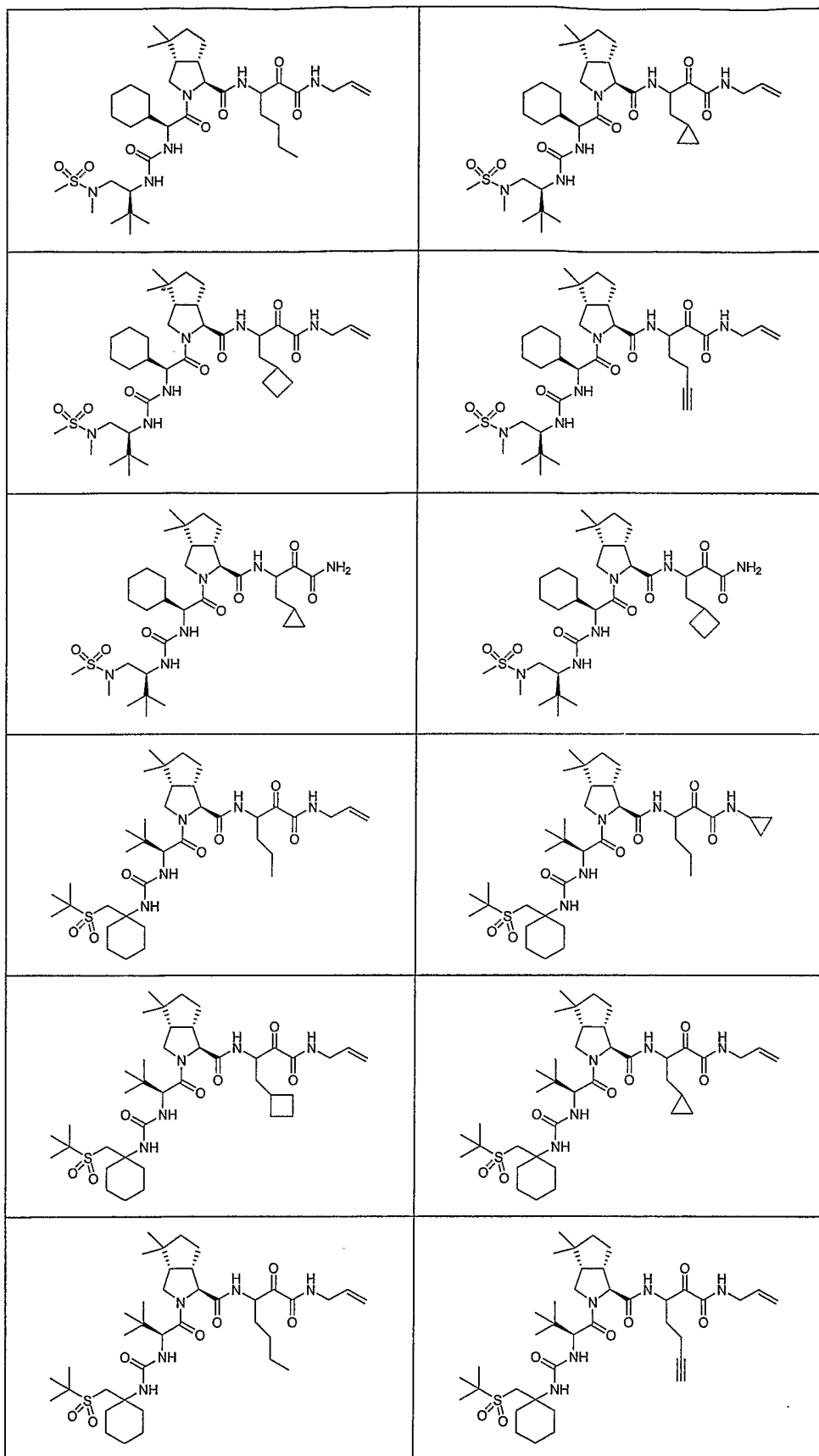


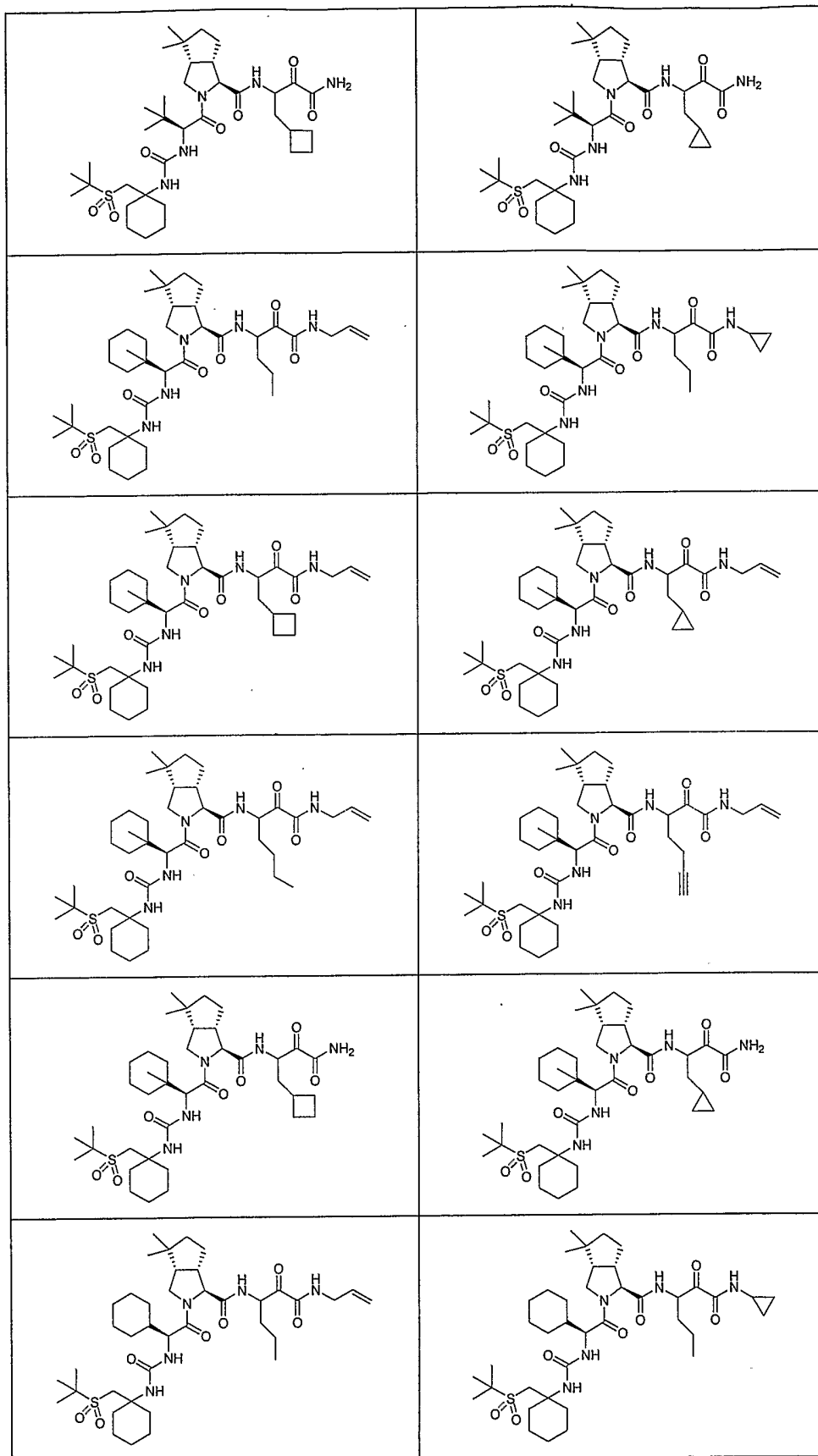


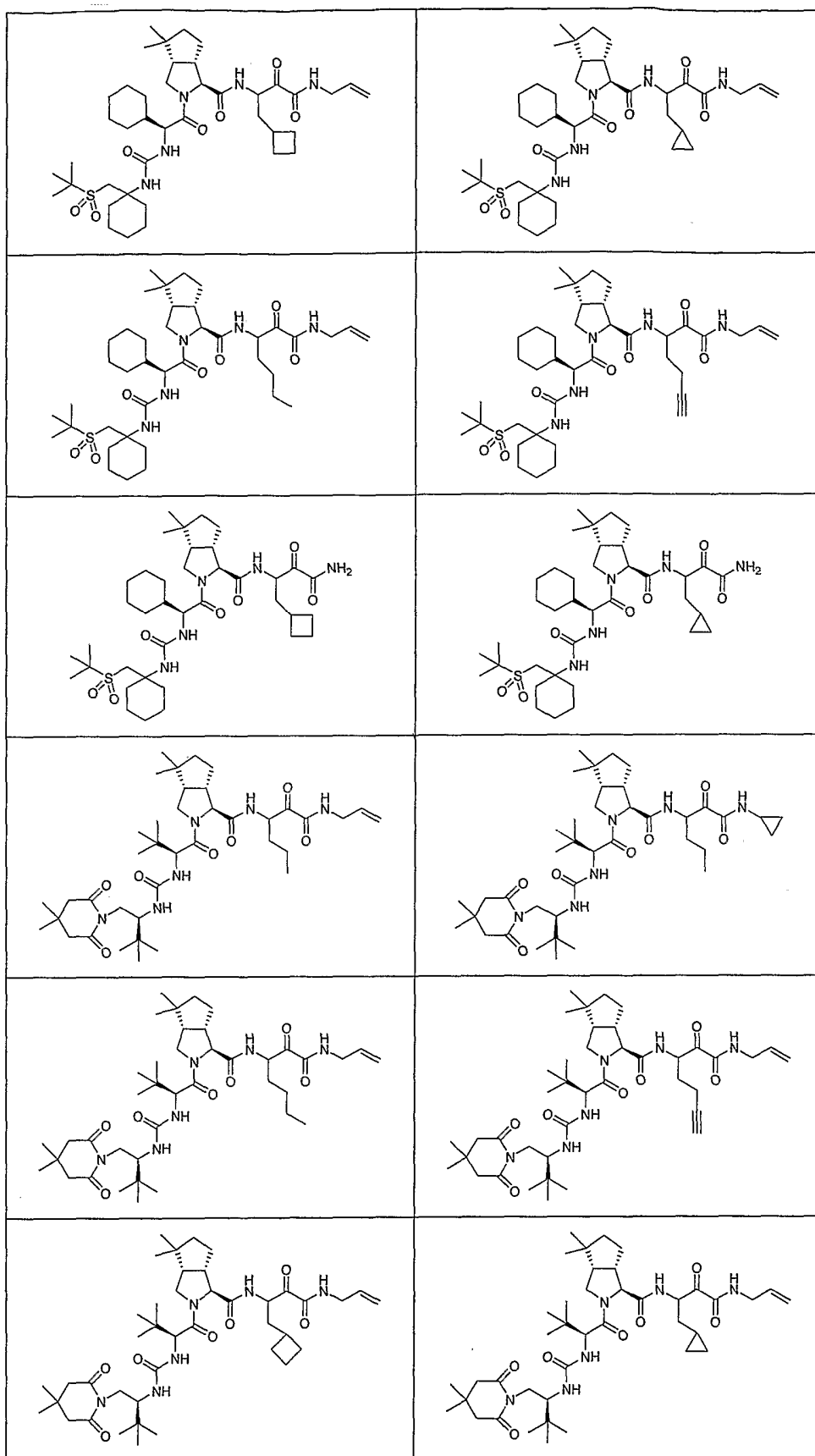


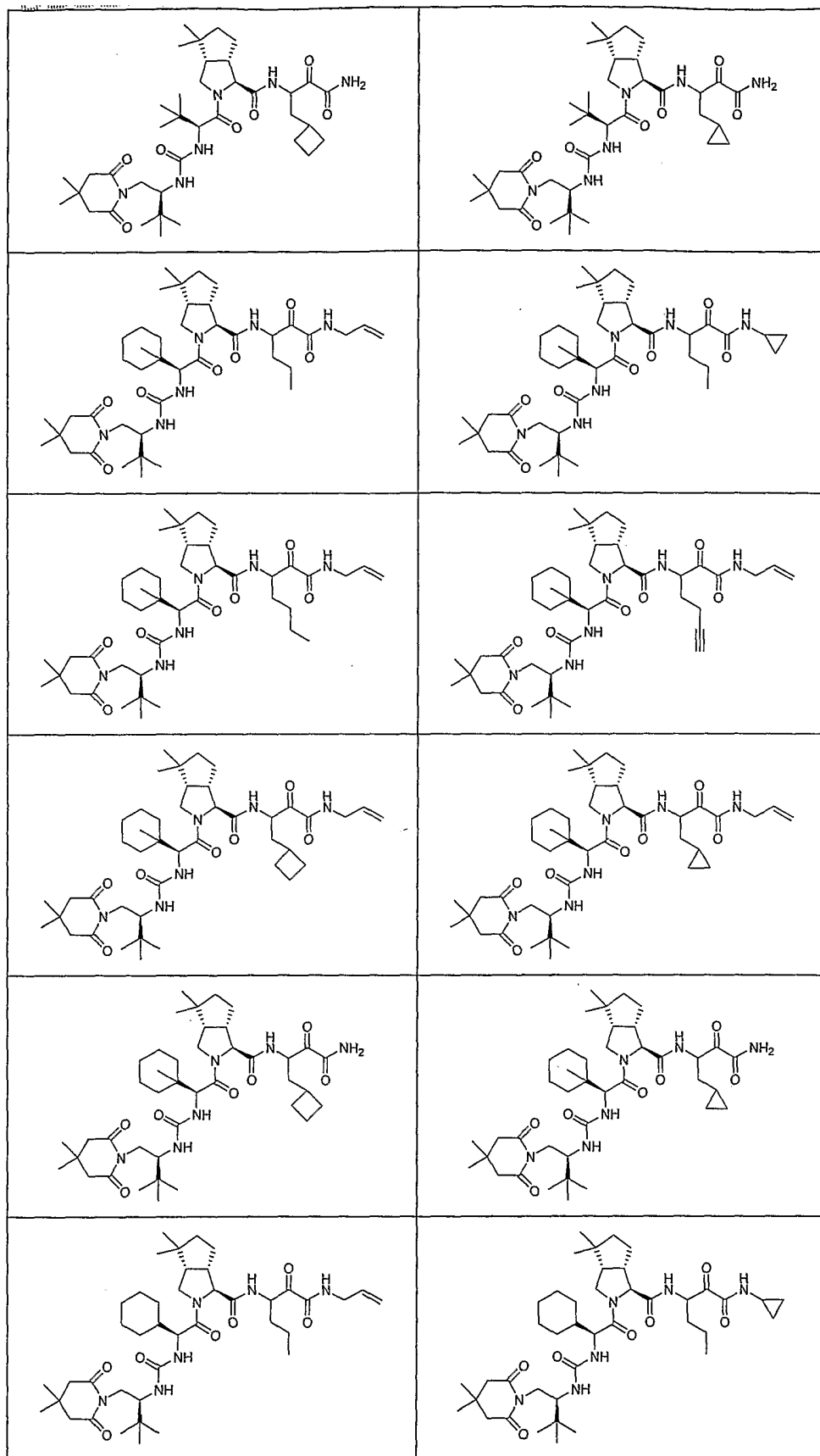


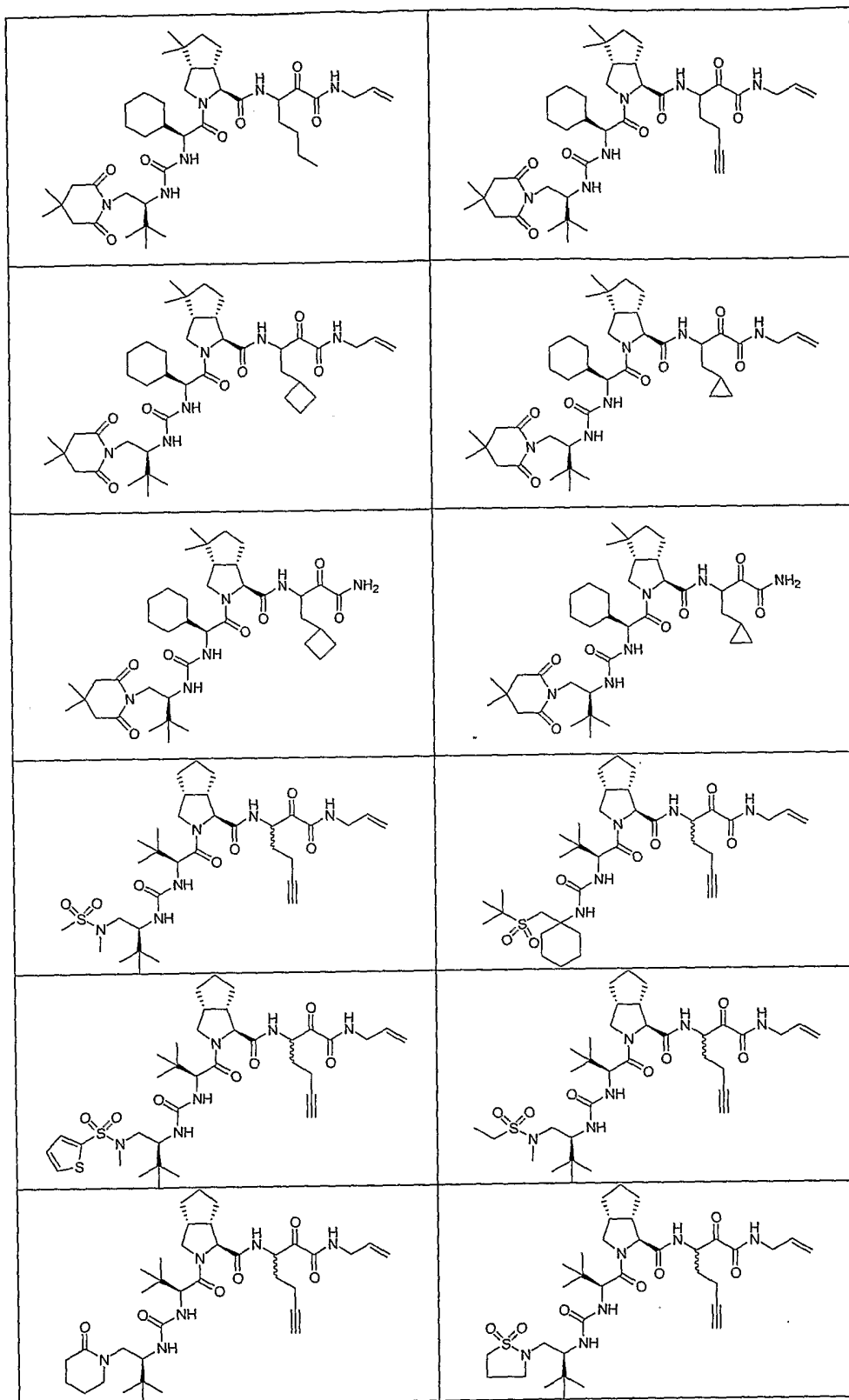


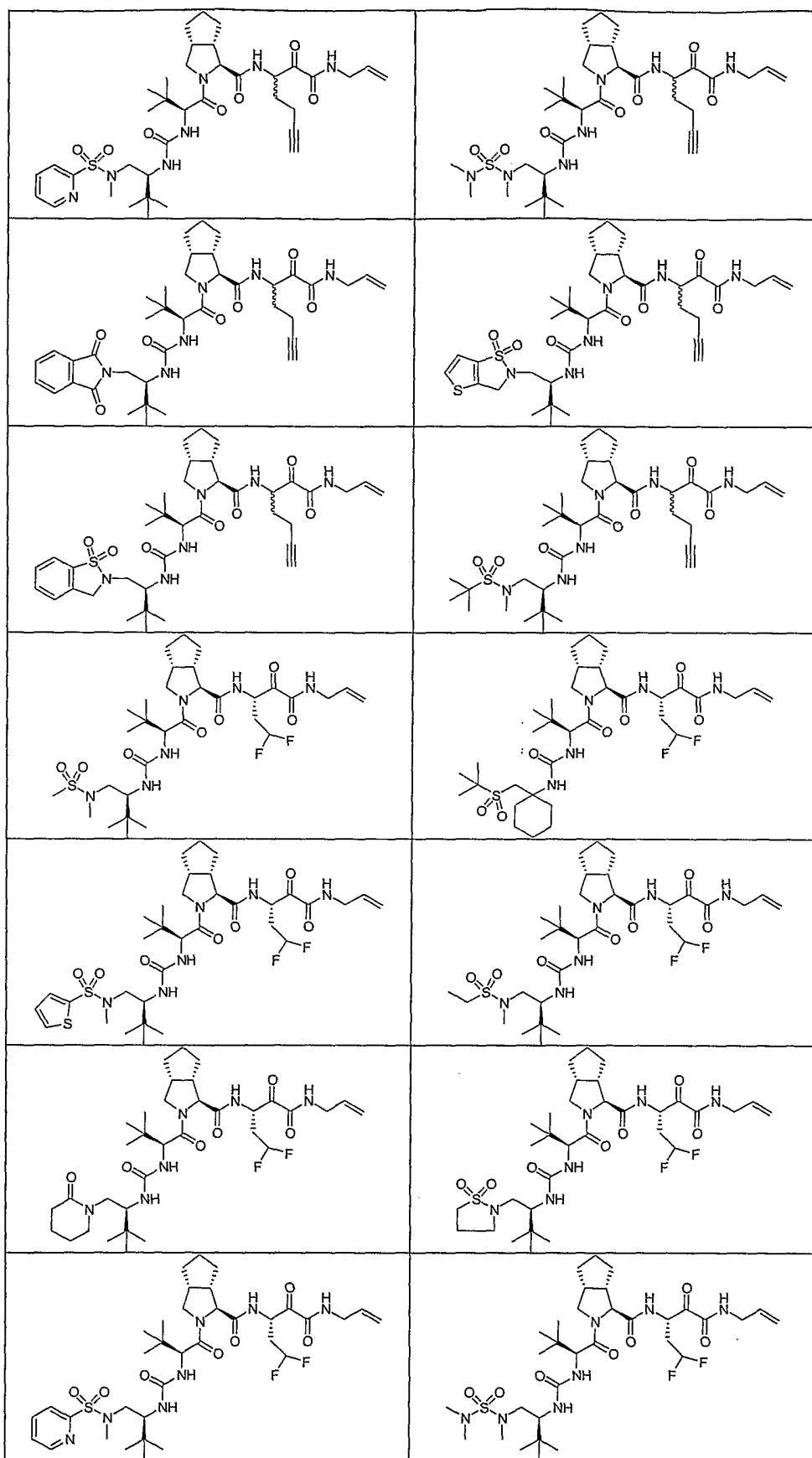


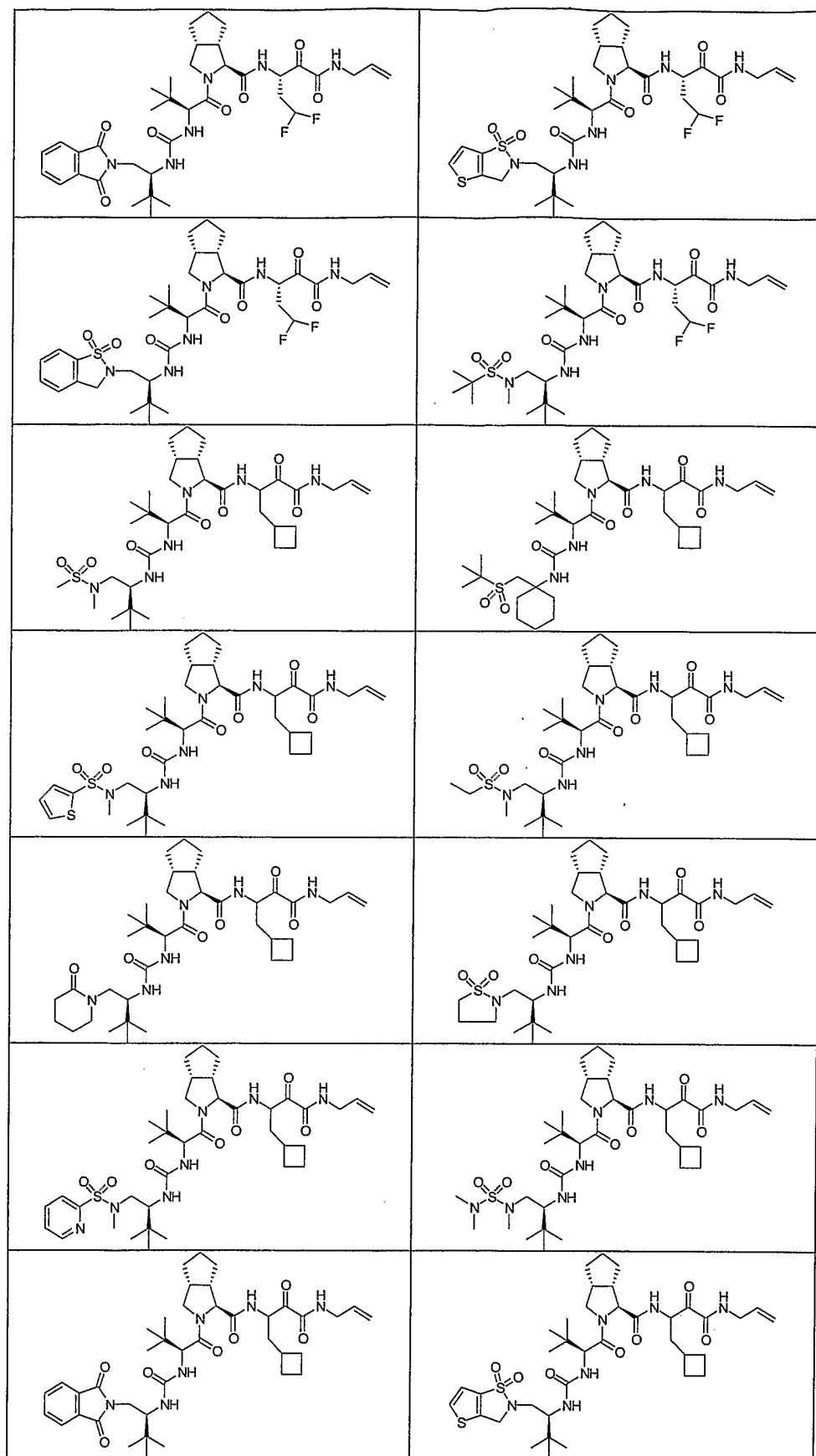


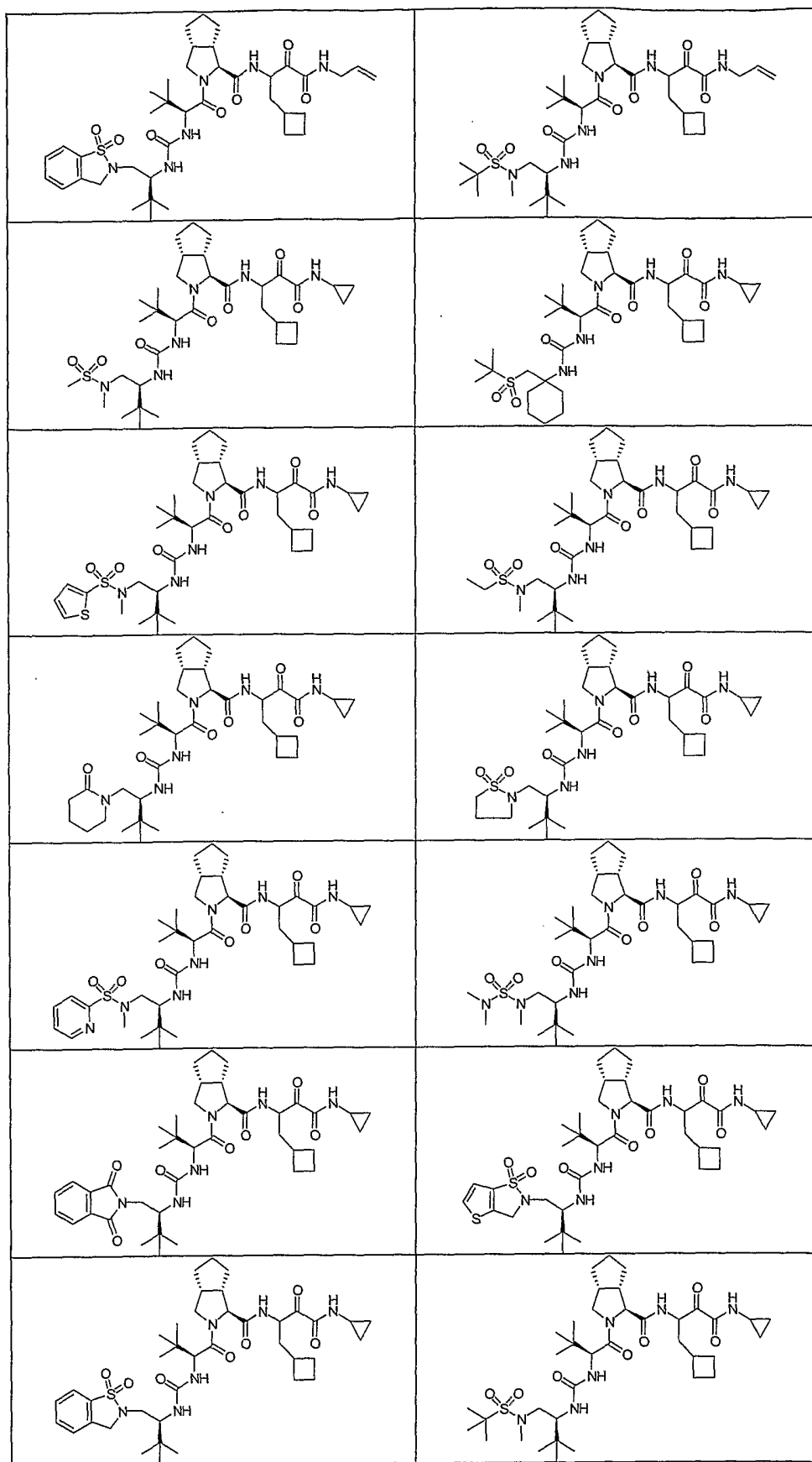


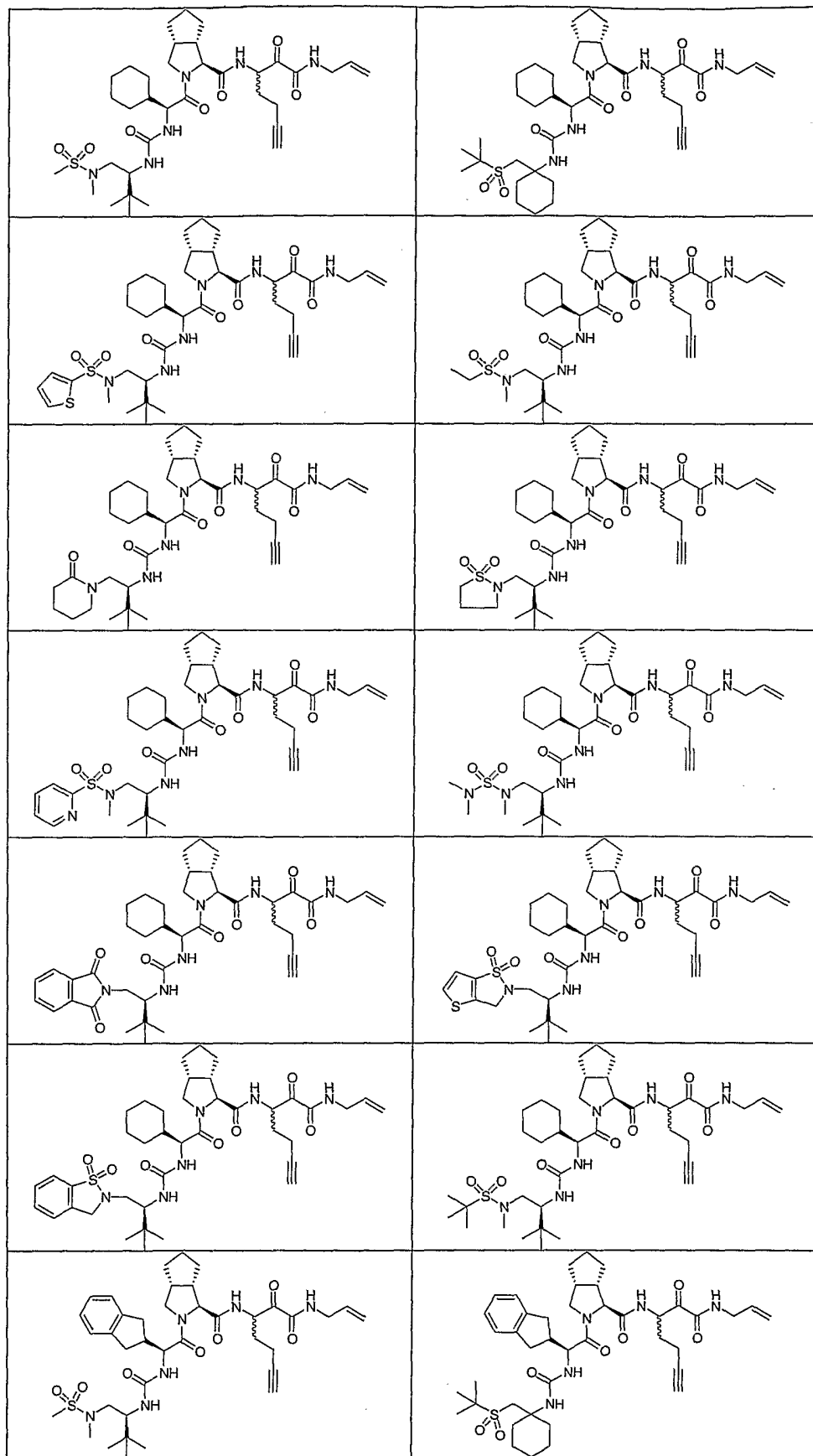


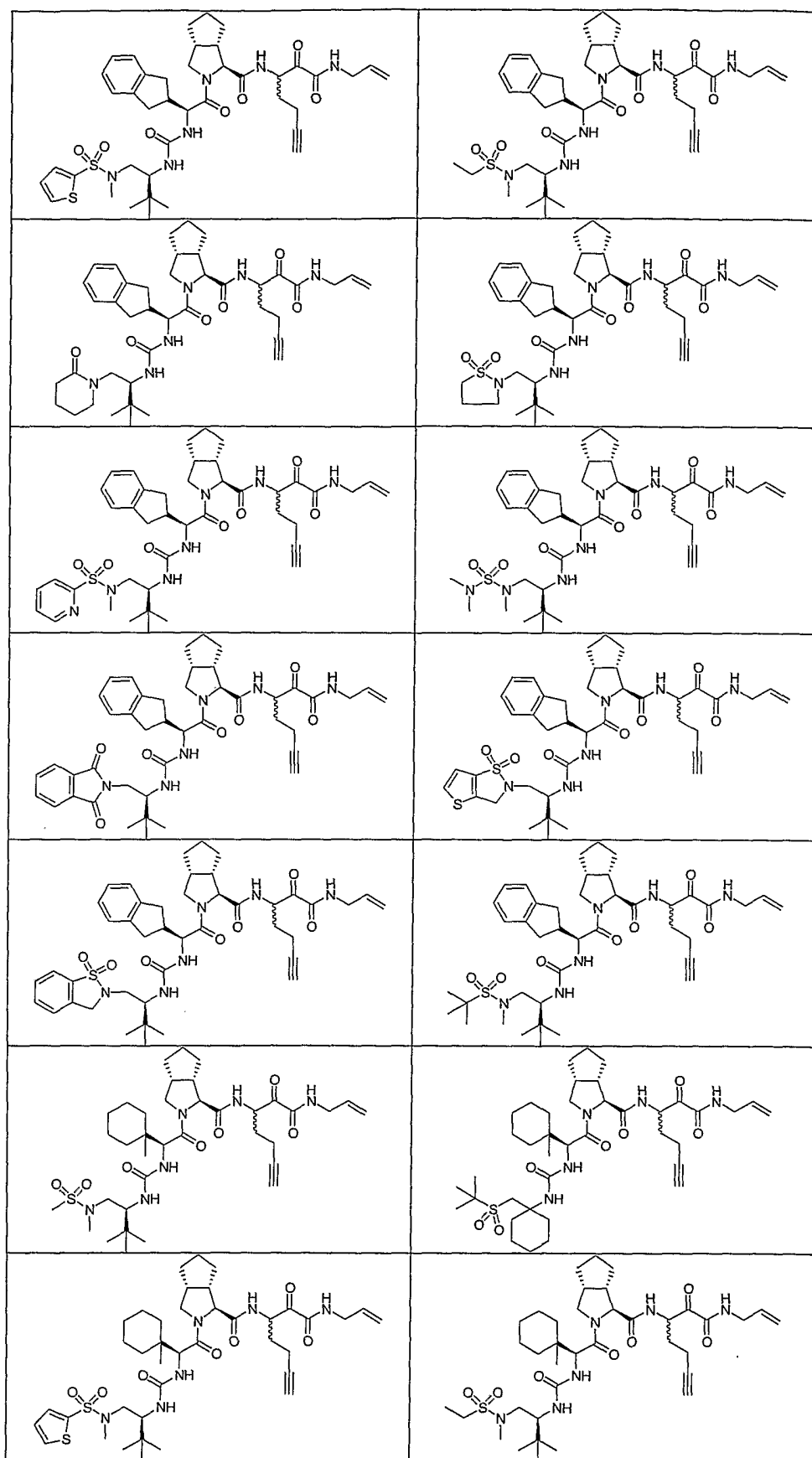


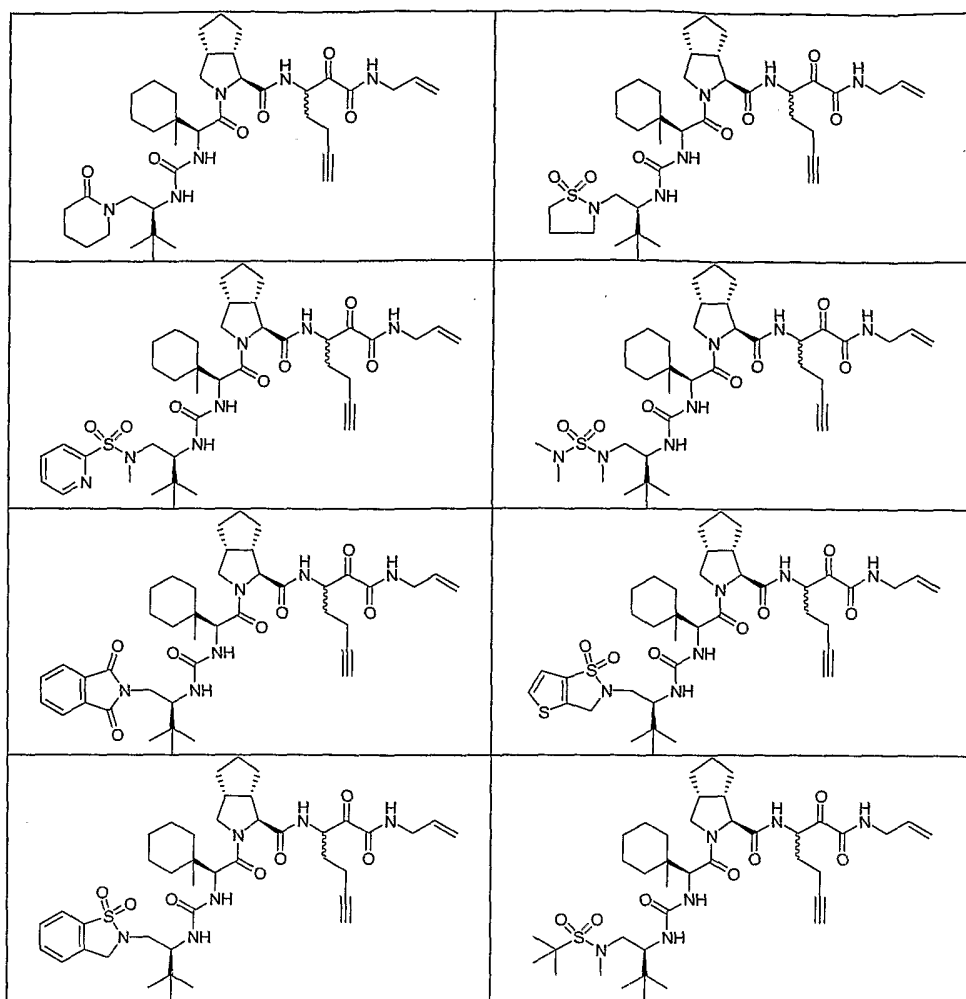








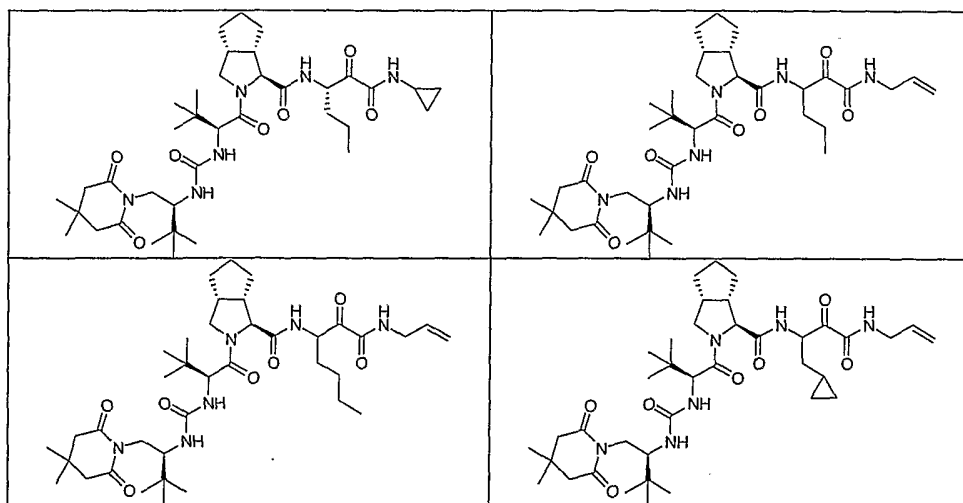


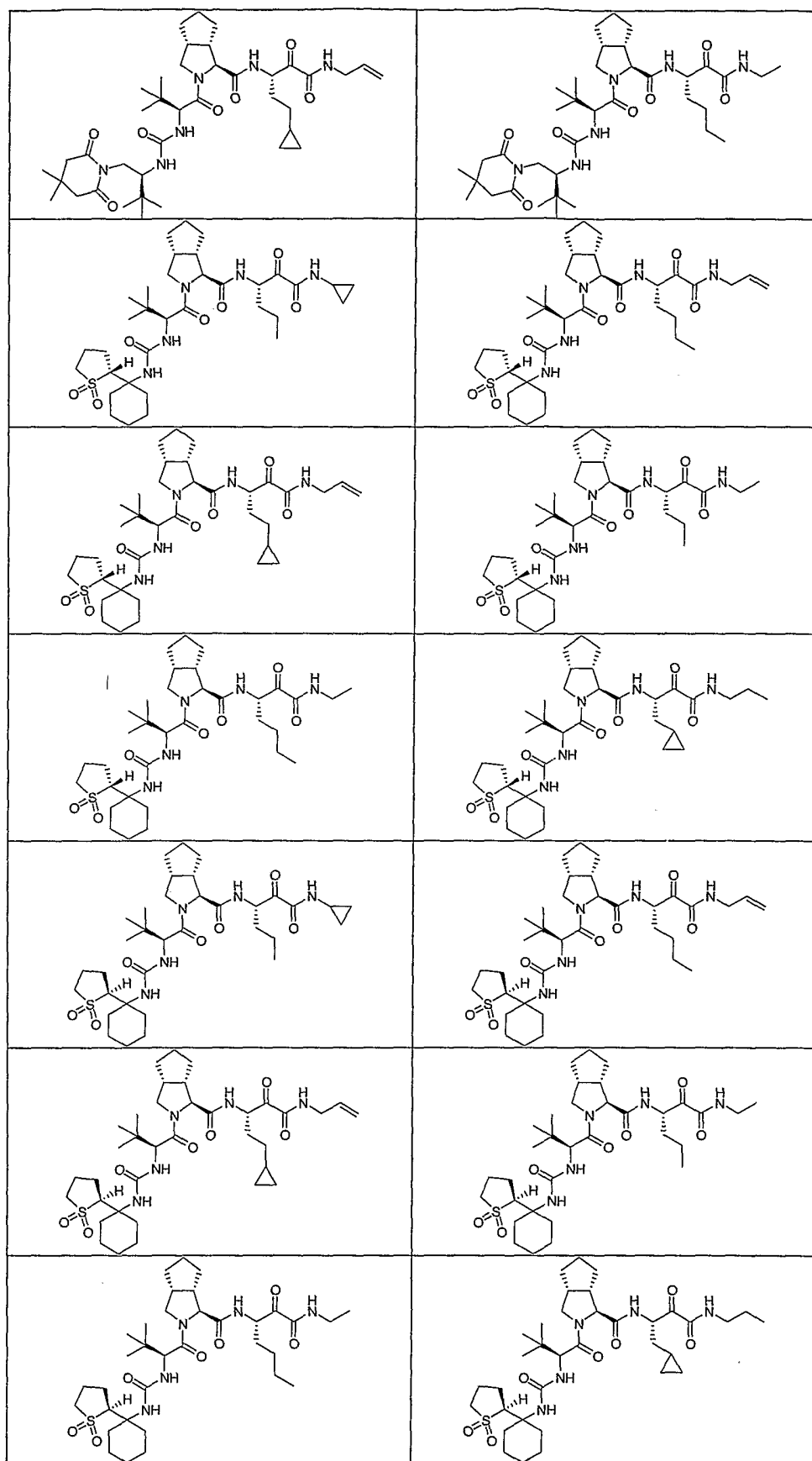


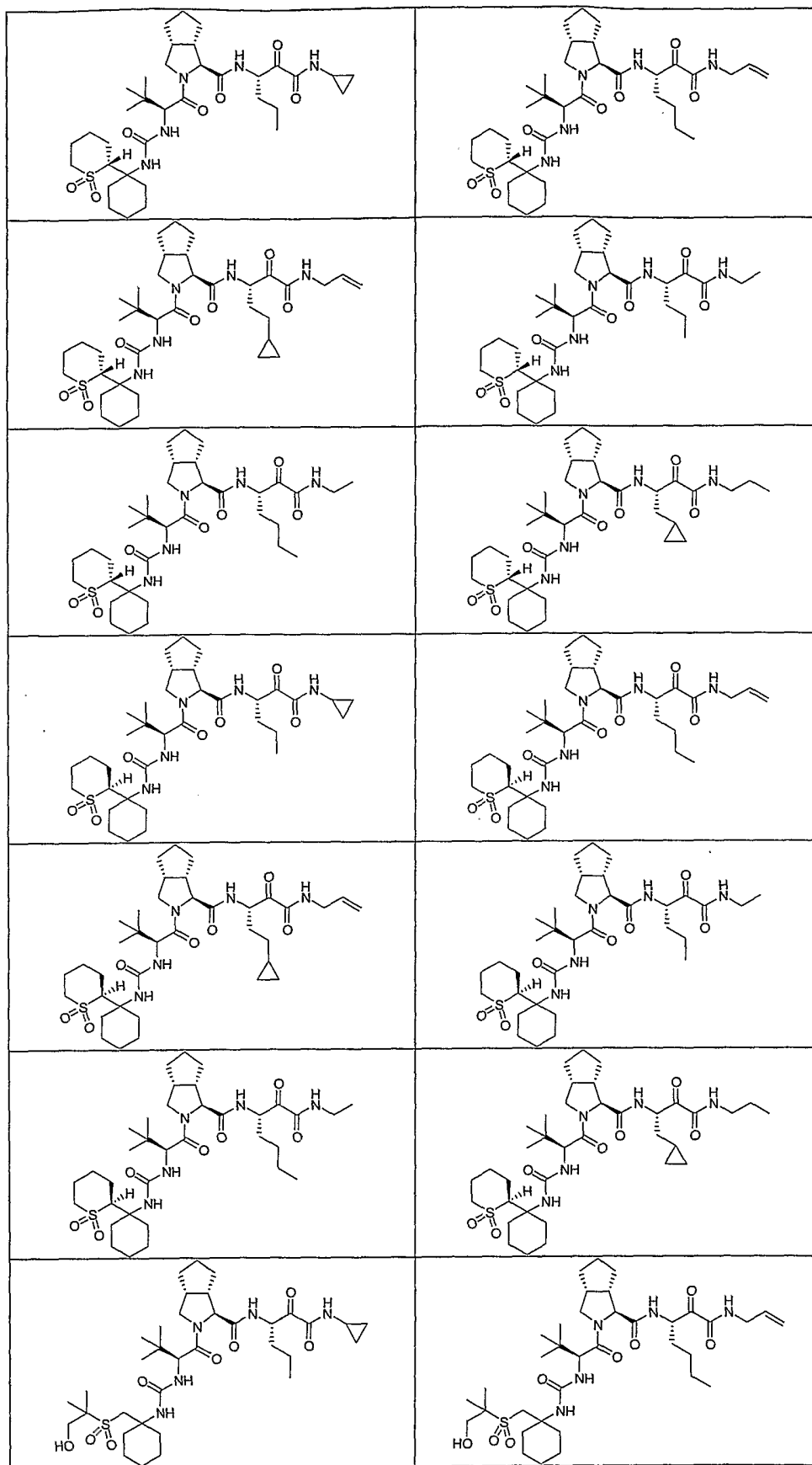
Also presented in **Table 1A** are additional compounds according to the present invention:

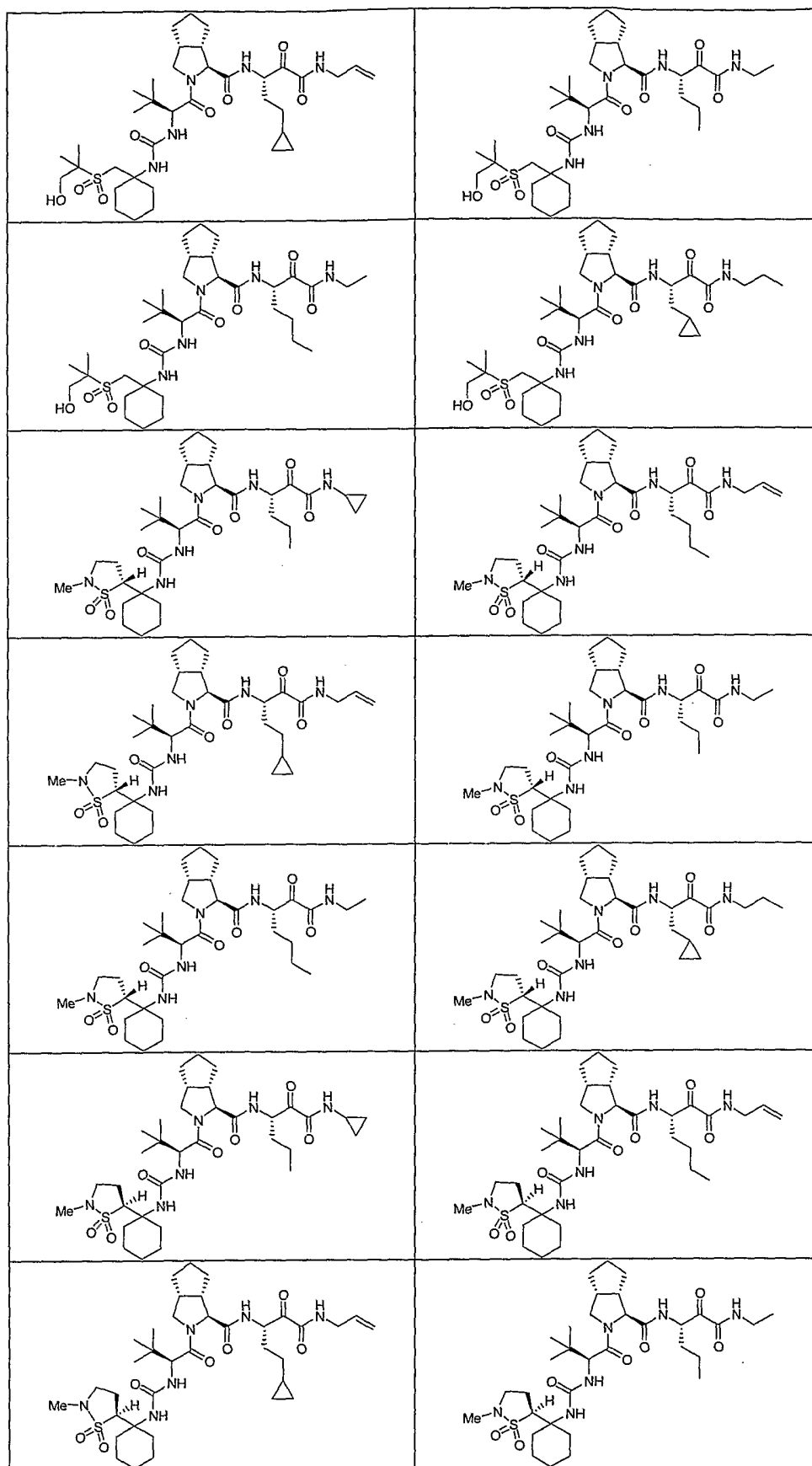
**Table 1A**

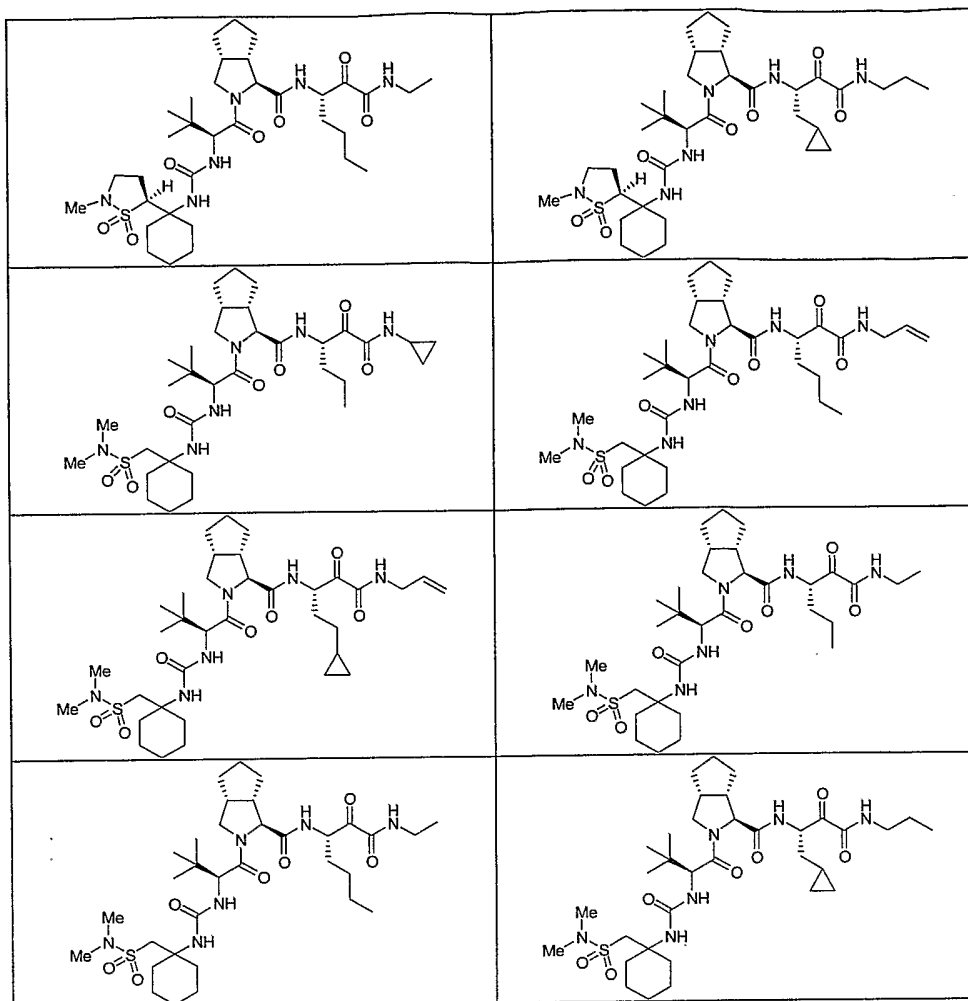
5











As used above, and throughout this disclosure, the following terms, unless otherwise indicated, shall be understood to have the following meanings:

- 5 "Patient" includes both human and animals.
- "Mammal" means humans and other mammalian animals.
- "Alkyl" means an aliphatic hydrocarbon group which may be straight or branched and comprising about 1 to about 20 carbon atoms in the chain. Preferred alkyl groups contain about 1 to about 12 carbon atoms in the chain.
- 10 More preferred alkyl groups contain about 1 to about 6 carbon atoms in the chain. Branched means that one or more lower alkyl groups such as methyl, ethyl or propyl, are attached to a linear alkyl chain. "Lower alkyl" means a group having about 1 to about 6 carbon atoms in the chain which may be straight or branched. The term "substituted alkyl" means that the alkyl group
- 15 may be substituted by one or more substituents which may be the same or

different, each substituent being independently selected from the group consisting of halo, alkyl, aryl, cycloalkyl, cyano, hydroxy, alkoxy, alkylthio, amino, -NH(alkyl), -NH(cycloalkyl), -N(alkyl)<sub>2</sub>, -N(alkyl)<sub>2</sub>, carboxy and -C(O)O-alkyl. Non-limiting examples of suitable alkyl groups include methyl, ethyl, n-propyl, isopropyl and t-butyl.

"Alkenyl" means an aliphatic hydrocarbon group containing at least one carbon-carbon double bond and which may be straight or branched and comprising about 2 to about 15 carbon atoms in the chain. Preferred alkenyl groups have about 2 to about 12 carbon atoms in the chain; and more preferably about 2 to about 6 carbon atoms in the chain. Branched means that one or more lower alkyl groups such as methyl, ethyl or propyl, are attached to a linear alkenyl chain. "Lower alkenyl" means about 2 to about 6 carbon atoms in the chain which may be straight or branched. The term "substituted alkenyl" means that the alkenyl group may be substituted by one or more substituents which may be the same or different, each substituent being independently selected from the group consisting of halo, alkyl, aryl, cycloalkyl, cyano, alkoxy and -S(alkyl). Non-limiting examples of suitable alkenyl groups include ethenyl, propenyl, n-butenyl, 3-methylbut-2-enyl, n-pentenyl, octenyl and decenyl.

"Alkynyl" means an aliphatic hydrocarbon group containing at least one carbon-carbon triple bond and which may be straight or branched and comprising about 2 to about 15 carbon atoms in the chain. Preferred alkynyl groups have about 2 to about 12 carbon atoms in the chain; and more preferably about 2 to about 4 carbon atoms in the chain. Branched means that one or more lower alkyl groups such as methyl, ethyl or propyl, are attached to a linear alkynyl chain. "Lower alkynyl" means about 2 to about 6 carbon atoms in the chain which may be straight or branched. Non-limiting examples of suitable alkynyl groups include ethynyl, propynyl, 2-butyne and 3-methylbutynyl. The term "substituted alkynyl" means that the alkynyl group may be substituted by one or more substituents which may be the same or different, each substituent being independently selected from the group consisting of alkyl, aryl and cycloalkyl.

"Aryl" means an aromatic monocyclic or multicyclic ring system comprising about 6 to about 14 carbon atoms, preferably about 6 to about 10

carbon atoms. The aryl group can be optionally substituted with one or more "ring system substituents" which may be the same or different, and are as defined herein. Non-limiting examples of suitable aryl groups include phenyl and naphthyl.

5 "Heteroaryl" means an aromatic monocyclic or multicyclic ring system comprising about 5 to about 14 ring atoms, preferably about 5 to about 10 ring atoms, in which one or more of the ring atoms is an element other than carbon, for example nitrogen, oxygen or sulfur, alone or in combination. Preferred heteroaryls contain about 5 to about 6 ring atoms. The "heteroaryl" can be optionally substituted by one or more "ring system substituents" which may be the same or different, and are as defined herein. The prefix aza, oxa or thia before the heteroaryl root name means that at least a nitrogen, oxygen or sulfur atom respectively, is present as a ring atom. A nitrogen atom of a heteroaryl can be optionally oxidized to the corresponding N-oxide. Non-limiting examples of suitable heteroaryls include pyridyl, pyrazinyl, furanyl, thienyl, pyrimidinyl, pyridone (including N-substituted pyridones), isoxazolyl, isothiazolyl, oxazolyl, thiazolyl, pyrazolyl, furazanyl, pyrrolyl, pyrazolyl, triazolyl, 1,2,4-thiadiazolyl, pyrazinyl, pyridazinyl, quinoxalanyl, phthalazinyl, oxindolyl, imidazo[1,2-a]pyridinyl, imidazo[2,1-b]thiazolyl, benzofurazanyl, indolyl, azaindolyl, benzimidazolyl, benzothienyl, quinolanyl, imidazolyl, thienopyridyl, quinazolanyl, thienopyrimidyl, pyrrolopyridyl, imidazopyridyl, isoquinolanyl, benzoazaindolyl, 1,2,4-triazinyl, benzothiazolyl and the like. The term "heteroaryl" also refers to partially saturated heteroaryl moieties such as, for example, tetrahydroisoquinolyl, tetrahydroquinolyl and the like.

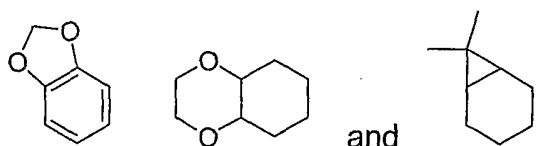
25 "Aralkyl" or "arylalkyl" means an aryl-alkyl- group in which the aryl and alkyl are as previously described. Preferred aralkyls comprise a lower alkyl group. Non-limiting examples of suitable aralkyl groups include benzyl, 2-phenethyl and naphthalenylmethyl. The bond to the parent moiety is through the alkyl.

30 "Alkylaryl" means an alkyl-aryl- group in which the alkyl and aryl are as previously described. Preferred alkylaryls comprise a lower alkyl group. Non-limiting example of a suitable alkylaryl group is tolyl. The bond to the parent moiety is through the aryl.

"Cycloalkyl" means a non-aromatic mono- or multicyclic ring system comprising about 3 to about 10 carbon atoms, preferably about 5 to about 10 carbon atoms. Preferred cycloalkyl rings contain about 5 to about 7 ring atoms. The cycloalkyl can be optionally substituted with one or more "ring system substituents" which may be the same or different, and are as defined above. Non-limiting examples of suitable monocyclic cycloalkyls include cyclopropyl, cyclopentyl, cyclohexyl, cycloheptyl and the like. Non-limiting examples of suitable multicyclic cycloalkyls include 1-decalinyl, norbornyl, adamantyl and the like, as well as partially saturated species such as, for example, indanyl, tetrahydronaphthyl and the like.

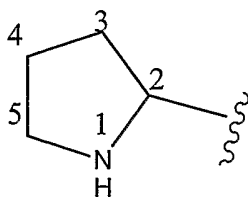
"Halogen" or "halo" means fluorine, chlorine, bromine, or iodine. Preferred are fluorine, chlorine and bromine.

"Ring system substituent" means a substituent attached to an aromatic or non-aromatic ring system which, for example, replaces an available hydrogen on the ring system. Ring system substituents may be the same or different, each being independently selected from the group consisting of alkyl, alkenyl, alkynyl, aryl, heteroaryl, aralkyl, alkylaryl, heteroaralkyl, heteroarylalkenyl, heteroarylalkynyl, alkylheteroaryl, hydroxy, hydroxyalkyl, alkoxy, aryloxy, aralkoxy, acyl, aroyl, halo, nitro, cyano, carboxy, alkoxycarbonyl, aryloxycarbonyl, aralkoxycarbonyl, alkylsulfonyl, arylsulfonyl, heteroarylsulfonyl, alkylthio, arylthio, heteroarylthio, aralkylthio, heteroaralkylthio, cycloalkyl, heterocyclyl,  $-C(=N-CN)-NH_2$ ,  $-C(=NH)-NH_2$ ,  $-C(=NH)-NH(alkyl)$ ,  $Y_1Y_2N-$ ,  $Y_1Y_2N-alkyl-$ ,  $Y_1Y_2NC(O)-$ ,  $Y_1Y_2NSO_2-$  and  $-SO_2NY_1Y_2$ , wherein  $Y_1$  and  $Y_2$  can be the same or different and are independently selected from the group consisting of hydrogen, alkyl, aryl, cycloalkyl, and aralkyl. "Ring system substituent" may also mean a single moiety which simultaneously replaces two available hydrogens on two adjacent carbon atoms (one H on each carbon) on a ring system. Examples of such moiety are methylene dioxy, ethylenedioxy,  $-C(CH_3)_2-$  and the like which form moieties such as, for example:



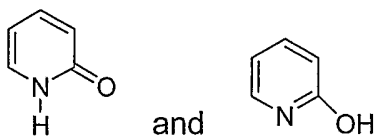
"Heterocyclyl" means a non-aromatic saturated monocyclic or multicyclic ring system comprising about 3 to about 10 ring atoms, preferably about 5 to about 10 ring atoms, in which one or more of the atoms in the ring system is an element other than carbon, for example nitrogen, oxygen or sulfur, alone or in combination. There are no adjacent oxygen and/or sulfur atoms present in the ring system. Preferred heterocyclyls contain about 5 to about 6 ring atoms. The prefix aza, oxa or thia before the heterocyclyl root name means that at least a nitrogen, oxygen or sulfur atom respectively is present as a ring atom. Any -NH in a heterocyclyl ring may exist protected such as, for example, as an -N(Boc), -N(CBz), -N(Tos) group and the like; such protections are also considered part of this invention. The heterocyclyl can be optionally substituted by one or more "ring system substituents" which may be the same or different, and are as defined herein. The nitrogen or sulfur atom of the heterocyclyl can be optionally oxidized to the corresponding N-oxide, S-oxide or S,S-dioxide. Non-limiting examples of suitable monocyclic heterocyclyl rings include piperidyl, pyrrolidinyl, piperazinyl, morpholinyl, thiomorpholinyl, thiazolidinyl, 1,4-dioxanyl, tetrahydrofuranlyl, tetrahydrothiophenyl, lactam, lactone, and the like.

It should be noted that in hetero-atom containing ring systems of this invention, there are no hydroxyl groups on carbon atoms adjacent to a N, O or S, as well as there are no N or S groups on carbon adjacent to another heteroatom. Thus, for example, in the ring:



there is no -OH attached directly to carbons marked 2 and 5.

It should also be noted that tautomeric forms such as, for example, the moieties:



are considered equivalent in certain embodiments of this invention.

"Alkynylalkyl" means an alkynyl-alkyl- group in which the alkynyl and alkyl are as previously described. Preferred alkynylalkyls contain a lower alkynyl and a lower alkyl group. The bond to the parent moiety is through the alkyl. Non-limiting examples of suitable alkynylalkyl groups include  
5 propargylmethyl.

"Heteroaralkyl" means a heteroaryl-alkyl- group in which the heteroaryl and alkyl are as previously described. Preferred heteroaralkyls contain a lower alkyl group. Non-limiting examples of suitable aralkyl groups include pyridylmethyl, and quinolin-3-ylmethyl. The bond to the parent moiety is  
10 through the alkyl.

"Hydroxyalkyl" means a HO-alkyl- group in which alkyl is as previously defined. Preferred hydroxyalkyls contain lower alkyl. Non-limiting examples of suitable hydroxyalkyl groups include hydroxymethyl and 2-hydroxyethyl.

"Acyl" means an H-C(O)-, alkyl-C(O)- or cycloalkyl-C(O)-, group in  
15 which the various groups are as previously described. The bond to the parent moiety is through the carbonyl. Preferred acyls contain a lower alkyl. Non-limiting examples of suitable acyl groups include formyl, acetyl and propanoyl.

"Aroyl" means an aryl-C(O)- group in which the aryl group is as previously described. The bond to the parent moiety is through the carbonyl.  
20 Non-limiting examples of suitable groups include benzoyl and 1-naphthoyl.

"Alkoxy" means an alkyl-O- group in which the alkyl group is as previously described. Non-limiting examples of suitable alkoxy groups include methoxy, ethoxy, n-propoxy, isopropoxy and n-butoxy. The bond to the parent moiety is through the ether oxygen.

"Aryloxy" means an aryl-O- group in which the aryl group is as previously described. Non-limiting examples of suitable aryloxy groups include phenoxy and naphthoxy. The bond to the parent moiety is through the ether oxygen.  
25

"Aralkyloxy" means an aralkyl-O- group in which the aralkyl group is as previously described. Non-limiting examples of suitable aralkyloxy groups  
30 include benzyloxy and 1- or 2-naphthalenemethoxy. The bond to the parent moiety is through the ether oxygen.

"Alkylthio" means an alkyl-S- group in which the alkyl group is as previously described. Non-limiting examples of suitable alkylthio groups

include methylthio and ethylthio. The bond to the parent moiety is through the sulfur.

"Arylthio" means an aryl-S- group in which the aryl group is as previously described. Non-limiting examples of suitable arylthio groups  
5 include phenylthio and naphthylthio. The bond to the parent moiety is through the sulfur.

"Aralkylthio" means an aralkyl-S- group in which the aralkyl group is as previously described. Non-limiting example of a suitable aralkylthio group is benzylthio. The bond to the parent moiety is through the sulfur.

10 "Alkoxycarbonyl" means an alkyl-O-CO- group. Non-limiting examples of suitable alkoxycarbonyl groups include methoxycarbonyl and ethoxycarbonyl. The bond to the parent moiety is through the carbonyl.

"Aryloxycarbonyl" means an aryl-O-C(O)- group. Non-limiting examples of suitable aryloxycarbonyl groups include phenoxycarbonyl and  
15 naphthoxycarbonyl. The bond to the parent moiety is through the carbonyl.

"Aralkoxycarbonyl" means an aralkyl-O-C(O)- group. Non-limiting example of a suitable aralkoxycarbonyl group is benzyloxycarbonyl. The bond to the parent moiety is through the carbonyl.

20 "Alkylsulfonyl" means an alkyl-S(O<sub>2</sub>)- group. Preferred groups are those in which the alkyl group is lower alkyl. The bond to the parent moiety is through the sulfonyl.

"Arylsulfonyl" means an aryl-S(O<sub>2</sub>)- group. The bond to the parent moiety is through the sulfonyl.

The term "substituted" means that one or more hydrogens on the  
25 designated atom is replaced with a selection from the indicated group, provided that the designated atom's normal valency under the existing circumstances is not exceeded, and that the substitution results in a stable compound. Combinations of substituents and/or variables are permissible only if such combinations result in stable compounds. By "stable compound"  
30 or "stable structure" is meant a compound that is sufficiently robust to survive isolation to a useful degree of purity from a reaction mixture, and formulation into an efficacious therapeutic agent.

The term "one or more" or "at least one", when indicating the number of substituents, compounds, combination agents and the like, refers to at least

one, and up to the maximum number of chemically and physically permissible, substituents, compounds, combination agents and the like, that are present or added, depending on the context. Such techniques and knowledge are well known within the skills of the concerned artisan.

5           The term "optionally substituted" means optional substitution with the specified groups, radicals or moieties.

          The term "isolated" or "in isolated form" for a compound refers to the physical state of said compound after being isolated from a synthetic process or natural source or combination thereof. The term "purified" or "in purified  
10 form" for a compound refers to the physical state of said compound after being obtained from a purification process or processes described herein or well known to the skilled artisan, in sufficient purity to be characterizable by standard analytical techniques described herein or well known to the skilled artisan.

15           It should also be noted that any carbon or heteroatom with unsatisfied valences in the text, schemes, examples and Tables herein is assumed to have the hydrogen atom(s) to satisfy the valences.

          When a functional group in a compound is termed "protected", this means that the group is in modified form to preclude undesired side reactions  
20 at the protected site when the compound is subjected to a reaction. Suitable protecting groups will be recognized by those with ordinary skill in the art as well as by reference to standard textbooks such as, for example, T. W. Greene *et al*, *Protective Groups in organic Synthesis* (1991), Wiley, New York.

25           When any variable (e.g., aryl, heterocycle, R<sup>2</sup>, etc.) occurs more than one time in any constituent or in Formula 1, its definition on each occurrence is independent of its definition at every other occurrence.

          As used herein, the term "composition" is intended to encompass a product comprising the specified ingredients in the specified amounts, as well  
30 as any product which results, directly or indirectly, from combination of the specified ingredients in the specified amounts.

          Prodrugs and solvates of the compounds of the invention are also contemplated herein. The term "prodrug", as employed herein, denotes a

compound that is a drug precursor which, upon administration to a subject, undergoes chemical conversion by metabolic or chemical processes to yield a compound of Formula 1 or a salt and/or solvate thereof. A discussion of prodrugs is provided in T. Higuchi and V. Stella, *Pro-drugs as Novel Delivery Systems* (1987) 14 of the A.C.S. Symposium Series, and in *Bioreversible Carriers in Drug Design*, (1987) Edward B. Roche, ed., American Pharmaceutical Association and Pergamon Press, both of which are incorporated herein by reference thereto.

"Solvate" means a physical association of a compound of this invention with one or more solvent molecules. This physical association involves varying degrees of ionic and covalent bonding, including hydrogen bonding. In certain instances the solvate will be capable of isolation, for example when one or more solvent molecules are incorporated in the crystal lattice of the crystalline solid. "Solvate" encompasses both solution-phase and isolatable solvates. Non-limiting examples of suitable solvates include ethanlates, methanlates, and the like. "Hydrate" is a solvate wherein the solvent molecule is H<sub>2</sub>O.

"Effective amount" or "therapeutically effective amount" is meant to describe an amount of compound or a composition of the present invention effective in inhibiting the CDK(s) and thus producing the desired therapeutic, ameliorative, inhibitory or preventative effect.

The compounds of Formula 1 can form salts which are also within the scope of this invention. Reference to a compound of Formula 1 herein is understood to include reference to salts thereof, unless otherwise indicated. The term "salt(s)", as employed herein, denotes acidic salts formed with inorganic and/or organic acids, as well as basic salts formed with inorganic and/or organic bases. In addition, when a compound of Formula 1 contains both a basic moiety, such as, but not limited to a pyridine or imidazole, and an acidic moiety, such as, but not limited to a carboxylic acid, zwitterions ("inner salts") may be formed and are included within the term "salt(s)" as used herein. Pharmaceutically acceptable (i.e., non-toxic, physiologically acceptable) salts are preferred, although other salts are also useful. Salts of the compounds of the Formula 1 may be formed, for example, by reacting a

compound of Formula 1 with an amount of acid or base, such as an equivalent amount, in a medium such as one in which the salt precipitates or in an aqueous medium followed by lyophilization.

Exemplary acid addition salts include acetates, ascorbates, benzoates, benzenesulfonates, bisulfates, borates, butyrates, citrates, camphorates, camphorsulfonates, fumarates, hydrochlorides, hydrobromides, hydroiodides, lactates, maleates, methanesulfonates, naphthalenesulfonates, nitrates, oxalates, phosphates, propionates, salicylates, succinates, sulfates, tartarates, thiocyanates, toluenesulfonates (also known as tosylates,) and the like. Additionally, acids which are generally considered suitable for the formation of pharmaceutically useful salts from basic pharmaceutical compounds are discussed, for example, by P. Stahl *et al*, Camille G. (eds.) *Handbook of Pharmaceutical Salts. Properties, Selection and Use*. (2002) Zurich: Wiley-VCH; S. Berge *et al*, *Journal of Pharmaceutical Sciences* (1977) 66(1) 1-19; P. Gould, *International J. of Pharmaceutics* (1986) 33 201-217; Anderson *et al*, *The Practice of Medicinal Chemistry* (1996), Academic Press, New York; and in *The Orange Book* (Food & Drug Administration, Washington, D.C. on their website). These disclosures are incorporated herein by reference thereto.

Exemplary basic salts include ammonium salts, alkali metal salts such as sodium, lithium, and potassium salts, alkaline earth metal salts such as calcium and magnesium salts, salts with organic bases (for example, organic amines) such as dicyclohexylamines, t-butyl amines, and salts with amino acids such as arginine, lysine and the like. Basic nitrogen-containing groups may be quarternized with agents such as lower alkyl halides (e.g. methyl, ethyl, and butyl chlorides, bromides and iodides), dialkyl sulfates (e.g. dimethyl, diethyl, and dibutyl sulfates), long chain halides (e.g. decyl, lauryl, and stearyl chlorides, bromides and iodides), aralkyl halides (e.g. benzyl and phenethyl bromides), and others.

All such acid salts and base salts are intended to be pharmaceutically acceptable salts within the scope of the invention and all acid and base salts are considered equivalent to the free forms of the corresponding compounds for purposes of the invention.

pharmaceutically acceptable esters of the present compounds include the following groups: (1) carboxylic acid esters obtained by esterification of the hydroxy groups, in which the non-carbonyl moiety of the carboxylic acid portion of the ester grouping is selected from straight or branched chain alkyl (for example, acetyl, n-propyl, t-butyl, or n-butyl), alkoxyalkyl (for example, methoxymethyl), aralkyl (for example, benzyl), aryloxyalkyl (for example, phenoxyethyl), aryl (for example, phenyl optionally substituted with, for example, halogen, C<sub>1-4</sub>alkyl, or C<sub>1-4</sub>alkoxy or amino); (2) sulfonate esters, such as alkyl- or aralkylsulfonyl (for example, methanesulfonyl); (3) amino acid esters (for example, L-valyl or L-isoleucyl); (4) phosphonate esters and (5) mono-, di- or triphosphate esters. The phosphate esters may be further esterified by, for example, a C<sub>1-20</sub> alcohol or reactive derivative thereof, or by a 2,3-di (C<sub>6-24</sub>)acyl glycerol.

Compounds of Formula 1, and salts, solvates, esters and prodrugs thereof, may exist in their tautomeric form (for example, as an amide or imino ether). All such tautomeric forms are contemplated herein as part of the present invention.

All stereoisomers (for example, geometric isomers, optical isomers and the like) of the present compounds (including those of the salts, solvates and prodrugs of the compounds as well as the salts and solvates of the prodrugs), such as those which may exist due to asymmetric carbons on various substituents, including enantiomeric forms (which may exist even in the absence of asymmetric carbons), rotameric forms, atropisomers, and diastereomeric forms, are contemplated within the scope of this invention, as are positional isomers (such as, for example, 4-pyridyl and 3-pyridyl). Individual stereoisomers of the compounds of the invention may, for example, be substantially free of other isomers, or may be admixed, for example, as racemates or with all other, or other selected, stereoisomers. The chiral centers of the present invention can have the S or R configuration as defined by the IUPAC 1974 Recommendations. The use of the terms "salt", "solvate" "prodrug" and the like, is intended to equally apply to the salt, solvate and prodrug of enantiomers, stereoisomers, rotamers, tautomers, positional isomers, racemates or prodrugs of the inventive compounds.

Polymorphic forms of the compounds of Formula I, and of the salts, solvates and prodrugs of the compounds of Formula I, are intended to be included in the present invention.

5 It is to be understood that the utility of the compounds of Formula 1 for the therapeutic applications discussed herein is applicable to each compound by itself or to the combination or combinations of one or more compounds of Formula 1 as illustrated, for example, in the next immediate paragraph. The same understanding also applies to pharmaceutical composition(s) comprising such compound or compounds and method(s) of treatment  
10 involving such compound or compounds.

The compounds according to the invention can have pharmacological properties; in particular, the compounds of Formula 1 can be inhibitors of HCV protease, each compound by itself or one or more compounds of Formula 1 can be combined with one or more compounds selected from within Formula  
15 1. The compound(s) can be useful for treating diseases such as, for example, HCV, HIV, (AIDS, Acquired Immune Deficiency Syndrome), and related disorders, as well as for modulating the activity of hepatitis C virus (HCV) protease, preventing HCV, or ameliorating one or more symptoms of hepatitis C.

20 The compounds of Formula 1 may be used for the manufacture of a medicament to treat disorders associated with the HCV protease, for example, the method comprising bringing into intimate contact a compound of Formula 1 and a pharmaceutically acceptable carrier.

In another embodiment, this invention provides pharmaceutical  
25 compositions comprising the inventive compound or compounds as an active ingredient. The pharmaceutical compositions generally additionally comprise at least one pharmaceutically acceptable carrier diluent, excipient or carrier (collectively referred to herein as carrier materials). Because of their HCV inhibitory activity, such pharmaceutical compositions possess utility in treating  
30 hepatitis C and related disorders.

In yet another embodiment, the present invention discloses methods for preparing pharmaceutical compositions comprising the inventive compounds as an active ingredient. In the pharmaceutical compositions and

means of the present invention, the active ingredients will typically be administered in admixture with suitable carrier materials suitably selected with respect to the intended form of administration, i.e. oral tablets, capsules (either solid-filled, semi-solid filled or liquid filled), powders for constitution, 5 oral gels, elixirs, dispersible granules, syrups, suspensions, and the like, and consistent with conventional pharmaceutical practices. For example, for oral administration in the form of tablets or capsules, the active drug component may be combined with any oral non-toxic pharmaceutically acceptable inert carrier, such as lactose, starch, sucrose, cellulose, magnesium stearate, 10 dicalcium phosphate, calcium sulfate, talc, mannitol, ethyl alcohol (liquid forms) and the like. Moreover, when desired or needed, suitable binders, lubricants, disintegrating agents and coloring agents may also be incorporated in the mixture. Powders and tablets may be comprised of from about 5 to about 95 percent inventive composition.

15 Suitable binders include starch, gelatin, natural sugars, corn sweeteners, natural and synthetic gums such as acacia, sodium alginate, carboxymethylcellulose, polyethylene glycol and waxes. Among the lubricants there may be mentioned for use in these dosage forms, boric acid, sodium benzoate, sodium acetate, sodium chloride, and the like. Disintegrants include 20 starch, methylcellulose, guar gum and the like.

Sweetening and flavoring agents and preservatives may also be included where appropriate. Some of the terms noted above, namely disintegrants, diluents, lubricants, binders and the like, are discussed in more detail below.

25 Additionally, the compositions of the present invention may be formulated in sustained release form to provide the rate controlled release of any one or more of the components or active ingredients to optimize the therapeutic effects, i.e. HCV inhibitory activity and the like. Suitable dosage forms for sustained release include layered tablets containing layers of 30 varying disintegration rates or controlled release polymeric matrices impregnated with the active components and shaped in tablet form or capsules containing such impregnated or encapsulated porous polymeric matrices.

Liquid form preparations include solutions, suspensions and emulsions. As an example may be mentioned water or water-propylene glycol solutions for parenteral injections or addition of sweeteners and pacifiers for oral solutions, suspensions and emulsions. Liquid form preparations may also  
5 include solutions for intranasal administration.

Aerosol preparations suitable for inhalation may include solutions and solids in powder form, which may be in combination with a pharmaceutically acceptable carrier such as inert compressed gas, e.g. nitrogen.

For preparing suppositories, a low melting wax such as a mixture of  
10 fatty acid glycerides such as cocoa butter is first melted, and the active ingredient is dispersed homogeneously therein by stirring or similar mixing. The molten homogeneous mixture is then poured into convenient sized molds, allowed to cool and thereby solidify.

Also included are solid form preparations which are intended to be  
15 converted, shortly before use, to liquid form preparations for either oral or parenteral administration. Such liquid forms include solutions, suspensions and emulsions.

The compounds of the invention may also be deliverable transdermally. The transdermal compositions may take the form of creams, lotions, aerosols  
20 and/or emulsions and can be included in a transdermal patch of the matrix or reservoir type as are conventional in the art for this purpose.

The compounds of the invention may also be administered orally, intravenously, intranasally or subcutaneously.

The compounds of the invention may also comprise preparations which  
25 are in a unit dosage form. In such form, the preparation is subdivided into suitably sized unit doses containing appropriate quantities of the active components, e.g., an effective amount to achieve the desired purpose.

The quantity of the inventive active composition in a unit dose of preparation may be generally varied or adjusted from about 1.0 milligram to  
30 about 1,000 milligrams, preferably from about 1.0 to about 950 milligrams, more preferably from about 1.0 to about 500 milligrams, and typically from about 1 to about 250 milligrams, according to the particular application. The actual dosage employed may be varied depending upon the patient's age,

sex, weight and severity of the condition being treated. Such techniques are well known to those skilled in the art.

Generally, the human oral dosage form containing the active ingredients can be administered 1 or 2 times per day. The amount and frequency of the administration will be regulated according to the judgment of the attending clinician. A generally recommended daily dosage regimen for oral administration may range from about 1.0 milligram to about 1,000 milligrams per day, in single or divided doses.

Some useful terms are described below:

10 Capsule - refers to a special container or enclosure made of methyl cellulose, polyvinyl alcohols, or denatured gelatins or starch for holding or containing compositions comprising the active ingredients. Hard shell capsules are typically made of blends of relatively high gel strength bone and pork skin gelatins. The capsule itself may contain small amounts of dyes, opaquing agents, plasticizers and preservatives.

Tablet- refers to a compressed or molded solid dosage form containing the active ingredients with suitable diluents. The tablet can be prepared by compression of mixtures or granulations obtained by wet granulation, dry granulation or by compaction.

20 Oral gel- refers to the active ingredients dispersed or solubilized in a hydrophillic semi-solid matrix.

Powder for constitution refers to powder blends containing the active ingredients and suitable diluents which can be suspended in water or juices.

Diluent - refers to substances that usually make up the major portion of the composition or dosage form. Suitable diluents include sugars such as lactose, sucrose, mannitol and sorbitol; starches derived from wheat, corn, rice and potato; and celluloses such as microcrystalline cellulose. The amount of diluent in the composition can range from about 10 to about 90% by weight of the total composition, preferably from about 25 to about 75%, more preferably from about 30 to about 60% by weight, even more preferably from about 12 to about 60%.

Disintegrant - refers to materials added to the composition to help it break apart (disintegrate) and release the medicaments. Suitable disintegrants include starches; "cold water soluble" modified starches such as

sodium carboxymethyl starch; natural and synthetic gums such as locust bean, karaya, guar, tragacanth and agar; cellulose derivatives such as methylcellulose and sodium carboxymethylcellulose; microcrystalline celluloses and cross-linked microcrystalline celluloses such as sodium croscarmellose; alginates such as alginic acid and sodium alginate; clays such as bentonites; and effervescent mixtures. The amount of disintegrant in the composition can range from about 2 to about 15% by weight of the composition, more preferably from about 4 to about 10% by weight.

Binder - refers to substances that bind or "glue" powders together and make them cohesive by forming granules, thus serving as the "adhesive" in the formulation. Binders add cohesive strength already available in the diluent or bulking agent. Suitable binders include sugars such as sucrose; starches derived from wheat, corn rice and potato; natural gums such as acacia, gelatin and tragacanth; derivatives of seaweed such as alginic acid, sodium alginate and ammonium calcium alginate; cellulosic materials such as methylcellulose and sodium carboxymethylcellulose and hydroxypropylmethylcellulose; polyvinylpyrrolidone; and inorganics such as magnesium aluminum silicate. The amount of binder in the composition can range from about 2 to about 20% by weight of the composition, more preferably from about 3 to about 10% by weight, even more preferably from about 3 to about 6% by weight.

Lubricant - refers to a substance added to the dosage form to enable the tablet, granules, etc. after it has been compressed, to release from the mold or die by reducing friction or wear. Suitable lubricants include metallic stearates such as magnesium stearate, calcium stearate or potassium stearate; stearic acid; high melting point waxes; and water soluble lubricants such as sodium chloride, sodium benzoate, sodium acetate, sodium oleate, polyethylene glycols and d,l-leucine. Lubricants are usually added at the very last step before compression, since they must be present on the surfaces of the granules and in between them and the parts of the tablet press. The amount of lubricant in the composition can range from about 0.2 to about 5% by weight of the composition, preferably from about 0.5 to about 2%, more preferably from about 0.3 to about 1.5% by weight.

Glident - material that prevents caking and improve the flow characteristics of granulations, so that flow is smooth and uniform. Suitable glidents include silicon dioxide and talc. The amount of glident in the composition can range from about 0.1% to about 5% by weight of the total composition, preferably from about 0.5 to about 2% by weight.

Coloring agents - excipients that provide coloration to the composition or the dosage form. Such excipients can include food grade dyes and food grade dyes adsorbed onto a suitable adsorbent such as clay or aluminum oxide. The amount of the coloring agent can vary from about 0.1 to about 5% by weight of the composition, preferably from about 0.1 to about 1%.

Bioavailability - refers to the rate and extent to which the active drug ingredient or therapeutic moiety is absorbed into the systemic circulation from an administered dosage form as compared to a standard or control.

Conventional methods for preparing tablets are known. Such methods include dry methods such as direct compression and compression of granulation produced by compaction, or wet methods or other special procedures. Conventional methods for making other forms for administration such as, for example, capsules, suppositories and the like are also well known.

Another embodiment of the invention discloses the use of the inventive compounds or pharmaceutical compositions disclosed above for treatment of diseases such as, for example, hepatitis C and the like. The method comprises administering a therapeutically effective amount of the inventive compound or pharmaceutical composition to a patient having such a disease or diseases and in need of such a treatment.

In yet another embodiment, the compounds of the invention may be used for the treatment of HCV in humans in monotherapy mode or in a combination therapy (e.g., dual combination, triple combination etc.) mode such as, for example, in combination with antiviral and/or immunomodulatory agents. Examples of such antiviral and/or immunomodulatory agents include Ribavirin (from Schering-Plough Corporation, Madison, New Jersey) and Levovirin<sup>TM</sup> (from ICN Pharmaceuticals, Costa Mesa, California), VP 50406<sup>TM</sup> (from Viropharma, Incorporated, Exton, Pennsylvania), ISIS 14803<sup>TM</sup> (from

ISIS Pharmaceuticals, Carlsbad, California), Heptazyme<sup>TM</sup> (from Ribozyme Pharmaceuticals, Boulder, Colorado), VX 497<sup>TM</sup> (from Vertex Pharmaceuticals, Cambridge, Massachusetts), Thymosin<sup>TM</sup> (from SciClone Pharmaceuticals, San Mateo, California), Maxamine<sup>TM</sup> (Maxim Pharmaceuticals, San Diego, California), mycophenolate mofetil (from Hoffman-LaRoche, Nutley, New Jersey), interferon (such as, for example, interferon-alpha, PEG-interferon alpha conjugates) and the like. "PEG-interferon alpha conjugates" are interferon alpha molecules covalently attached to a PEG molecule. Illustrative PEG-interferon alpha conjugates include interferon alpha-2a (Roferon<sup>TM</sup>, from Hoffman La-Roche, Nutley, New Jersey) in the form of pegylated interferon alpha-2a (e.g., as sold under the trade name Pegasys<sup>TM</sup>), interferon alpha-2b (Intron<sup>TM</sup>, from Schering-Plough Corporation) in the form of pegylated interferon alpha-2b (e.g., as sold under the trade name PEG-Intron<sup>TM</sup>), interferon alpha-2c (Berofor Alpha<sup>TM</sup>, from Boehringer Ingelheim, Ingelheim, Germany) or consensus interferon as defined by determination of a consensus sequence of naturally occurring interferon alphas (Infergen<sup>TM</sup>, from Amgen, Thousand Oaks, California).

As stated earlier, the invention includes tautomers, rotamers, enantiomers and other stereoisomers of the inventive compounds also. Thus, as one skilled in the art appreciates, some of the inventive compounds may exist in suitable isomeric forms. Such variations are contemplated to be within the scope of the invention.

Another embodiment of the invention discloses a method of making the compounds disclosed herein. The compounds may be prepared by several techniques known in the art. Illustrative procedures are outlined in the following reaction schemes. The illustrations should not be construed to limit the scope of the invention which is defined in the appended claims. Alternative mechanistic pathways and analogous structures will be apparent to those skilled in the art.

It is to be understood that while the following illustrative schemes describe the preparation of a few representative inventive compounds, suitable substitution of any of both the natural and unnatural amino acids will result in the formation of the desired compounds based on such substitution. Such variations are contemplated to be within the scope of the invention.

**Abbreviations**

Abbreviations which are used in the descriptions of the schemes, preparations and the examples that follow are:

THF: Tetrahydrofuran

5 DMF: N,N-Dimethylformamide

EtOAc: Ethyl acetate

AcOH: Acetic acid

HOObt: 3-Hydroxy-1,2,3-benzotriazin-4(3H)-one

EDCI: 1-(3-dimethylaminopropyl)-3-ethylcarbodiimide hydrochloride

10 NMM: N-Methylmorpholine

ADDP: 1,1'-(Azodicarbonyl)dipiperidine

DEAD: Diethylazodicarboxylate

MeOH: Methanol

EtOH: Ethanol

15 Et<sub>2</sub>O: Diethyl ether

DMSO: Dimethylsulfoxide

HOBt: N-Hydroxybenzotriazole

PyBrOP: Bromo-tris-pyrrolidinophosphonium hexafluorophosphate

DCM: Dichloromethane

20 DCC: 1,3-Dicyclohexylcarbodiimide

TEMPO: 2,2,6,6-Tetramethyl-1-piperidinyloxy

Phg: Phenylglycine

Chg: Cyclohexylglycine

Bn: Benzyl

25 Bzl: Benzyl

Et: Ethyl

Ph: Phenyl

iBoc: isobutoxycarbonyl

iPr: isopropyl

30 <sup>t</sup>Bu or Bu<sup>t</sup>: tert-Butyl

Boc: tert-Butyloxycarbonyl

Cbz: Benzyloxycarbonyl

Cp: Cyclopentylidienyl

Ts: p-toluenesulfonyl

Me: Methyl

HATU: O-(7-azabenzotriazol-1-yl)-1,1,3,3-tetramethyluronium  
hexafluorophosphate

DMAP: 4-N,N-Dimethylaminopyridine

5 BOP : Benzotriazol-1-yl-oxy-tris(dimethylamino)hexafluorophosphate

PCC: Pyridiniumchlorochromate

KHMDS: Potassium Hexamethyldisilazide or Potassium  
bis(trimethylsilylamide)

NaHMDS: Sodium Hexamethyldisilazide or Sodium bis(trimethylsilylamide)

10 LiHMDS: Lithium Hexamethyldisilazide or Lithium bis(trimethylsilylamide)

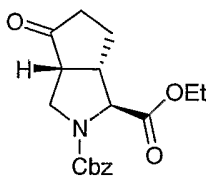
10% Pd/C: 10% Palladium on carbon (by weight).

TG: Thioglycerol

### EXAMPLES

#### Synthesis of intermediates:

15 **Synthesis of ethyl ester 1a:**

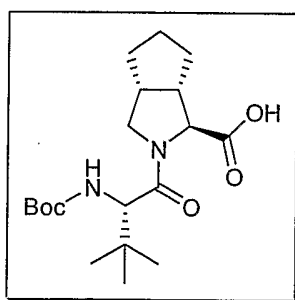


**1a**

The ethyl ester **1a** was synthesized according to the procedure described by Monn and Valli (*J. Org. Chem.* 1994, 59, 2773-2778).

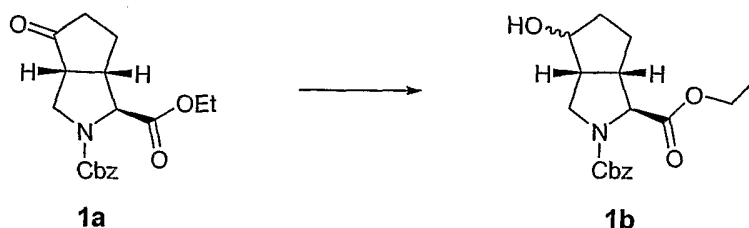
#### Synthesis of intermediate 1:

20



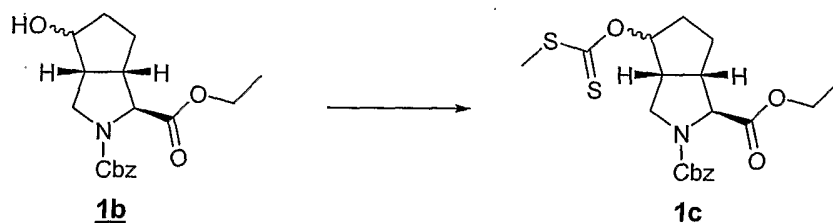
**1**

**Step A**



Sodium borohydride (924.5 mg) was added in small portions to a heterogeneous mixture of bicyclic ketone **1a** in ethanol (50 mL) at 0 °C. Reaction was stirred for 30 min. and TLC analysis (ethyl acetate/hexanes; 5 1:1) showed that all the starting material had been consumed. The reaction was quenched by the addition of AcOH (3 mL). The mixture was diluted with 250 mL of ethyl acetate and washed with aqueous saturated solution of sodium bicarbonate (2 x 50 mL) and brine (1 x 40 mL). The organic layer was dried over magnesium sulfate, filtered, and concentrated under reduced 10 pressure. The residue was purified by column chromatography to afford the product in 92% yield.

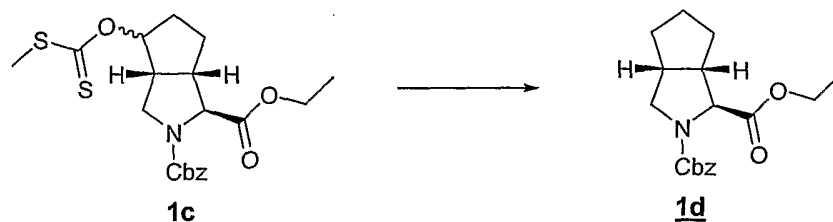
### Step B



15 A solution of cyclopentanol **1b** in 130 mL of dry tetrahydrofuran at 0 °C was treated with 1.08 g of 60% suspension of NaH. The cooling bath was removed and the resulting yellow solution was stirred for 30 min. Carbon disulfide (16.2 mL) was added and reaction was stirred for 45 min. Then, iodomethane (16.8 20 mL) was added dropwise and the mixture was stirred for further 1 h. Reaction was quenched by careful addition of aqueous saturated ammonium chloride solution (30 mL). The mixture was extracted with 80 mL of ether and layers were separated. The aqueous layer was back extracted with ether (2 x 80 25 mL). The combined organic layers were washed with water (30 mL), brine (30 mL), dried over magnesium sulfate, and concentrated under reduced pressure. The residue was chromatographed on silica gel (gradient: hexane to

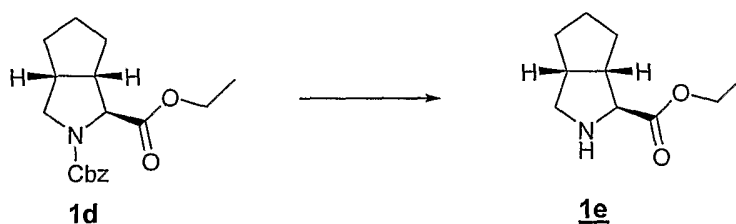
30% acetone in hexane) to afford the xanthate product as yellow oil in 63% yield.

### 5 Step C



A solution of xanthate **1c** in 90 mL of toluene was degassed with dry nitrogen. AIBN (150.4 mg) and tri-n-butyltin hydride (3.7 mL) were added. The reaction mixture was degassed again and stirred at 95 °C for 1 h. TLC analysis (acetone/hexanes; 1:9) showed that all the starting material had been consumed. All the volatiles were removed under reduced pressure and the residue was dissolved in 250 mL of ether and washed with aqueous saturated potassium fluoride solution (2 x 30 mL). The organic layer was dried over magnesium sulfate, filtered, and concentrated under reduced pressure. The residue was purified by column chromatography on silica gel (gradient: hexanes to 20% ethyl acetate in hexanes) to give the product in 98% yield.

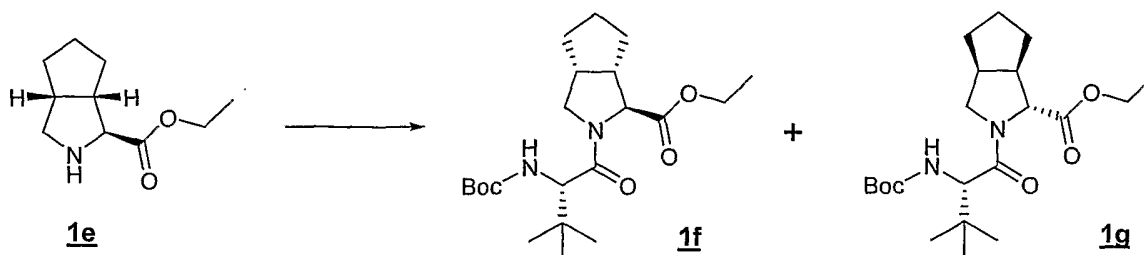
### Step D



The N-Cbz starting material **1d** (2.5 g) was dissolved in 80 mL of trifluoroacetic acid at 0 °C followed by addition of 20 mL of dimethyl sulfide. The reaction mixture was stirred at 0 °C for 5 min and the cooling bath was removed. Reaction was stirred for further 5 h. All the volatiles were removed under reduced pressure and the residue was partitioned between dichloromethane (250 mL) and aqueous 1N NaOH (50 mL). The aqueous layer was back extracted with dichloromethane (2 x 80 mL). The combined

organic layers were dried over magnesium sulfate, filtered and concentrated. No further purification was done for the product (1.46 g, 97% yield).

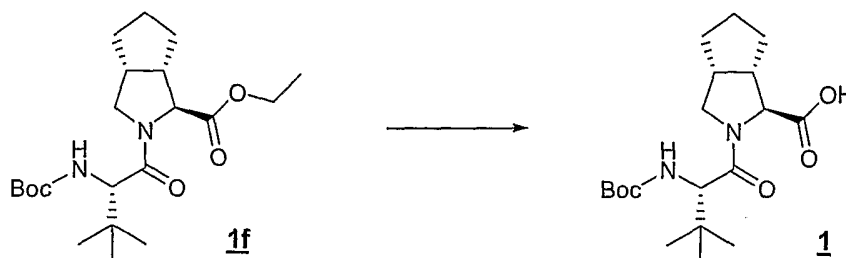
### 5 Step E



A solution of N-Boc-t-butyl leucine (1.46 g) in 80 mL of dry dichloromethane and 60 mL of dry dimethyl formamide was stirred at 0 °C and treated with HATU (3.26 g). The racemic amine **1e** (1.42 g) in dichloromethane (10 mL) was added dropwise followed by addition of N-methylmorpholine (2.7 mL). The mixture was gradually warmed to room temp and stirred overnight. All the volatiles were removed under reduced pressure (high vacuum) and the residue was dissolved in 350 mL of ethyl ether. The organic layer was washed with aqueous 1N HCL (30 mL), aqueous saturated NaHCO<sub>3</sub> (30 mL), water (30 mL), and brine (30 mL). The organic layer was dried over magnesium sulfate and concentrated under reduced pressure. The residue was chromatographed on silica gel (gradient: ether/hexanes; 1:9 to 5:5) to afford the diastereomeric products **1f** and **1g** in 72% yield.

20

### Step F

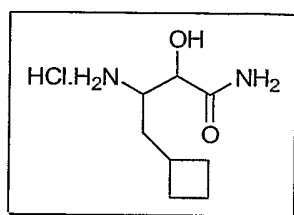


Lithium hydroxide monohydrate (79 mg) was added to a solution of 300 mg of ester **1f** in 15 mL of a tetrahydrofuran/water/methanol (1:1:1) solution. The reaction was stirred at room temperature for about 3 h until no more starting

25

material was detected by TLC analysis (ether/hexanes; 4:6). The mixture was concentrated under reduced pressure and the residue was partitioned between dichloromethane (100 mL) and aqueous 1N HCl (20 mL). The aqueous layer was back extracted with dichloromethane (2 x 20 mL). The combined organic layers were dried over magnesium sulfate, filtered, and concentrated under reduced pressure. No further purification was done for the product **1** which was obtained as a white solid in 91% yield.

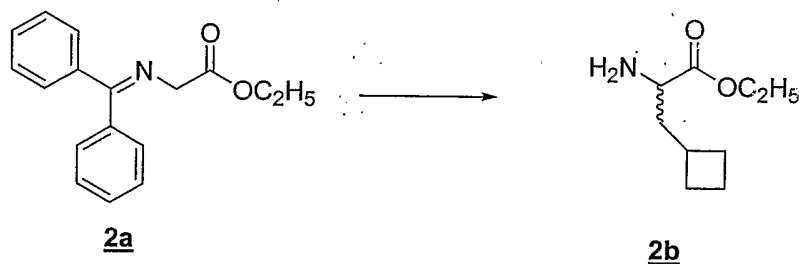
**Synthesis of intermediate 2:**



**2**

10

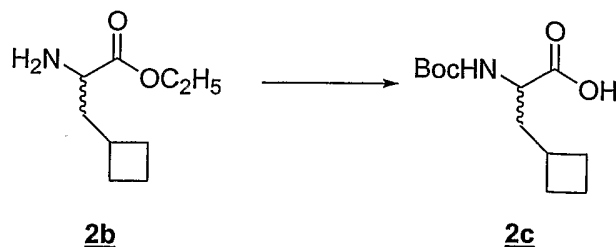
**Step A**



**2a**

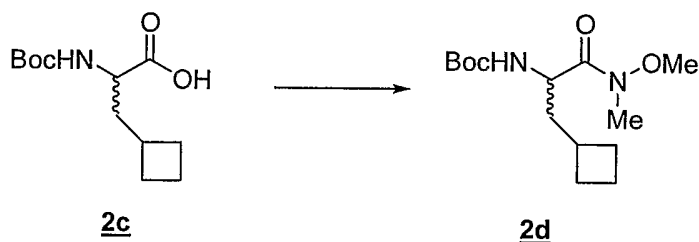
**2b**

15 A stirred solution of ketimine **2a** (50 g, 187.1 mmol) under N<sub>2</sub> in dry THF (400 mL) was cooled to -78 °C and treated with 1 M solution of K<sup>t</sup>BuO (220 mL, 1.15 equiv.) in THF. The reaction mixture was warmed to 0 °C and stirred for 1 h and treated with bromomethyl cyclobutane (28 mL, 249 mmol). The reaction mixture was stirred at room temperature for 48 h and concentrated *in vacuo*. The residue was dissolved in Et<sub>2</sub>O (300 mL) and treated with aq. HCl (2 M, 300 mL) The resulting solution was stirred at room temperature for 5 h and extracted with Et<sub>2</sub>O (1 L). The aqueous layer was made basic to pH ~12-14 with NaOH (50 % aq.) and extracted with CH<sub>2</sub>Cl<sub>2</sub> (3x300 mL). The combined organic layers were dried (MgSO<sub>4</sub>), filtered, and concentrated to  
20  
25 give the pure amine (**2b**, 18 g) as a colorless oil.

**Step B**

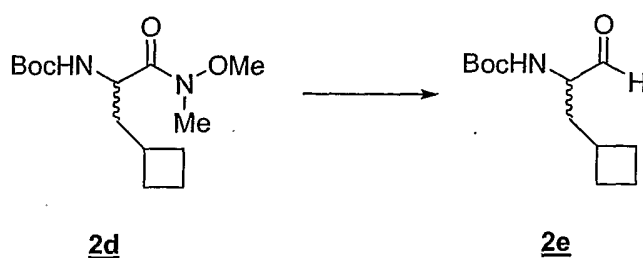
5 A solution of the amine **2b** (18g, 105.2 mmol) at 0 °C in CH<sub>2</sub>Cl<sub>2</sub> (350 mL) was treated with di-*tert*-butyldicarbonate (23 g, 105.4 mmol) and stirred at rt. for 12 h. After the completion of the reaction (TLC), the reaction mixture was concentrated in *vacuo* and the residue was dissolved in THF/H<sub>2</sub>O (200 ml, 1:1) and treated with LiOH•H<sub>2</sub>O (6.5 g, 158.5 mmol) and stirred at room temperature for 3 h. The reaction mixture was concentrated and the basic aqueous layer was extracted with Et<sub>2</sub>O. The aqueous layer was acidified with conc. HCl to pH~1-2 and extracted with CH<sub>2</sub>Cl<sub>2</sub>. The combined organic layers were dried (MgSO<sub>4</sub>), filtered, and concentrated *in vacuo* to yield **2c** as a colorless viscous oil which was used for the next step without any further purification.

15

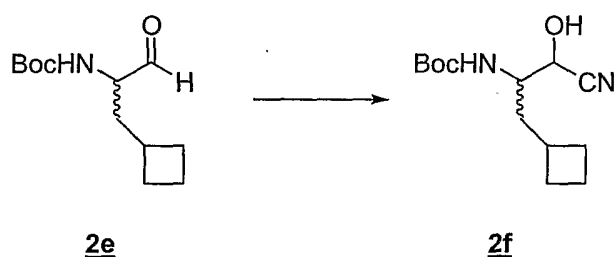
**Step C**

20 A solution of the acid **2c** (15.0 g, 62 mmol) in CH<sub>2</sub>Cl<sub>2</sub> (250 mL) was treated with BOP reagent (41.1 g, 93 mmol), N-methyl morpholine (27 mL), N,O-dimethyl hydroxylamine hydrochloride (9.07 g, 93 mmol) and stirred overnight at rt. The reaction mixture was diluted with 1 N aq. HCl (250 mL), and the layers were separated and the aqueous layer was extracted with CH<sub>2</sub>Cl<sub>2</sub> (3x300 ml). The combined organic layers were dried (MgSO<sub>4</sub>), filtered and concentrated *in vacuo* and purified by chromatography (SiO<sub>2</sub>, EtOAc/Hex 2:3) to yield the amide **2d** (15.0 g) as a colorless solid.

25

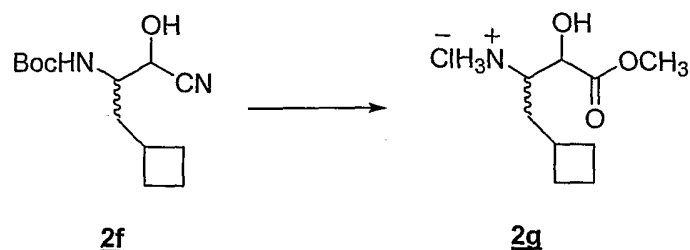
**Step D**

- 5 A solution of the amide **2d** (15 g, 52.1 mmol) in dry THF (200 mL) was treated dropwise with a solution of LiAlH<sub>4</sub> (1M, 93 mL, 93 mmol) at 0 °C. The reaction mixture was stirred at room temperature for 1 h and carefully quenched at 0 °C with a solution of KHSO<sub>4</sub> (10% aq.) and stirred for 0.5 h. The reaction mixture was diluted with aq. HCl (1 M, 150 mL) and extracted with CH<sub>2</sub>Cl<sub>2</sub>
- 10 (3x200 mL), The combined organic layers were washed with aq. HCl (1 M), saturated NaHCO<sub>3</sub>, brine, and dried (MgSO<sub>4</sub>). The mixture was filtered and concentrated *in vacuo* to yield **2e** as a viscous colorless oil (14 g).

**Step E**

- A solution of the aldehyde **2e** (14 g, 61.6 mmol) in CH<sub>2</sub>Cl<sub>2</sub> (50 mL), was treated with Et<sub>3</sub>N (10.73 mL, 74.4 mmol), and acetone cyanohydrin (10.86 g, 127.57 mmol) and stirred at room temperature for 24 hrs. The reaction mixture was concentrated *in vacuo* and diluted with aq. HCl (1 M, 200 mL) and extracted into CH<sub>2</sub>Cl<sub>2</sub> (3x200 mL). The combined organic layer were washed with H<sub>2</sub>O, brine, dried (MgSO<sub>4</sub>), filtered, concentrated *in vacuo* and purified by chromatography (SiO<sub>2</sub>, EtOAc/Hex 1:4) to yield **2f** (10.3 g) as a colorless liquid.

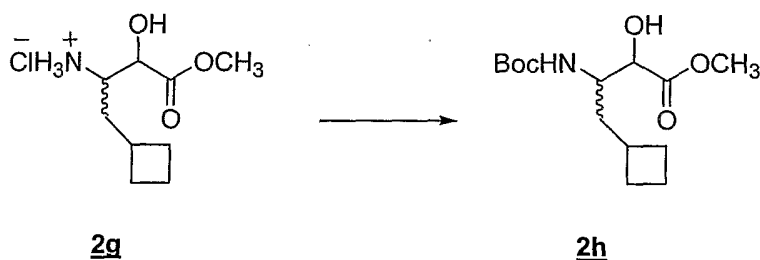
25

**Step F**

Methanol saturated with HCl\*, prepared by bubbling HCl gas through CH<sub>3</sub>OH (700 ml) at 0 °C, was treated with the cyanohydrin **2f** and heated to reflux for 24 h. The reaction was concentrated *in vacuo* to yield **2g**, which was used in the next step without purification.

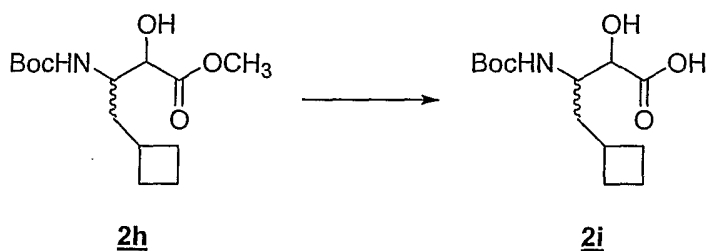
\* Alternatively 6M HCl prepared by addition of AcCl to dry methanol can also be used.

10

**Step G**

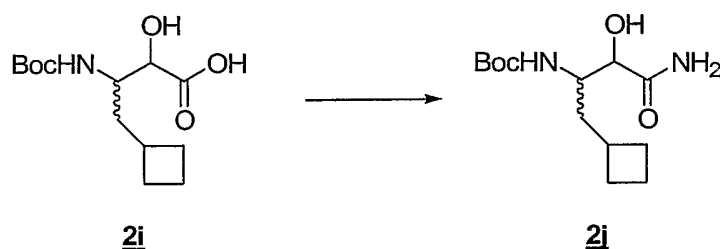
A solution of the amine hydrochloride **2g** in CH<sub>2</sub>Cl<sub>2</sub> (200 mL) was treated with Et<sub>3</sub>N (45.0 mL, 315 mmol) and Boc<sub>2</sub>O (45.7g, 209 mmol) at -78 °C. The reaction mixture was then stirred at room temperature overnight and diluted with HCl (2 M, 200 mL) and extracted into CH<sub>2</sub>Cl<sub>2</sub>. The combined organic layer were dried (MgSO<sub>4</sub>) filtered, concentrated *in vacuo* and purified by chromatography (EtOAc/Hex 1:4) to yield hydroxy ester **2h**.

20

**Step H**

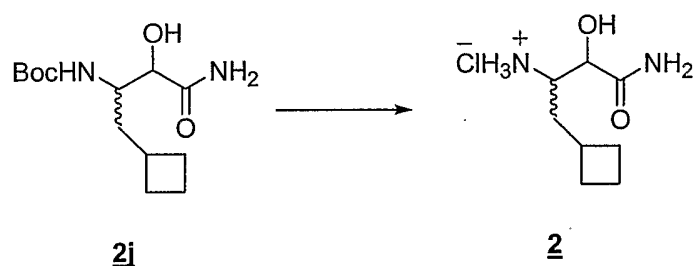
A solution of methyl ester **2h** (3g, 10.5 mmol) in THF/H<sub>2</sub>O (1:1) was treated with LiOH•H<sub>2</sub>O (645 mg, 15.75 mmol) and stirred at rt. for 2 h. The reaction mixture was acidified with aq HCl (1 M, 15 mL) and concentrated *in vacuo*. The residue was dried in vacuum to afford **2i** in quantitative yield.

5

**Step I**

A solution of the acid **2i** (from above) in CH<sub>2</sub>Cl<sub>2</sub> (50 mL) and DMF (25 mL) was treated with NH<sub>4</sub>Cl (2.94 g, 55.5 mmol), EDCI (3.15 g, 16.5 mmol), HOObt (2.69 g, 16.5 mmol), and NMM (4.4 g, 44 mmol). The reaction mixture was stirred at room temperature for 3 d. The solvents were removed under *vacuo* and the residue was diluted with aq. HCl (250 mL) and extracted with CH<sub>2</sub>Cl<sub>2</sub>. The combined organic layers were washed with aq. Sat'd. NaHCO<sub>3</sub>, dried (MgSO<sub>4</sub>) filtered concentrated in *vacuo* to obtain **2j**, which was used as it was in the following steps. (Alternatively **2j** can also be obtained directly by the reaction of **2f** (4.5 g, 17.7 mmol) with aq. H<sub>2</sub>O<sub>2</sub> (10 mL), LiOH•H<sub>2</sub>O (820 mg, 20.8 mmol) at 0 °C in 50 mL of CH<sub>3</sub>OH for 0.5 h).

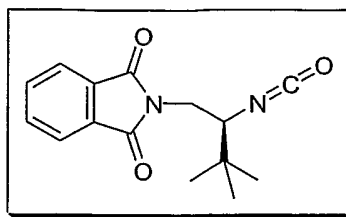
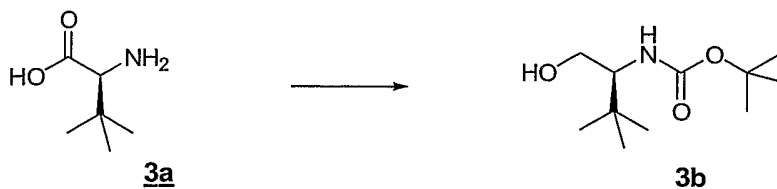
15

**Step J**

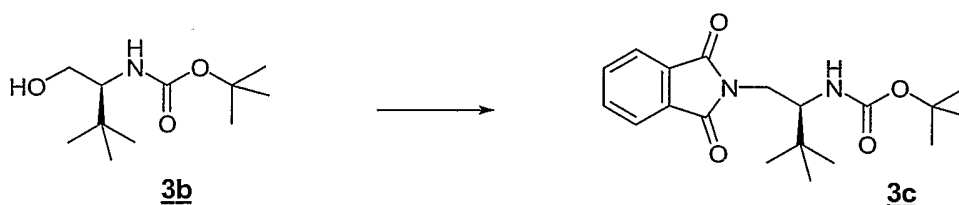
20

A solution of **2j** obtained in the previous step was dissolved in 4N HCl in dioxane and stirred at rt. for 2 h. The reaction mixture was concentrated in *vacuo* to give the intermediate **2** as a solid, which was used without further purification.

25 **Synthesis of Intermediate 3:**

**3****Step A**

- 5 L-tert-Leucine (1 eq, 10 g) was slowly added to a suspension of lithium aluminum hydride (150 mmol, 1M solution in THF). The reaction mixture was refluxed for 6 h. The mixture was cooled to 0 °C and quenched by addition of 10 mL of aqueous 10% NaOH and 10 mL of water. The mixture was stirred at room temperature for 10 minutes and then treated with di-tert-butylcarbonate
- 10 (1.1 eq, 18.22 g) and the mixture was stirred at 60 °C overnight. The reaction mixture was filtered through magnesium sulfate. The filtrate was concentrated and the residue was chromatographed on silica gel to give the product **3b** in 62% yield.

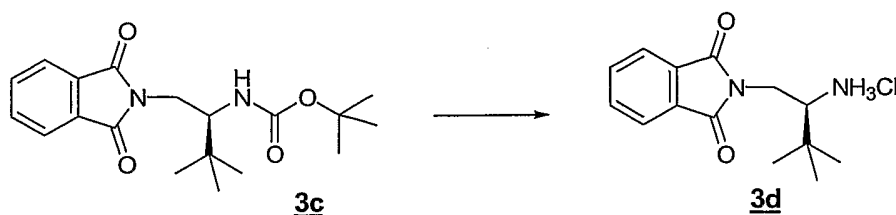
**Step B**

15

- To a solution of phthalimide (1.01 g) in 50 mL of dry THF was added triphenylphosphine (3 eq) and alcohol **3b** (1 eq). The mixture was cooled in an ice-water bath and diisopropyl azodicarboxylate (2.5 eq) was added dropwise. The resulting mixture was stirred at 0 °C for 10 min and warmed to room temp
- 20 and stirred for approximately 2.5 h until no more starting material was detected by TLC (ethyl acetate/hexanes; 3:7). The mixture was concentrated under reduced pressure. The residue was resuspended in 80 mL of dichloromethane. The solids were filtered off. The filtrate was concentrated to half its volume and hexanes (30 mL) were added. The solids were filtered off.
- 25 The filtrate was concentrated under reduced pressure and the residue was

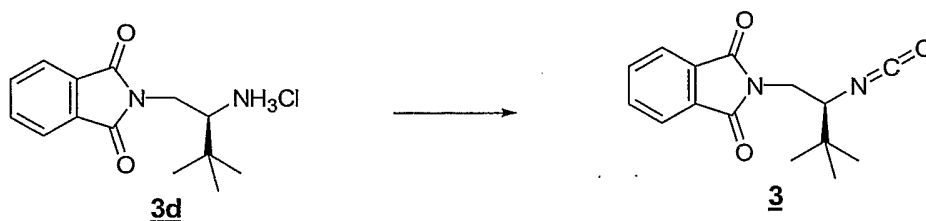
chromatographed on silica gel (gradient: ethyl acetate/hexanes; 1:9 to 4:6) to give the product **3c**.

### Step C



- 5 The N-Boc protected amine **3c** (1.4 g) was dissolved in 20 mL of 4M HCl solution in dioxane. The mixture was stirred for about 2 h. All the volatiles were removed under vacuum. No further purification was done for the product **3d**.

### Step D



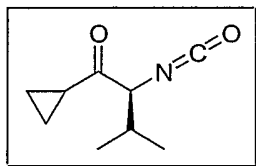
10

A mixture of amine hydrochloride **3d** (1.14 g) in 20 mL of dichloromethane and 20 mL of aqueous saturated NaHCO<sub>3</sub> solution at 0 °C was treated with phosgene (10 mL, 15% solution in toluene) and stirred for 2 h. The reaction mixture was diluted with 100 mL of dichloromethane and washed with 30 mL

15 of cold aqueous saturated NaHCO<sub>3</sub> solution. The organic layer was dried over magnesium sulfate, filtered, and further diluted with 10 mL of toluene. The mixture was concentrated and the product **3** was kept as a 0.2M solution in toluene.

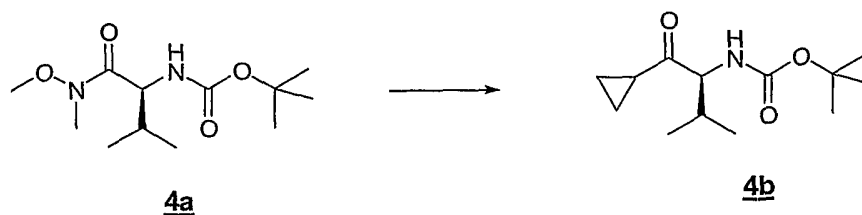
### Synthesis of Intermediate 4:

20



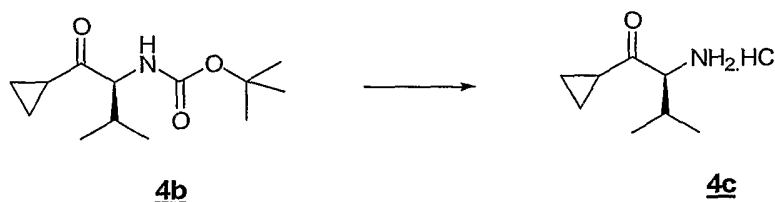
4

### Step A



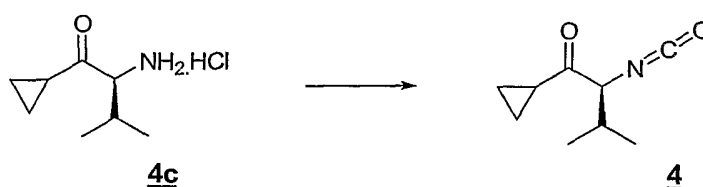
To amide **4a** (0.5 g, 1 eq) in THF was added cyclopropylmagnesium bromide (4 eq, 7.68 mmol) at 0°C. The reaction was warmed up to RT after 15min and the reaction was stirred at RT for 5 hrs, then it was quenched by the addition of 1N HCl. Reaction was diluted with EtOAc and washed with brine. The organic layer was dried over MgSO<sub>4</sub>, purified by column chromatography with 10% EtOAc in hexane to get 0.2g of product **4b**. Yield 43.1%.

### Step B



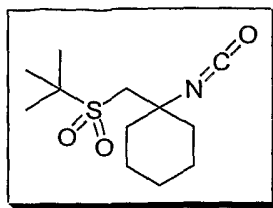
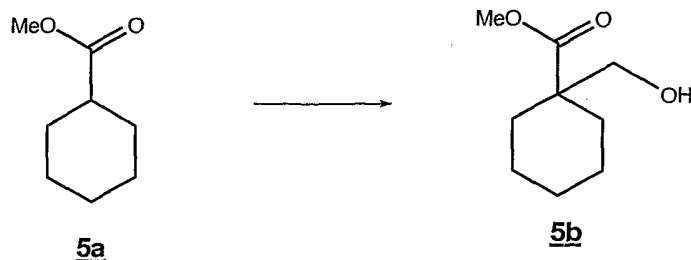
To N-Boc protected amine **4b** (0.2 g) was added 4M HCl (in Dioxane). The reaction was stirred at RT for 50 min which TLC indicated the reaction had been completed. The mixture was concentrated to dryness to get 0.162g of product **4c**.

### Step C



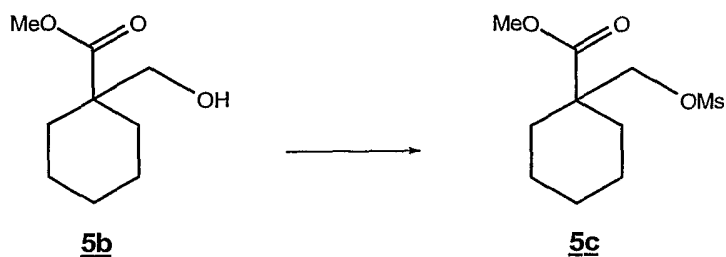
To phosgene in CH<sub>2</sub>Cl<sub>2</sub> (2 eq, 1.65 mmol), NaHCO<sub>3</sub> (5 mL aq. sat. solution) was added **4c** at 0°C. The mixture was stirred at RT for 2.5 h. Separated it by funnel. Organic layer was dried over Na<sub>2</sub>SO<sub>4</sub> (anhydrous). Concentrated it to half volume with cooling bath. Diluted it to 10mL to get desired isocyanate **4** as a 0.083M solution in dichloromethane.

### Synthesis of Intermediate 5:

**5****Step A**

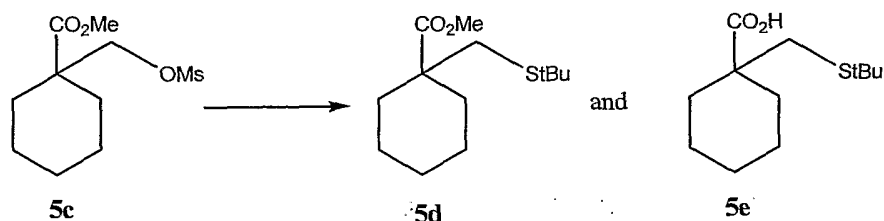
- 5 KHMDS (200ml of a 0.5M solution in toluene) was added, dropwise to a stirred solution of Methyl cyclohexanecarboxylate **5a** (11.1g; 78mmol) in anhydrous THF (200ml), at -78C under an atmosphere of nitrogen. When the addition was complete the reaction was maintained at this temperature for a further 0.5 h. before the addition of Benzyl chloromethyl ether (18.6ml;
- 10 134mmol). The reaction was allowed to warm to room temperature overnight and water (100ml) was added. Aqueous work-up provided a residue which was purified by silica gel column chromatography using EtOAc; hexanes (1:10) as eluent to give the desired, impure, intermediate ether (14.98g) as a colorless oil.
- 15 A black suspension of 10% Pd/C (0.5g) and the aforementioned crude ether (4.1g) in MeOH (80ml) was exposed to an atmosphere of nitrogen (balloon) at room temp., overnight. The reaction was filtered through a pad of celite and the solid was washed thoroughly with methanol. The combined filtrate was concentrated under reduced pressure and the crude product was purified by
- 20 silica gel column chromatography using EtOAc; hexanes (1:5) to give the primary alcohol (**5b**; 0.62g), a colorless oil.

**Step B**



Methanesulfonyl Chloride (0.31ml) followed by triethylamine (0.75ml) were added to a stirred solution of the primary alcohol (**5b**; 0.62g) at 0 °C, under an atmosphere of nitrogen. The resulting mixture was stirred at this temperature for 0.5 h. The reaction mixture was extracted into EtOAc and washed with 1M HCl, sat. aq. NaHCO<sub>3</sub>, water, dried (MgSO<sub>4</sub>) and concentrated. The residue (mesylate **5c**; 0.74 g), was obtained as a yellow oil, which was used in subsequent steps without purification.

### Step C

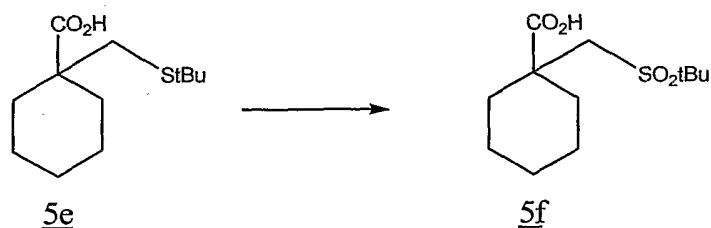


10

Dimethylformamide (20ml; anhydrous; Aldrich) was added to sodium hydride (0.56g; Aldrich) and tert-butyl mercaptan was added to the suspension while cooled in an ice bath under an atmosphere of nitrogen. Once the addition was complete the mesylate (**5c**; prepared as above from 2.00g of alcohol; **5b**) was added and the resulting mixture was stirred overnight at room temperature. The reaction was partitioned between EtOAc and water and the organic phase was separated, dried (MgSO<sub>4</sub>). Column chromatography on silica gel using EtOAc-Hexanes (2:98) provided the methyl ester-sulfide (**5d**; 1.75g). EtOAc was added to the aqueous phase and 10% aq. HCl was added until the water layer pH=1. The organic layer was separated, washed with water, dried and concentrated under reduced pressure to give the sulfide-carboxylic acid (**5e**; 0.747g) as a white solid.

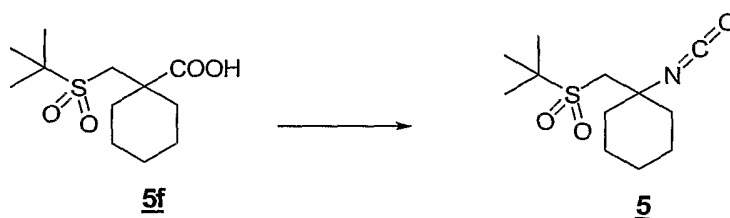
20

### Step D



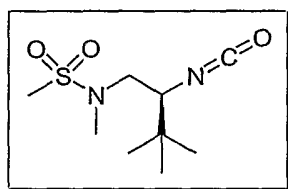
To the sulfide (**5e**; 2.287g) in methanol (75ml) was added a solution of oxone (18.00g; Aldrich) and the resulting white suspension was stirred overnight at room temperature. The volatiles were removed under reduced pressure and the white solid partitioned between EtOAc and water. The organic phase was separated, dried and concentrated to provide the sulfone (**5f**; 2.52 g; contains some solvent).

### Step E



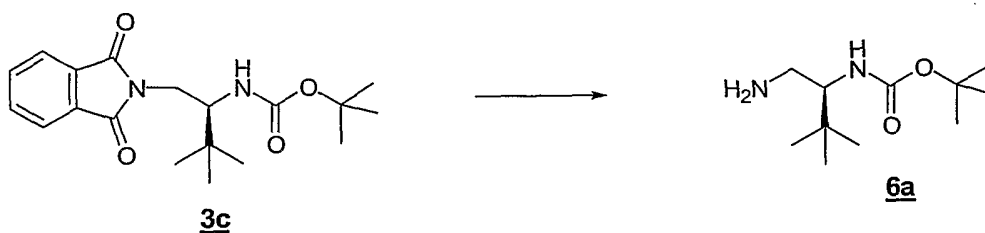
A solution of acid **5f** (1.61 g) in 50 mL of toluene was treated with DPPA (1 eq, 1.33 mL, d 1.270) and triethylamine (1 eq, 0.85 mL, d 0.726). The mixture was heated to 100 °C for 2 h. The reaction mixture was diluted with aq sat NaHCO<sub>3</sub> and extracted with dichloromethane (2 x 100 mL). The combined organic layers were washed with aq sat NaHCO<sub>3</sub> and brine. The organic layer was dried over MgSO<sub>4</sub>, filtered and concentrated under reduced pressure until approximately 20 mL of solvent were left. The solution of the product **5** was adjusted to 0.2M concentration of isocyanate using toluene.

### Synthesis of Intermediate 6:



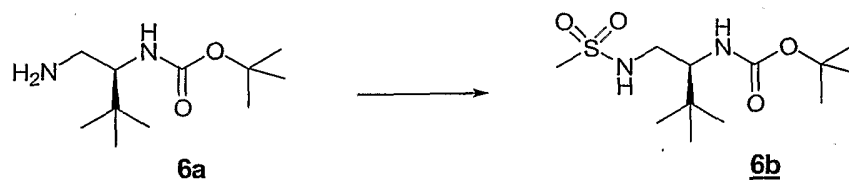
**6**

### Step A



To a solution of phthalimide **3c** (7 g) in 100 mL of MeOH was added hydrazine (0.9 mL, 28.68 mmol, 1.4 eq) and the mixture was refluxed (under N<sub>2</sub>) for 6 h. TLC showed some starting material present and more hydrazine was added (0.45 mL) and stirring was continued at room temperature overnight. A white precipitate was formed. The solids were filtered off and the filtrate was concentrated to yield the product **6a** (4.48 g) as a white solid.

### 10 Step B



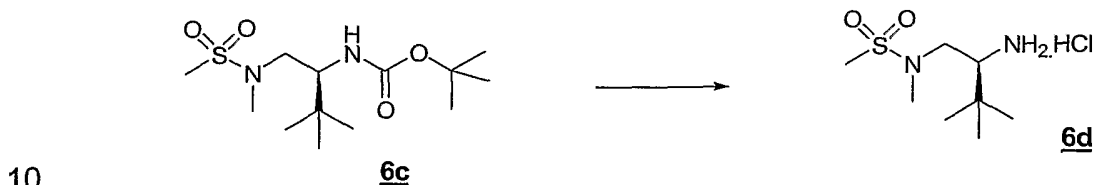
A solution of amine **6a** (2.16 g, 10 mmol) in 100 mL of dichloromethane was cooled to 0 °C and treated with triethylamine (2 eq, 2.8 mL). Methanesulfonyl chloride (1.2 eq, 0.93 mL) was added dropwise. The heterogeneous mixture was stirred overnight (temp 0 to 25 °C). The solids were filtered off and the filtrate was washed with aqueous saturated ammonium chloride solution (100 mL), and brine (100 mL). The organic layer was dried over sodium sulfate, filtered and concentrated. The residue was taken in minimum amount of dichloromethane/ ethyl acetate (approx 10 mL) and the insoluble white solid was filtered off. The filtrate was purified by column chromatography on silica gel to give the product **6b** (2.7 g) as a thick semisolid.

### Step C

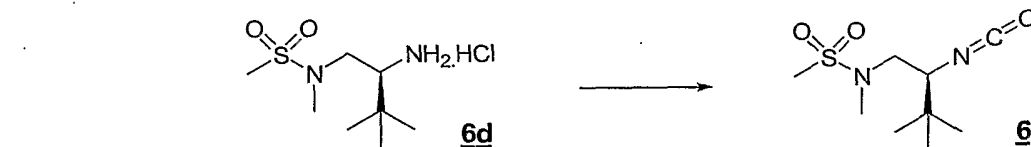


A solution of sulfonamide **6b** (2.2 g, 7.5 mmol) in 50 mL of dry DMF was cooled to 0 °C and treated with cesium carbonate (3 eq, 7.34 g). Iodomethane

(5 eq, 2.34 mL) was added dropwise and the mixture was stirred for 45 min. The cooling bath was removed and the mixture was stirred for further 4 h. The reaction was quenched by addition of aqueous saturated ammonium chloride solution (100 mL) and extracted with ethyl acetate (2 x 100 mL). The combined organic layers were washed with water (200 mL), brine (200 mL) and dried over sodium sulfate. The organic layer was filtered and concentrated. The residue was chromatographed on silica gel to afford the product **6c** (2.16 g).

**Step D**

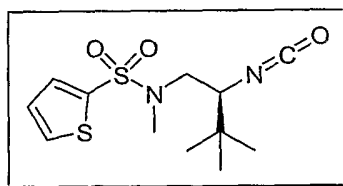
The N-Boc protected amine **6c** (2.1 g, 6.82 mmol) was dissolved in 20 mL of 4M HCl in dioxane at room temperature. The reaction mixture was stirred for 1 h and then all the volatiles were removed under reduced pressure to afford the product **6d** in quantitative yield.

**Step E**

A mixture of amine hydrochloride **6d** in dichloromethane and aqueous saturated NaHCO<sub>3</sub> solution at 0 °C was treated with phosgene (15% solution in toluene) and stirred for 2 h. The reaction mixture was diluted with dichloromethane and washed with cold aqueous saturated NaHCO<sub>3</sub> solution. The organic layer was dried over magnesium sulfate, filtered, and further diluted with toluene. The mixture was concentrated and the product **6** was adjusted and kept as a 0.2M solution in toluene.

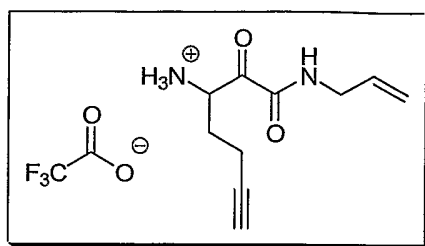

**Synthesis of Intermediate 7:**

25



## 7


The isocyanate **7** was prepared according to the procedure described for isocyanate **6**. 2-Thiophenesulfonyl chloride was used instead of methanesulfonyl chloride in the sulfonamide synthesis step.

5 **Synthesis of Intermediate 8:****8****Step A**

10

To a solution of 4-pentyn-1-ol, **8a** (4.15g; Aldrich) was added Dess-Martin periodinane (30.25g; Aldrich) and the resulting mixture was stirred for 45min. before the addition of (tert-Butoxycarbonylmethylene)triphenylphosphorane (26.75g; Aldrich). The resulting dark reaction was stirred overnight, diluted with ethyl acetate), washed with aqueous sodium sulfite, saturated aqueous sodium bicarbonate, water, brine and dried. The volatiles were removed under reduced pressure and the residue was purified by silica gel column chromatography using 1% ethyl acetate in hexanes as eluent to give the desired compound **8b** (3.92g). Some impure fractions were also obtained but set aside at this time.

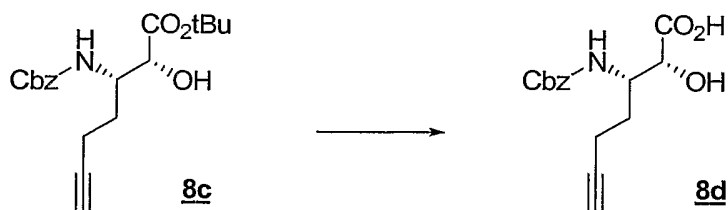
15

**Step B**

Using the alkene **8b** (1.9 g) in *n*-propanol (20mL; Aldrich)), benzyl carbamate (4.95g; Aldrich) in *n*-propanol (40mL), NaOH (1.29g) in water (79ml), tert-butyl

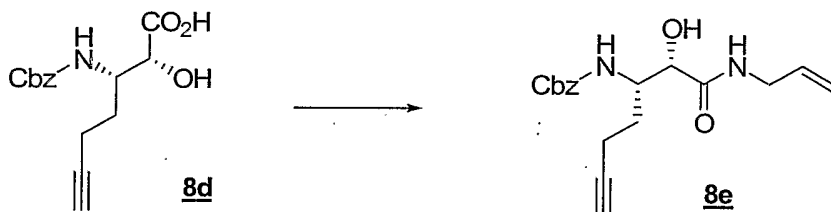
hypochlorite (3.7ml), (DHQ)2PHAL (0.423g; Aldrich)) in *n*-propanol (37.5ml), and potassium osmate:dehydrate (0.1544g; Aldrich) and the procedure set forth in *Angew. Chem. Int. Ed. Engl* (1998), 35, (23/24), pp. 2813-7 gave a crude product which was purified by silica gel column chromatography using EtOAc:Hexanes (1:5) to give the desired amino alcohol **8c** (1.37g, 37%) as a white solid.

### Step C



To the ester **8c** (0.700g) was added 4M HCl in dioxane (20ml; Aldrich) and the resulting mixture was allowed to stand at room temperature overnight. The volatiles were removed under reduced pressure to give the acid **8d** (0.621g) as a white solid.

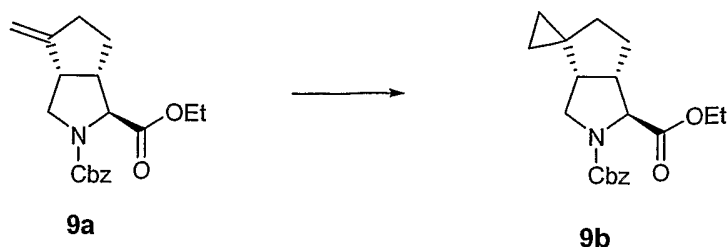
### Step D



BOP reagent (3.65g; Sigma) followed by triethylamine (3.45ml) were added to a dichloromethane (20ml) solution of the carboxylic acid **8d** (2.00 g) and allyl amine (0.616ml) at room temperature and the resulting mixture was stirred overnight. The reaction mixture was partitioned between EtOAc and 10% aqueous HCl. The organic phase was separated, washed with saturated aqueous sodium bicarbonate, water, dried (magnesium sulfate). The crude reaction product was purified by silica gel column chromatography using (EtOAc:Hexanes; 70:30) as eluent to provide the desired amide **8e** (1.73g) as a viscous yellow oil.

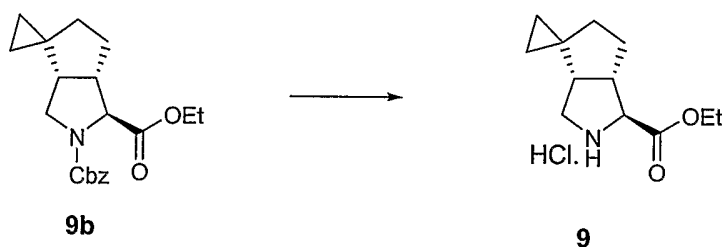
### Step E





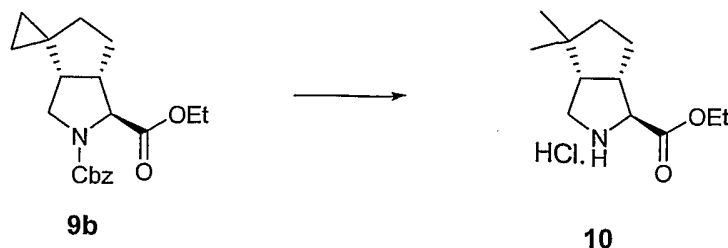
Diethyl zinc (1M in heptanes, 73 mL, 73 mmol) was added to dichloromethane (100 mL) at 0°C under nitrogen atmosphere. Trifluoroacetic acid (5.6 mL, 73 mmol) was added dropwise over 30 min. Maintained the temperature for additional 15-20 min. Diiodomethane (5.9 mL, 73 mmol) was then added dropwise over 20 min and temperature was maintained for additional 15-20 min. Finally a solution of **9a** (4.8 g, 14.6 mmol) was added in dichloromethane (20 mL) was added dropwise. The reaction mixture was warmed to room temperature over 16 hr. Then the reaction mixture was cooled to 0°C and quenched by slow addition of saturated ammonium chloride solution (200 mL). The aqueous layer was separated and extracted with dichloromethane (125 mL). The combined organic layer was washed with saturated sodium bicarbonate, brine, dried (Na<sub>2</sub>SO<sub>4</sub>), filtered and concentrated. The crude material was purified by flash chromatography using 15/85 of EtOAc/hexanes which afforded 2.89 g of **9b**.

### Step 3



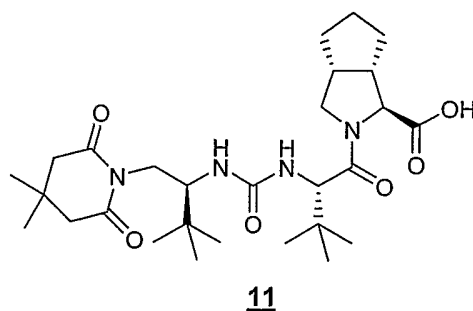
To a well-stirred solution of **9b** (2.41 g, 7.03 mmol) in ethanol (100 mL) was added 4M HCl in dioxane (2 mL) and catalytic amount of 10% palladium on carbon. The mixture was hydrogenated using a balloon filled with hydrogen gas at room temperature for 5 hr. At this time another portion of the catalyst was added and the mixture was hydrogenated over 16 hr. The reaction was stopped, filtered through a pad of celite, rinsed with ethanol, and the filtrate was concentrated to afford 1.74g of **9**, which was used without further purification.

### Synthesis of intermediate 10

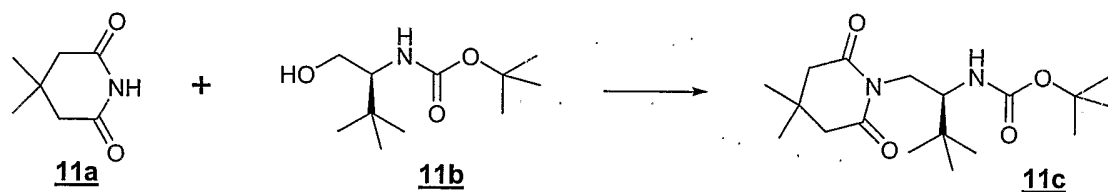


Compound **9b** will be converted to the required material **10** using the above hydrogenation procedure (Step 3) using Platinum (IV) oxide instead of 10% palladium on carbon.

5 **Synthesis of:**

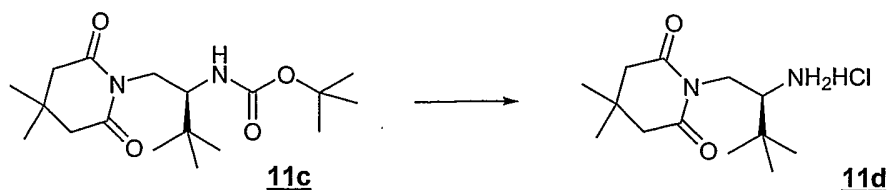


**Step A**



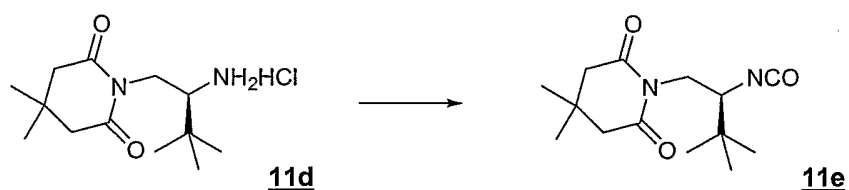
- 10 A solution of 4,4-dimethylglutarimide **11a** (1.5 eq, 4.86 g, Aldrich) in 200 mL of dry THF was cooled to 0 °C and treated with triphenylphosphine (3 eq, 18.07 g) and S-Boc-tert-butylglycinol **11b** (5 g, Aldrich). Diisopropylazodicarboxylate (2.5 eq, 11.3 mL, d 1.027) was added dropwise and the resulting solution was stirred at 0 °C. After 10 min, the mixture became a slurry and stirring was
- 15 continued overnight (0 to 25 °C). The mixture was concentrated under reduced pressure and the residue was dissolved in 80 mL of ether. Hexanes (100 mL) was added and the precipitated solids were filtered off. The filtrate was concentrated to half its volume and hexanes (100 mL) was added again. The solids were filtered off. The filtrate was concentrated under reduced
- 20 pressure. The residue was chromatographed on silica gel (ethyl acetate/hexanes; 2:8) to afford the product **11c** (4.0 g; 51 %) as a white solid.

**Step B**



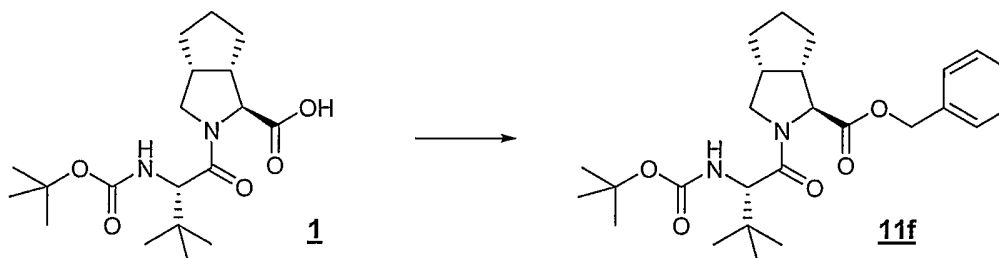
The N-Boc protected amine **11c** (3 g) was dissolved in 50 mL of 4M HCl solution in dioxanes. The reaction mixture was stirred for about 1h until all the starting material had been consumed as determined by TLC analysis (ethyl acetate/hexanes; 2:8). All the volatiles were removed under reduced pressure to afford the product **11d** (2.4 g; 98 %) as a white solid.

### Step C



A solution of amine hydrochloride **11d** (1.0 g) in 40 mL of dichloromethane was treated with 40 mL of aqueous saturated sodium bicarbonate solution and stirred vigorously for 10 min at 0 °C. Stirring was stopped and layers were allowed to separate. Phosgene (10 mL of 20% soln in toluene) was added through a needle to the organic layer (lower layer) in one portion. The mixture was vigorously stirred immediately after addition for 10 min at 0 °C and further stirred at room temp for 2.5 h. The mixture was diluted with 100 mL of dichloromethane and layers were separated. The organic layer was washed with 30 mL of cold aqueous saturated sodium bicarbonate solution and dried over magnesium sulfate. The organic layer was filtered and the filtrate was diluted with 50 mL of toluene. The resulting solution was concentrated and the product **11e** was kept as a 0.241M solution.

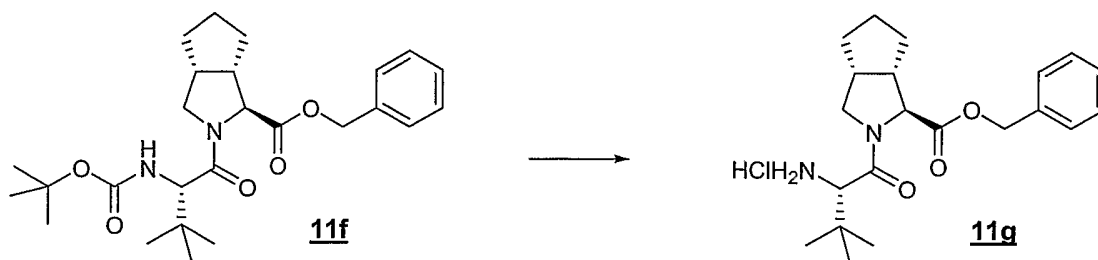
### Step D



A solution of acid **1** (2.19 g) in 40 mL of dry DMF was cooled to 0 °C and treated with cesium carbonate (1.2 eq, 1.22 g) followed by addition of benzyl

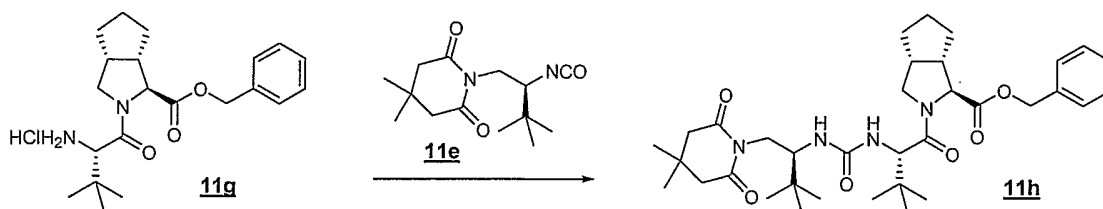
bromide (1.2 eq, 0.85 mL, d 1.438). The reaction mixture was stirred for 24 h (temp: 0 to 25 °C). The mixture was diluted with ethyl acetate (350 mL) and washed with water (3 x 50 mL). The organic layer was dried over magnesium sulfate, filtered and concentrated under reduced pressure. The residue was chromatographed on silica gel (gradient: hexanes to ethyl acetate/hexanes 25:75) to afford the product **11f** (2.1 g; 77 %) as a clear oil.

### Step E



The N-Boc protected amine **11f** (2.1 g) was dissolved in 50 mL of 4M HCl solution in dioxane. The resulting solution was stirred at room temperature until all the starting material had been consumed as determined by TLC analysis (ethyl acetate/hexanes; 25:75). After 1 h, all the volatiles were removed under reduced pressure to afford the product **11g** (1.8 g; 98 %) as a white solid.

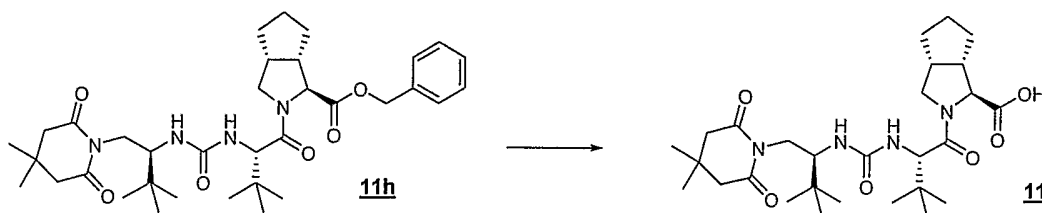
### Step F



A solution of amine hydrochloride **11g** in 10 mL of dry dichloromethane was treated with N-methylmorpholine (2.5 eq, 0.7 mL, d 0.920) at 0 °C. The resulting solution was stirred for 5 min followed by addition of isocyanate **11e** (1.3 eq, 13.6 mL of 0.241M soln in toluene). The reaction mixture was stirred for 5 min and the cooling bath was removed. The mixture was further stirred for 2 h. The mixture was partitioned between dichloromethane (200 mL) and aqueous 1M HCl (50 mL). Layers were separated and the organic layer was washed with aqueous saturated sodium bicarbonate solution (50 mL). The organic layer was dried over magnesium sulfate, filtered and concentrated under reduced pressure. The residue was chromatographed on silica gel

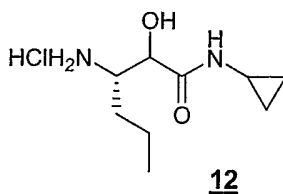
(gradient: acetone/hexanes; 5:95 to 35:65) to afford the product **11h** (1.33 g; 84 %) as a white solid.

### Step G




- 5 The benzyl ester **11h** (1.3 g) was dissolved in 30 mL of ethyl acetate and treated with 20% palladium dihydroxide on carbon (0.1 mol%; 145 mg). The heterogeneous mixture was hydrogenated at 50 psi for 2 h. The mixture was diluted with 200 mL of dichloromethane and filtered thru a short path of celite. The filtrate was concentrated under reduced pressure to afford the product **11**
- 10 (1.1 g; 98 %) as a white solid.

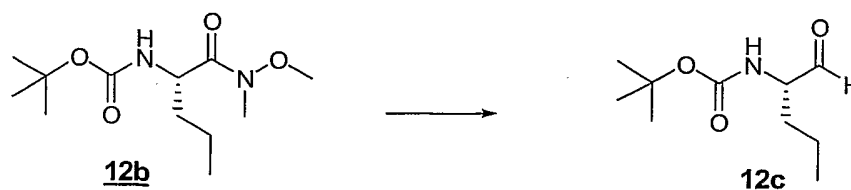
Synthesis of:



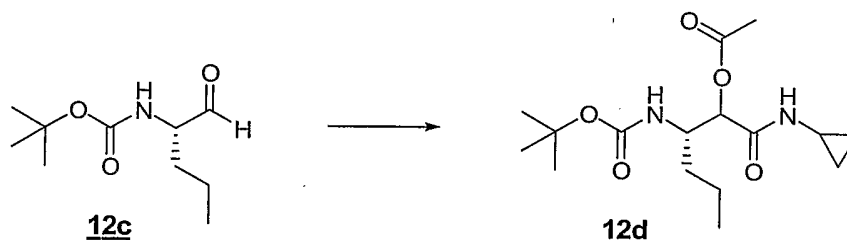
### Step A



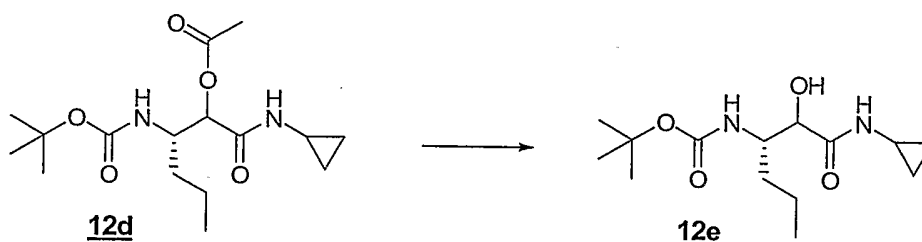
- 15 A solution of acid **12a** (2 g) in 100 mL of dry dichloromethane and 5 mL of DMF was treated with N,O-dimethylhydroxylamine hydrochloride (1.1 eq, 986 mg), BOP reagent (1.1 eq, 4.47 g), and N-methylmorpholine (3.3 eq, 3.3 mL, d 0.920) in that order. The mixture was heated to 50 °C overnight. The reaction mixture was concentrated to half its volume and diluted with 400 mL
- 20 of ethyl acetate. The organic layer was washed with water (80 mL), aqueous 1M HCl (80 mL), aqueous saturated sodium bicarbonate solution (80 mL), and brine (80 mL). The organic layer was dried over magnesium sulfate, filtered, and concentrated under reduced pressure. The residue was
- 25 chromatographed on silica gel (gradient: acetone/hexanes; 5:95 to 3:7) to afford the product **12b** as a clear oil.

**Step B**

A solution of amide **12b** (2.2 g) in 100 mL of dry THF was cooled to °C. Lithium aluminum hydride solution (1.3 eq) was added dropwise. The cooling bath was removed after 5 min and the mixture was allowed to reach room temperature. TLC analysis (ethyl acetate/hexanes; 2:8) showed that all the starting material had been consumed. The excess LAH was carefully quenched by addition of drops of aqueous saturated sodium hydrogen sulfate. The mixture was diluted with 200 mL of ether and aqueous saturated sodium hydrogen sulfate was added in small portions until a white solid precipitated. The mixture was filtered thru celite and the filtrate was washed with 50 mL of brine. The organic layer was dried over magnesium sulfate, filtered and concentrated. The residue was chromatographed on silica gel (gradient: ethyl acetate/hexanes; 5:95 to 4:6) to afford the aldehyde product **12c** as a colorless oil.


**Step C**

A solution of aldehyde **12c** (1.8 g) in 100 mL of dry dichloromethane was treated with isonitrile (1.1 eq, 680 mg) and acetic acid (2 eq, 1.02 mL, d 1.0149). The mixture was stirred overnight. All the volatiles were removed under vacuum and the residue was chromatographed on silica gel (gradient: ethyl acetate/hexanes; 2:8 to 6:4) to afford the product **12d** as a white solid.

**Step D**

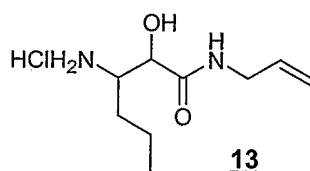
A solution of acetate **12d** (1.6 g) in 60 mL of a 1:1:1 mixture of THF/MeOH/water was treated with lithium hydroxide monohydrate and stirred for approximately 1 h until all the starting material had been consumed as determined by TLC analysis (ethyl acetate/hexanes; 1:1). The volatiles were removed in rotavap and the residue was diluted with dichloromethane (150 mL). The layers were separated and the aqueous layer was diluted with 30 mL of aqueous saturated sodium bicarbonate solution and extracted with dichloromethane (3 x 80 mL). The combined organic layers were dried over magnesium sulfate, filtered and concentrated to afford the product **12e** as a white solid.

### Step E



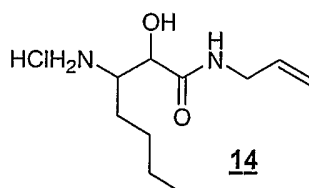
The N-Boc protected amine **12e** (1.5 g) was dissolved in 20 mL of 4M HCl in dioxane. The reaction mixture was stirred for about 1 h until all the starting material had been consumed. All the volatiles were removed under vacuum to afford the product **12** as a white solid.

Synthesis of:



The amine hydrochloride **13** will be prepared following the synthetic route described for the preparation of amine hydrochloride **12**. The commercially available N-Boc-D,L-norvaline will be used as starting material and allyl isocyanide will be used instead of cyclopropylisocyanide to form the corresponding allyl amide.

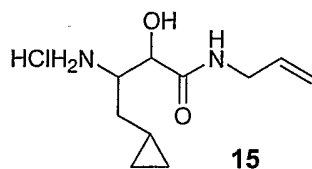
Synthesis of:



25

The amine hydrochloride **14** will be prepared following the synthetic route described for the preparation of amine hydrochloride **12**. N-Boc-D,L-norleucine will be used as starting material and allyl isocyanide will be used instead of cyclopropylisocyanide to form the corresponding allyl amide.

5 Synthesis of:

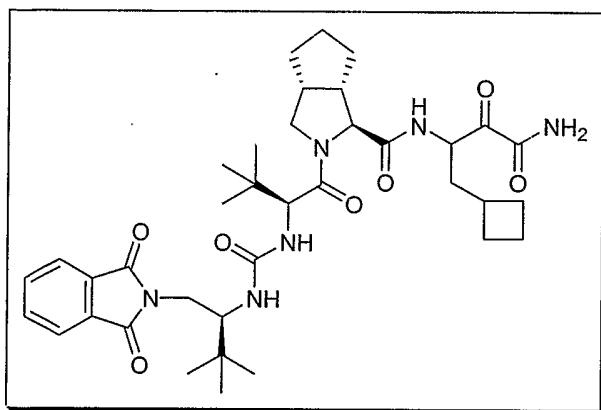


The amine hydrochloride **15** will be prepared following the synthetic route described for the preparation of amine hydrochloride **12**. N-Boc-beta-cyclopropyl-D,L-alanine will be used as starting material and allyl isocyanide will be used instead of cyclopropylisocyanide to form the corresponding allyl amide.

10

**Synthesis of Inhibitors**

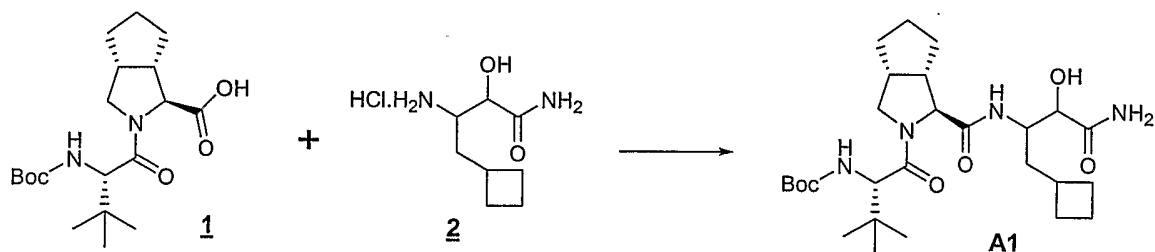
**Preparative Example A**



15

**A**

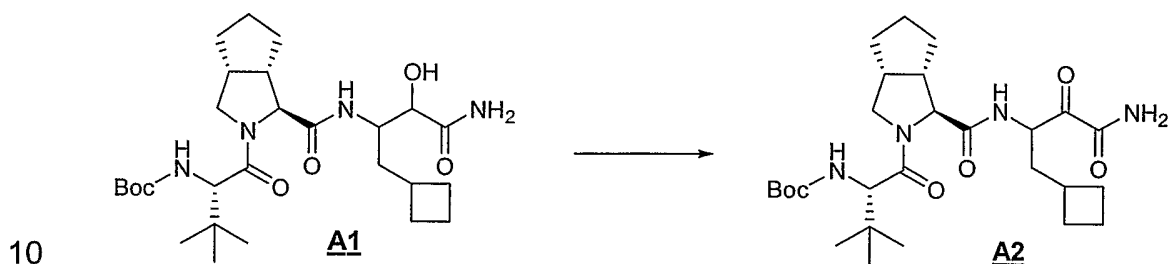
**Step 1**



20 A solution of acid **1** (255 mg) in 5 mL of dry dichloromethane and 5 mL of dry DMF was stirred at 0 °C and treated with HATU (368 mg). The amine

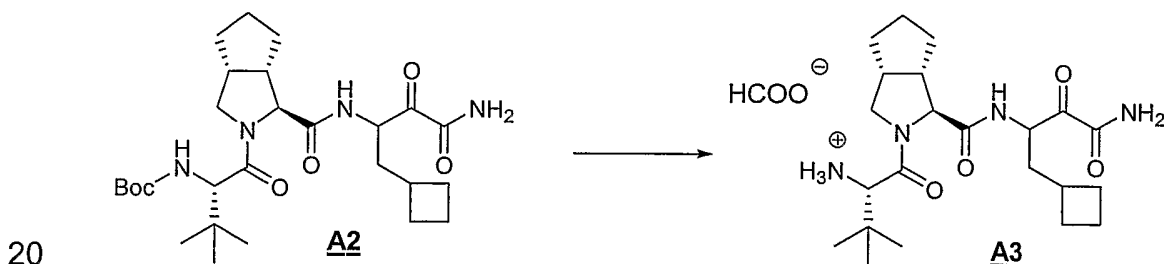
hydrochloride **2** (201 mg) was added followed by addition of N-methylmorpholine (0.42 mL). The reaction mixture was gradually warmed to room temperature and stirred overnight. All the volatiles were removed under vacuum and the residue was taken into 100 mL of ethyl acetate. The organic layer was washed with aqueous 1N HCl (15 mL), aqueous saturated NaHCO<sub>3</sub> (15 mL), water (15 mL), brine (15 mL), dried over MgSO<sub>4</sub>, filtered, and concentrated under reduced pressure to afford the desired product **A1**. No further purification was carried out for the product.

### Step 2



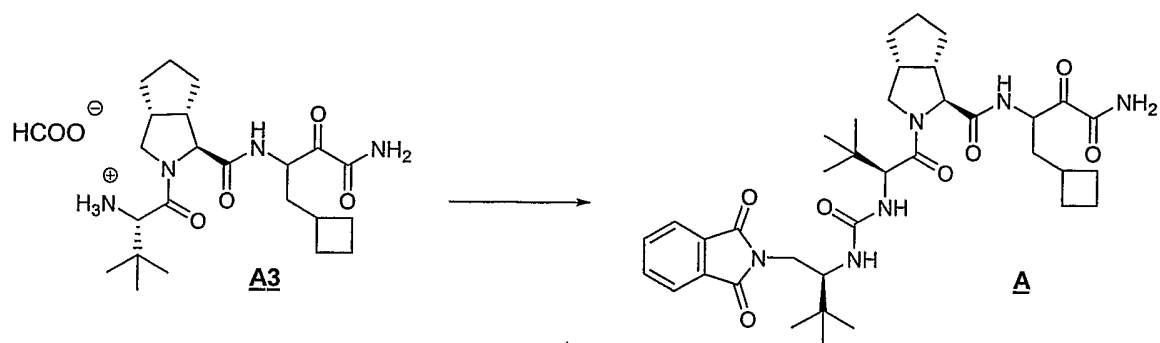
A solution of **A1** (360 mg) in 20 mL of a 1:1 mixture of toluene/DMSO was treated with EDCI (1.3 g) and dichloroacetic acid (0.42 mL, d 1.563). Reaction mixture was stirred at room temperature for about 3 h. The reaction mixture was diluted with dichloromethane (100 mL) and washed with aqueous saturated NaHCO<sub>3</sub> (15 mL), aqueous 1N HCl (15 mL), and brine (15 mL). The organic layer was dried over magnesium sulfate, filtrated, and concentrated under reduced pressure. The residue was chromatographed on silica gel (gradient: acetone/hexanes; 2:8 to 5:5) to afford the product **A2** in 84% yield.

### Step 3



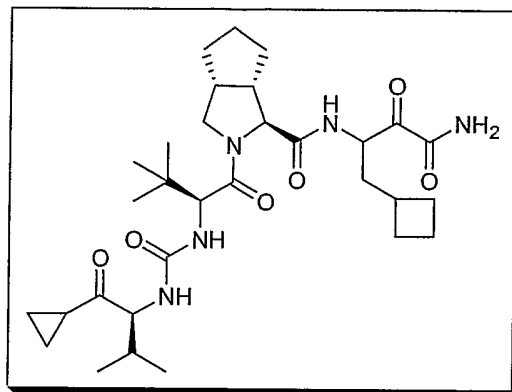
The N-Boc protected amine **A2** was treated with 10 mL of formic acid. The resulting solution was stirred for 2 h. All the volatiles were removed under reduced pressure. No further purification was done for the product **A3**.

### Step 4



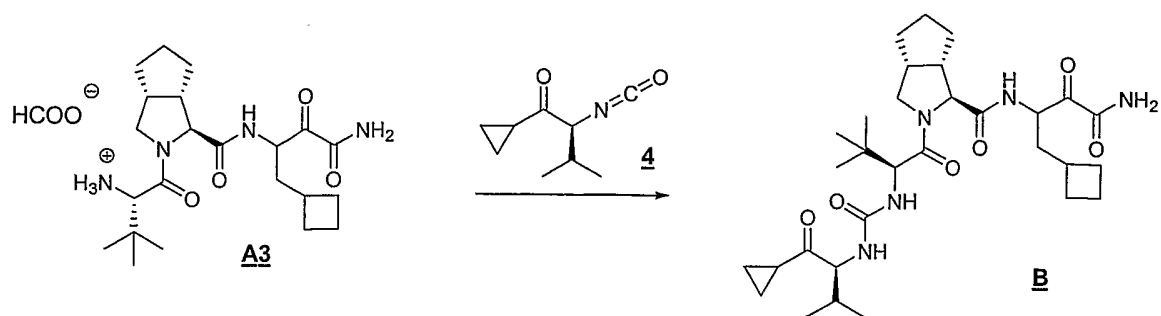
To a solution of the amine salt **A3** in 1 mL of dry methylene chloride was added N-methylmorpholine (0.037 mL, d 0.920). The resulting solution was cooled in an ice-water bath and a solution of isocyanate in toluene (2.5 mL of a 0.135M soln) was slowly added. The mixture was stirred for 2 h (temp 0 to 25 °C). The reaction mixture was diluted with 60 mL of dichloromethane and washed with 15 mL of aqueous 1N HCl. Aqueous layer was back extracted with dichloromethane (2 x 20 mL). Combined organic layers were dried over magnesium sulfate, filtered and concentrated under reduced pressure. The residue was chromatographed on Silica gel (gradient: acetone/hexanes; 1:9 to 6:4) to give the product **A** (15 mg) as a white solid in 20% yield. HRMS (FAB) calcd for C<sub>37</sub>H<sub>53</sub>N<sub>6</sub>O<sub>7</sub> [M+H] 693.3976; found 693.3987

### Preparative Example B



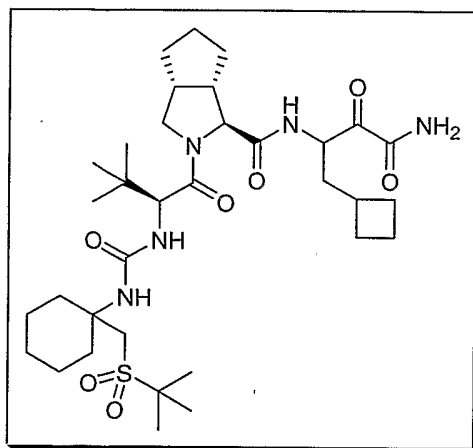
15

### Step 1



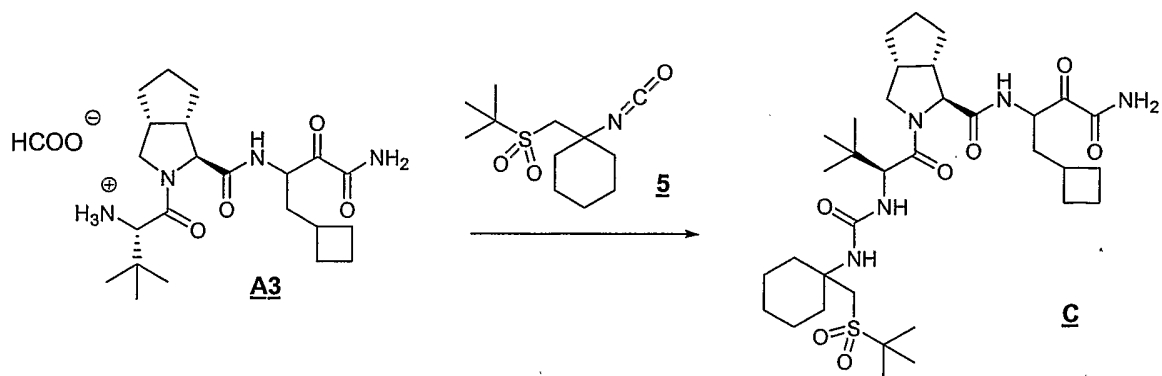
To a solution of the amine salt **A3** in 1 mL of dry methylene chloride was added N-methylmorpholine (0.037 mL, d 0.920). The resulting solution was cooled in an ice-water bath and a solution of isocyanate **4** in toluene (0.64 mL of a 0.538M soln) was slowly added. The mixture was stirred for 2 h (temp 0 to 25 °C). The reaction mixture was diluted with 60 mL of dichloromethane and washed with 15 mL of aqueous 1N HCl. Aqueous layer was back extracted with dichloromethane (2 x 20 mL). Combined organic layers were dried over magnesium sulfate, filtered and concentrated under reduced pressure. The residue was chromatographed on Silica gel (gradient: acetone/hexanes; 1:9 to 6:4) to give the product **B** (14.6 mg) as a white solid in 22 % yield. HRMS (FAB) calcd for C<sub>31</sub>H<sub>50</sub>N<sub>5</sub>O<sub>6</sub> [M+H] 588.3761; found 588.3757.

### 15 Preparative Example C



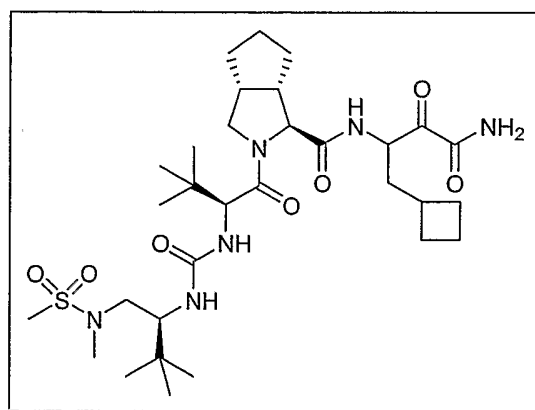
**C**

#### Step 1



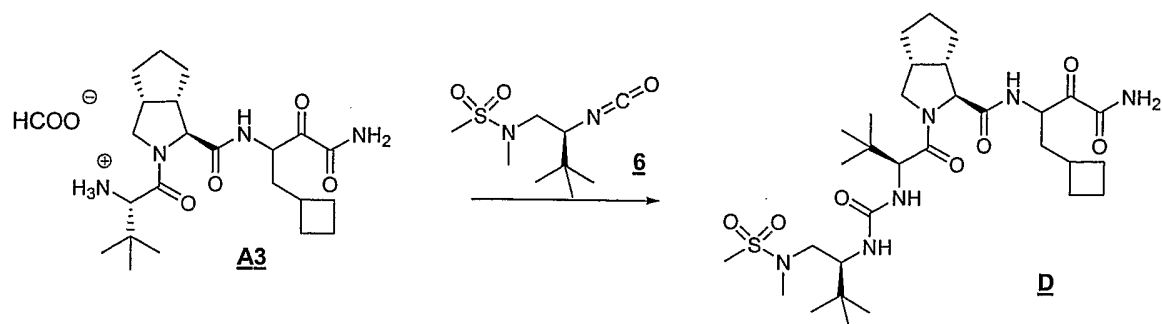
To a solution of the amine salt **A3** in 1 mL of dry methylene chloride was added N-methylmorpholine (0.037 mL, d 0.920). The resulting solution was cooled in an ice-water bath and a solution of isocyanate **5** in toluene (1.4 mL of a 0.250M soln) was slowly added. The mixture was stirred for 2 h (temp 0 to 25 °C). The reaction mixture was diluted with 60 mL of dichloromethane and washed with 15 mL of aqueous 1N HCl. Aqueous layer was back extracted with dichloromethane (2 x 20 mL). Combined organic layers were dried over magnesium sulfate, filtered and concentrated under reduced pressure. The residue was chromatographed on Silica gel (gradient: acetone/hexanes; 1:9 to 6:4) to give the product **C** (9.7 mg) as a white solid in 13% yield. HRMS (FAB) calcd for  $C_{34}H_{58}N_5O_7S$  [M+H] 680.4057; found 680.4066.

#### 15 Preparative Example D



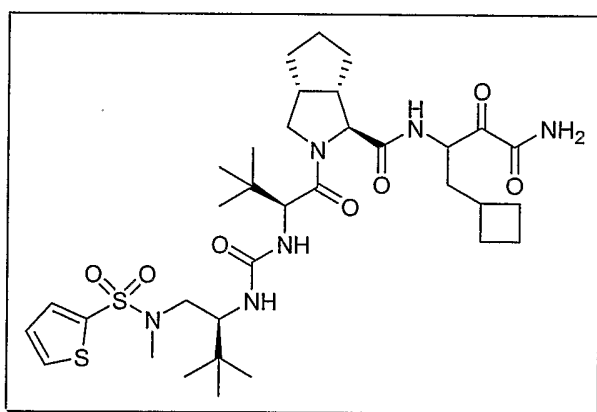
**D**

#### Step 1



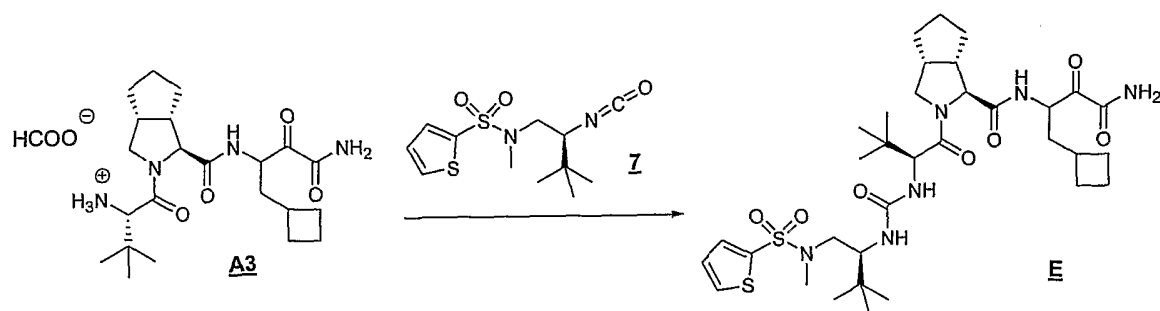
To a solution of the amine **A3** in 1 mL of dry methylene chloride was added N-methylmorpholine (0.037 mL, d 0.920). The resulting solution was cooled in an ice-water bath and a solution of isocyanate **6** in toluene (1.0 mL of a 0.340M soln) was slowly added. The mixture was stirred for 2 h (temp 0 to 25 °C). The reaction mixture was diluted with 60 mL of dichloromethane and washed with 15 mL of aqueous 1N HCl. The aqueous layer was back extracted with dichloromethane (2 x 20 mL). Combined organic layers were dried over magnesium sulfate, filtered and concentrated under reduced pressure. The residue was chromatographed on silica gel (gradient: acetone/hexanes; 1:9 to 6:4) to give the product **D** (23 mg) as a white solid in 32% yield. HRMS (FAB) calcd for C<sub>31</sub>H<sub>55</sub>N<sub>6</sub>O<sub>7</sub>S [M+H] 655.3853; found 655.3870.

### 15 Preparative Example E



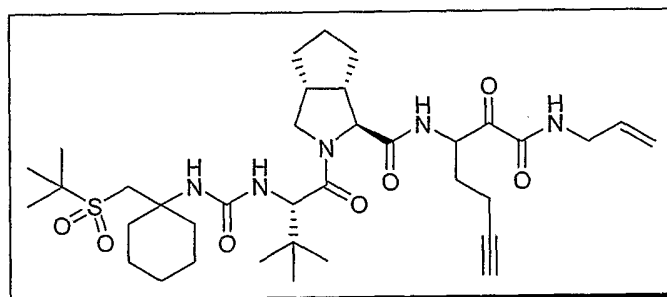
**E**

### Step 1



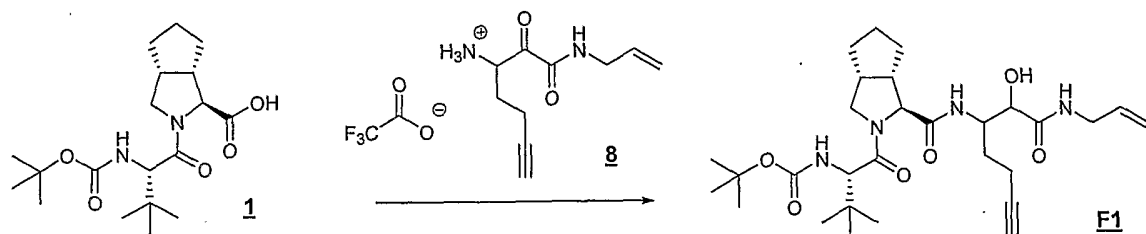
To a solution of the amine **A3** in 1 mL of dry methylene chloride was added N-methylmorpholine (0.037 mL, d 0.920). The resulting solution was cooled in  
 5 an ice-water bath and a solution of isocyanate **7** in toluene (1.4 mL of a 0.250M soln) was slowly added. The mixture was stirred for 2 h (temp 0 to 25 °C). The reaction mixture was diluted with 60 mL of dichloromethane and washed with 15 mL of aqueous 1N HCl. Aqueous layer was back extracted with dichloromethane (2 x 20 mL). Combined organic layers were dried over  
 10 magnesium sulfate, filtered and concentrated under reduced pressure. The residue was chromatographed on Silica gel (gradient: acetone/hexanes; 1:9 to 6:4) to give the product **D** (11.5 mg) as a white solid in 14% yield. HRMS (FAB) calcd for C<sub>34</sub>H<sub>55</sub>N<sub>6</sub>O<sub>7</sub>S<sub>2</sub> [M+H] 723.3574; found 723.3568.

### Preparative Example F



**F**

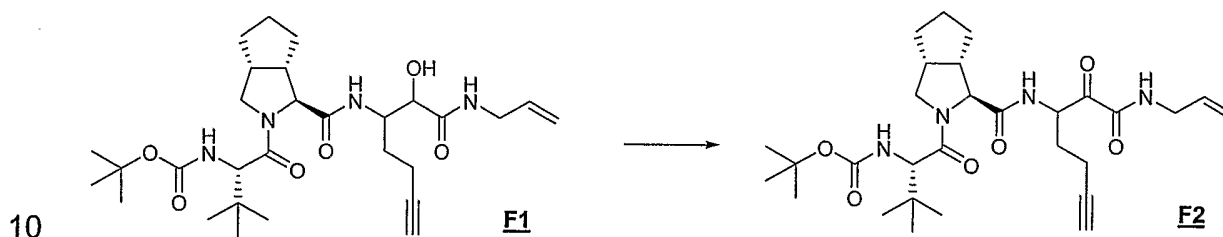
### Step 1



20 A solution of acid **1** (280 mg) in 10 mL of dry dichloromethane and 10 mL of dry DMF was stirred at 0 °C and treated with HATU (1.4 eq, 405 mg). The

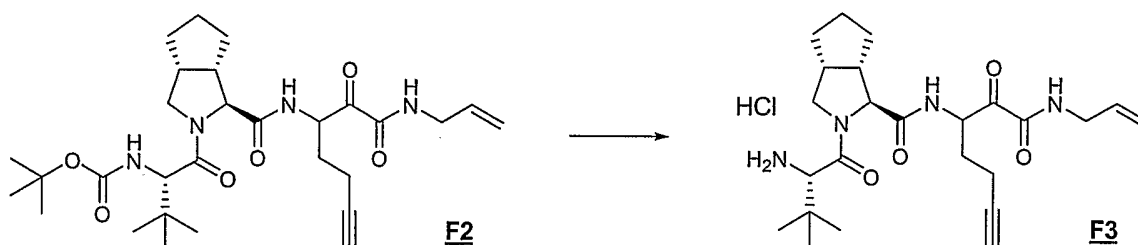
amine salt **8** (1.3 eq, 569 mg) was added in dichloromethane. Then, N-methylmorpholine (4 eq, 0.33 mL, d 0.920) was added. The reaction mixture was stirred at -20 °C for 48 h. All the volatiles were removed under vacuum and the residue was dissolved in 200 mL of ethyl acetate. The organic layer was washed with water (30 mL), aqueous 1N HCl (30 mL), aqueous saturated sodium bicarbonate (30 mL), and brine (30 mL). The organic layer was dried over magnesium sulfate, filtered and concentrated under reduced pressure. The product **F1** was used without further purification.

### Step 2



A solution of hydroxyamide **F1** (415 mg) in 20 mL of dry dichloromethane was treated with Dess-Martin periodinane (3 eq, 966 mg). Reaction mixture was stirred at room temperature for 45 min. The mixture was treated with aqueous 1M sodium thiosulfate solution (15 mL) and aqueous saturated sodium bicarbonate (15 mL) and stirred for 15 min. The mixture was extracted with dichloromethane (3 x 50 mL). The combined organic layers were dried over magnesium sulfate, filtered, and concentrated. The residue was chromatographed on silica gel (gradient: acetone/hexanes; 1:9 to 4:6) to afford the product **F2** as a colorless oil.

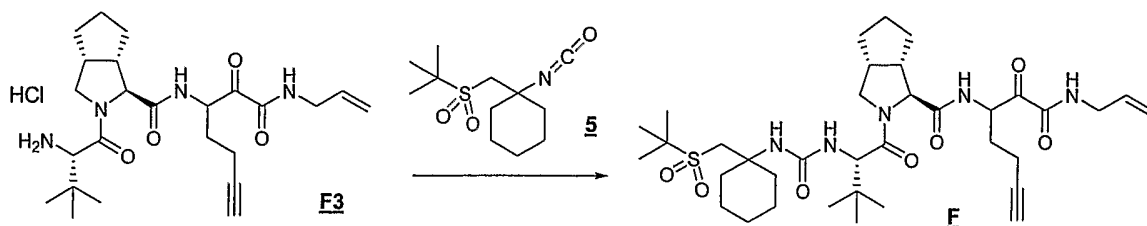
### Step 3



The N-Boc protected amine **F2** (155 mg) was dissolved in 5 mL of 4M HCl in dioxane at room temperature. The mixture was stirred until all the starting material had been consumed as determined by TLC analysis (acetone/hexanes; 3:7). After 45 minutes, all the volatiles were removed

under vacuum to give the product **F3** as a white solid which was used without further purification.

#### Step 4

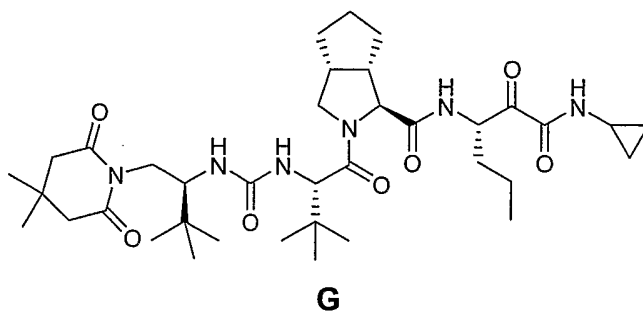


5

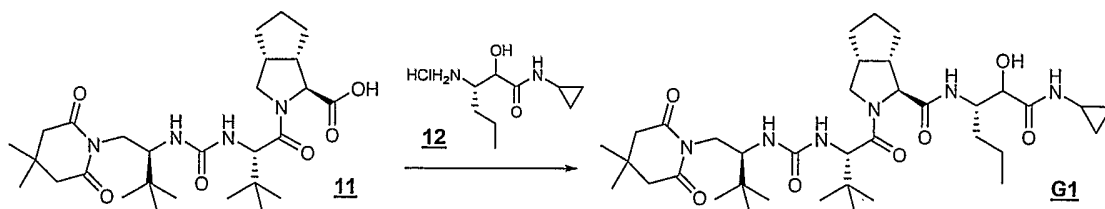
A solution of the amine hydrochloride **F3** (67 mg) in 2 mL of dry dichloromethane was treated with N-methylmorpholine (3.7 eq, 0.06 mL, d 0.920) and cooled to 0 °C. The isocyanate was added dropwise (0.75 mL of a 0.2M solution in toluene) and the mixture was stirred overnight (temp 0 to 25 °C). The reaction mixture was diluted with 50 mL of dichloromethane and washed with 15 mL of aqueous 1M HCl and 15 mL of aqueous saturated sodium bicarbonate solution. The organic layer was dried over magnesium sulfate, filtered and concentrated. The residue was chromatographed on silica gel (gradient: acetone/hexanes; 1:9 to 4:6) to give the product **F** as a white solid. HRMS (FAB) calcd for C<sub>36</sub>H<sub>58</sub>N<sub>5</sub>O<sub>7</sub>S [M+H] 704.4057; found 704.4071.

15

#### Preparative Example G

**G**

#### Step 1

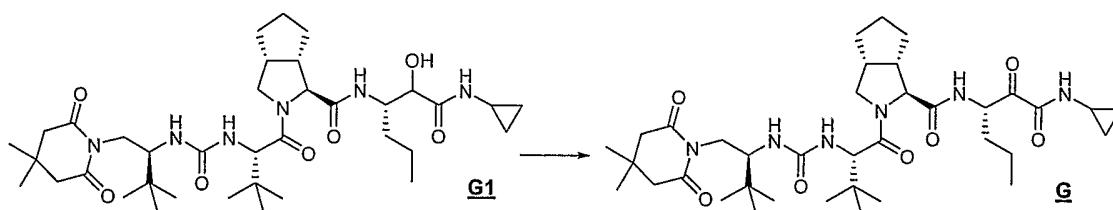


20

A solution of acid **11** (60 mg) in 2 mL of dry dichloromethane and 1 mL of dry DMF was stirred at 0 °C and treated with HATU (1.4 eq, 60 mg). The amine salt **12** (1.2 eq, 30 mg) was added followed by N-methylmorpholine (4 eq,

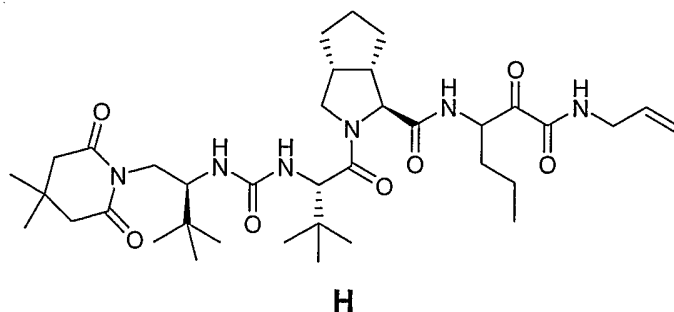
0.05 mL, d 0.920). The reaction mixture was stirred overnight (temp 0 to 25 °C). All the volatiles were removed under vacuum and the residue was dissolved in 50 mL of ethyl acetate. The organic layer was washed with water (20 mL), aqueous 1M HCl (10 mL), aqueous saturated sodium bicarbonate solution (10 mL), and brine (10 mL). The organic layer was dried over magnesium sulfate, filtered and concentrated under reduced pressure. The product **G1** was used without further purification.

### Step 2

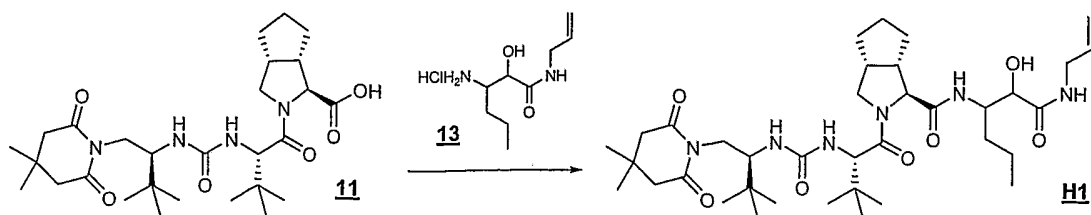


A solution of hydroxyamide **G1** (0.112 mmol) in 10 mL of dry dichloromethane was treated with Dess-Martin periodinane (2.0 eq, 95 mg). The reaction mixture was stirred at room temperature for 30 min. The mixture was treated with aqueous 1M sodium thiosulfate solution (10 mL) and stirred for 5 min. Aqueous saturated sodium bicarbonate solution (20 mL) was also added and stirring was continued for further 10 min. The mixture was extracted with dichloromethane (3 x 30 mL). The combined organic layers were dried over magnesium sulfate, filtered, and concentrated. The residue was chromatographed on silica gel (gradient: acetone/hexanes; 1:9 to 4:6) to afford the product **G** (63 mg; 80 %) as white solid. HRMS (FAB) calcd for  $C_{37}H_{61}N_6O_7$  [M+H] 701.4601; found 701.4614.

### Preparative Example H

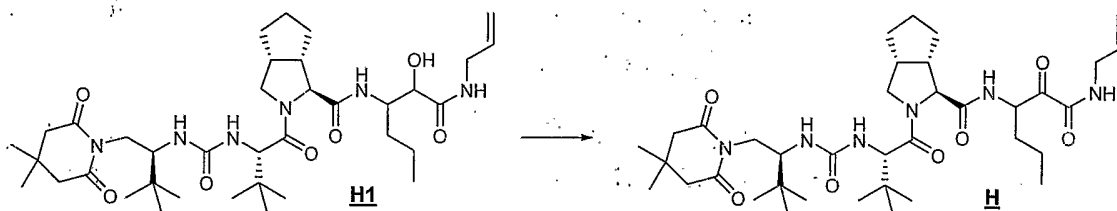


### Step 1



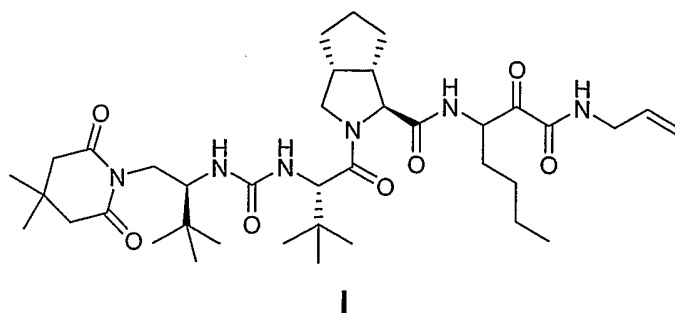
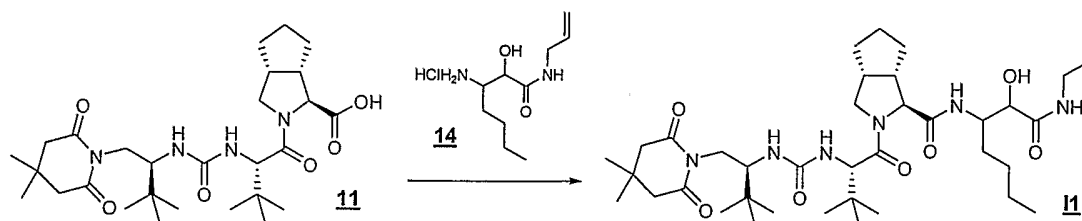
A solution of acid **11** (60 mg) in 2 mL of dry dichloromethane and 1 mL of dry DMF was stirred at 0 °C and treated with HATU (1.4 eq, 60 mg). The amine salt **13** (1.2 eq, 30 mg) was added followed by N-methylmorpholine (4 eq, 0.05 mL, d 0.920). The reaction mixture was stirred overnight (temp 0 to 25 °C). All the volatiles were removed under vacuum and the residue was dissolved in 50 mL of ethyl acetate. The organic layer was washed with water (20 mL), aqueous 1M HCl (10 mL), aqueous saturated sodium bicarbonate solution (10 mL), and brine (10 mL). The organic layer was dried over magnesium sulfate, filtered and concentrated under reduced pressure. The product **H1** was used without further purification.

### Step 2

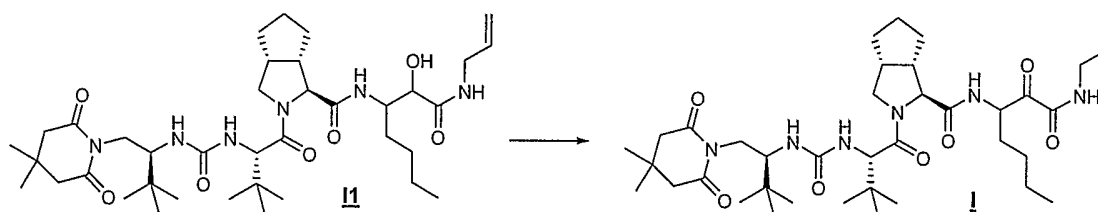


A solution of hydroxyamide **H1** (0.112 mmol) in 10 mL of dry dichloromethane was treated with Dess-Martin periodinane (2.0 eq, 95 mg). The reaction mixture was stirred at room temperature for 30 min. The mixture was treated with aqueous 1M sodium thiosulfate solution (10 mL) and stirred for 5 min. Aqueous saturated sodium bicarbonate solution (20 mL) was also added and stirring was continued for further 10 min. The mixture was extracted with dichloromethane (3 x 30 mL). The combined organic layers were dried over magnesium sulfate, filtered, and concentrated. The residue was chromatographed on silica gel (gradient: acetone/hexanes; 1:9 to 45:55) to afford the product **H** (64 mg; 82 %) as white solid. HRMS (FAB) calcd for  $C_{37}H_{61}N_6O_7$  [M+H] 701.4601; found 701.4607.

### Preparative Example I

**Step 1**

- 5 A solution of acid **11** (60 mg) in 2 mL of dry dichloromethane and 1 mL of dry DMF was stirred at 0 °C and treated with HATU (1.4 eq, 60 mg). The amine salt **14** (1.2 eq, 32 mg) was added followed by N-methylmorpholine (4 eq, 0.05 mL, d 0.920). The reaction mixture was stirred overnight (temp 0 to 25 °C). All the volatiles were removed under vacuum and the residue was
- 10 dissolved in 50 mL of ethyl acetate. The organic layer was washed with water (20 mL), aqueous 1M HCl (10 mL), aqueous saturated sodium bicarbonate solution (10 mL), and brine (10 mL). The organic layer was dried over magnesium sulfate, filtered and concentrated under reduced pressure. The product **I1** was used without further purification.

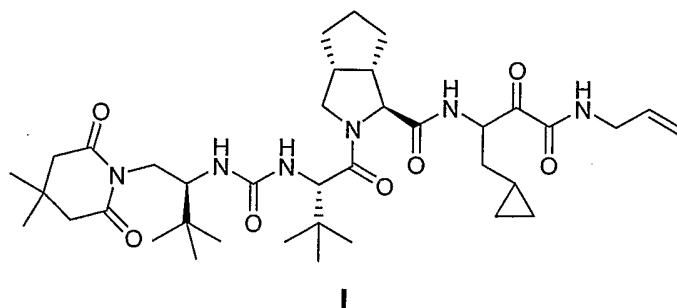
15 **Step 2**

- A solution of hydroxyamide **I1** (0.112 mmol) in 10 mL of dry dichloromethane was treated with Dess-Martin periodinane (2.0 eq, 95 mg). The reaction
- 20 mixture was stirred at room temperature for 30 min. The mixture was treated with aqueous 1M sodium thiosulfate solution (10 mL) and stirred for 5 min. Aqueous saturated sodium bicarbonate solution (20 mL) was also added and stirring was continued for further 10 min. The mixture was extracted with dichloromethane (3 x 30 mL). The combined organic layers were dried over

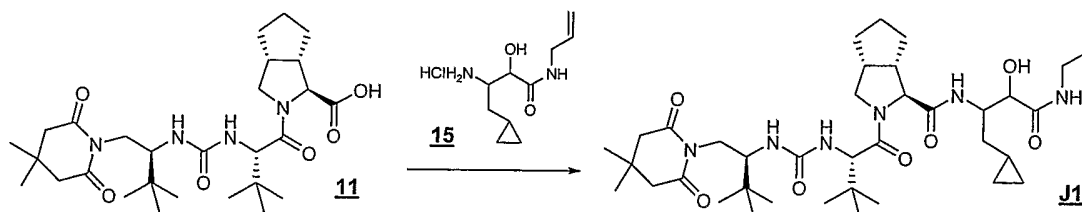
magnesium sulfate, filtered, and concentrated. The residue was chromatographed on silica gel (gradient: acetone/hexanes; 1:9 to 45:55) to afford the product **I** (64 mg; 80 %) as white solid.

### Preparative Example J

5



#### Step 1

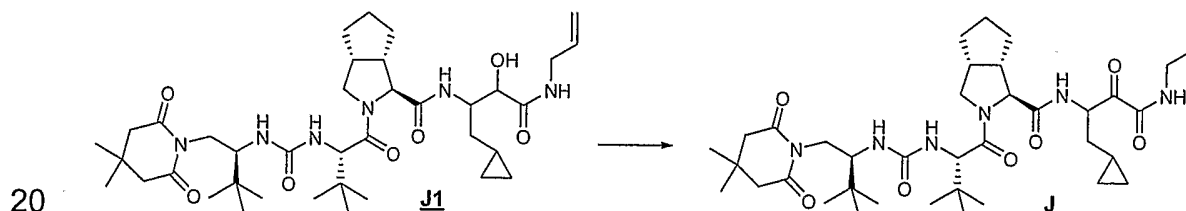


A solution of acid **11** (60 mg) in 2 mL of dry dichloromethane and 1 mL of dry DMF was stirred at 0 °C and treated with HATU (1.4 eq, 60 mg). The amine salt **15** (1.2 eq, 31 mg) was added followed by N-methylmorpholine (4 eq, 0.05 mL, d 0.920). The reaction mixture was stirred overnight (temp 0 to 25 °C). All the volatiles were removed under vacuum and the residue was dissolved in 50 mL of ethyl acetate. The organic layer was washed with water (20 mL), aqueous 1M HCl (10 mL), aqueous saturated sodium bicarbonate solution (10 mL), and brine (10 mL). The organic layer was dried over magnesium sulfate, filtered and concentrated under reduced pressure. The product **J1** was used without further purification.

10

15

#### Step 2



20

A solution of hydroxyamide **J1** (0.112 mmol) in 10 mL of dry dichloromethane was treated with Dess-Martin periodinane (2.0 eq, 95 mg). The reaction mixture was stirred at room temperature for 30 min. The mixture was treated

with aqueous 1M sodium thiosulfate solution (10 mL) and stirred for 5 min. Aqueous saturated sodium bicarbonate solution (20 mL) was also added and stirring was continued for further 10 min. The mixture was extracted with dichloromethane (3 x 30 mL). The combined organic layers were dried over  
5 magnesium sulfate, filtered, and concentrated. The residue was chromatographed on silica gel (gradient: acetone/hexanes; 1:9 to 45:55) to afford the product **J** (57 mg; 71 %) as white solid. HRMS (FAB) calcd for  $C_{38}H_{61}N_6O_7$  [M+H] 713.4601; found 713.4607.

The present invention relates to novel HCV protease inhibitors. This  
10 utility can be manifested in their ability to inhibit the HCV NS3/NS4a serine protease. A general procedure for such demonstration is illustrated by the following *in vitro* assay.

#### **Assay for HCV Protease Inhibitory Activity:**

Spectrophotometric Assay: Spectrophotometric assay for the HCV serine  
15 protease can be performed on the inventive compounds by following the procedure described by R. Zhang *et al*, *Analytical Biochemistry*, 270 (1999): 268-275, the disclosure of which is incorporated herein by reference. The assay based on the proteolysis of chromogenic ester substrates is suitable for the continuous monitoring of HCV NS3 protease activity. The substrates are  
20 derived from the P side of the NS5A-NS5B junction sequence (Ac-DTEDVVX(Nva), where X = A or P) whose C-terminal carboxyl groups are esterified with one of four different chromophoric alcohols (3- or 4-nitrophenol, 7-hydroxy-4-methyl-coumarin, or 4-phenylazophenol). Illustrated below are the synthesis, characterization and application of these novel  
25 spectrophotometric ester substrates to high throughput screening and detailed kinetic evaluation of HCV NS3 protease inhibitors.

#### **Materials and Methods:**

Materials: Chemical reagents for assay related buffers are obtained from Sigma Chemical Company (St. Louis, Missouri). Reagents for peptide  
30 synthesis were from Aldrich Chemicals, Novabiochem (San Diego, California), Applied Biosystems (Foster City, California) and Perseptive Biosystems (Framingham, Massachusetts). Peptides are synthesized manually or on an automated ABI model 431A synthesizer (from Applied Biosystems). UV/VIS Spectrometer model LAMBDA 12 was from Perkin Elmer (Norwalk,

Connecticut) and 96-well UV plates were obtained from Corning (Corning, New York). The prewarming block can be from USA Scientific (Ocala, Florida) and the 96-well plate vortexer is from Labline Instruments (Melrose Park, Illinois). A Spectramax Plus microtiter plate reader with monochromator is  
5 obtained from Molecular Devices (Sunnyvale, California).

Enzyme Preparation: Recombinant heterodimeric HCV NS3/NS4A protease (strain 1a) is prepared by using the procedures published previously (D. L. Sali *et al*, *Biochemistry*, 37 (1998) 3392-3401). Protein concentrations are determined by the Biorad dye method using recombinant HCV protease  
10 standards previously quantified by amino acid analysis. Prior to assay initiation, the enzyme storage buffer (50 mM sodium phosphate pH 8.0, 300 mM NaCl, 10% glycerol, 0.05% lauryl maltoside and 10 mM DTT) is exchanged for the assay buffer (25 mM MOPS pH 6.5, 300 mM NaCl, 10% glycerol, 0.05% lauryl maltoside, 5  $\mu$ M EDTA and 5  $\mu$ M DTT) utilizing a Biorad  
15 Bio-Spin P-6 prepacked column.

Substrate Synthesis and Purification: The synthesis of the substrates is done as reported by R. Zhang *et al*, (*ibid.*) and is initiated by anchoring Fmoc-Nva-OH to 2-chlorotriyl chloride resin using a standard protocol (K. Barlos *et al*, *Int. J. Pept. Protein Res.*, 37 (1991), 513-520). The peptides are subsequently  
20 assembled, using Fmoc chemistry, either manually or on an automatic ABI model 431 peptide synthesizer. The N-acetylated and fully protected peptide fragments are cleaved from the resin either by 10% acetic acid (HOAc) and 10% trifluoroethanol (TFE) in dichloromethane (DCM) for 30 min, or by 2% trifluoroacetic acid (TFA) in DCM for 10 min. The combined filtrate and DCM  
25 wash is evaporated azeotropically (or repeatedly extracted by aqueous Na<sub>2</sub>CO<sub>3</sub> solution) to remove the acid used in cleavage. The DCM phase is dried over Na<sub>2</sub>SO<sub>4</sub> and evaporated.

The ester substrates are assembled using standard acid-alcohol coupling procedures (K. Holmber *et al*, *Acta Chem. Scand.*, B33 (1979) 410-  
30 412). Peptide fragments are dissolved in anhydrous pyridine (30-60 mg/ml) to which 10 molar equivalents of chromophore and a catalytic amount (0.1 eq.) of para-toluenesulfonic acid (pTSA) were added. Dicyclohexylcarbodiimide (DCC, 3 eq.) is added to initiate the coupling reactions. Product formation is

monitored by HPLC and can be found to be complete following 12-72 hour reaction at room temperature. Pyridine solvent is evaporated under vacuum and further removed by azeotropic evaporation with toluene. The peptide ester is deprotected with 95% TFA in DCM for two hours and extracted three  
5 times with anhydrous ethyl ether to remove excess chromophore. The deprotected substrate is purified by reversed phase HPLC on a C3 or C8 column with a 30% to 60% acetonitrile gradient (using six column volumes). The overall yield following HPLC purification can be approximately 20-30%. The molecular mass can be confirmed by electrospray ionization mass  
10 spectroscopy. The substrates are stored in dry powder form under desiccation.

Spectra of Substrates and Products: Spectra of substrates and the corresponding chromophore products are obtained in the pH 6.5 assay buffer. Extinction coefficients are determined at the optimal off-peak wavelength in 1-  
15 cm cuvettes (340 nm for 3-Np and HMC, 370 nm for PAP and 400 nm for 4-Np) using multiple dilutions. The optimal off-peak wavelength is defined as that wavelength yielding the maximum fractional difference in absorbance between substrate and product (product OD - substrate OD)/substrate OD).

Protease Assay: HCV protease assays are performed at 30°C using a 200 µl  
20 reaction mix in a 96-well microtiter plate. Assay buffer conditions (25 mM MOPS pH 6.5, 300 mM NaCl, 10% glycerol, 0.05% lauryl maltoside, 5 µM EDTA and 5 µM DTT) are optimized for the NS3/NS4A heterodimer (D. L. Sali *et al, ibid.*). Typically, 150 µl mixtures of buffer, substrate and inhibitor are placed in wells (final concentration of DMSO  $\leq 4$  % v/v) and allowed to  
25 preincubate at 30 °C for approximately 3 minutes. Fifty µls of prewarmed protease (12 nM, 30°C) in assay buffer, is then used to initiate the reaction (final volume 200 µl). The plates are monitored over the length of the assay (60 minutes) for change in absorbance at the appropriate wavelength (340 nm for 3-Np and HMC, 370 nm for PAP, and 400 nm for 4-Np) using a  
30 Spectromax Plus microtiter plate reader equipped with a monochromator (acceptable results can be obtained with plate readers that utilize cutoff filters). Proteolytic cleavage of the ester linkage between the Nva and the chromophore is monitored at the appropriate wavelength against a no enzyme blank as a control for non-enzymatic hydrolysis. The evaluation of substrate

kinetic parameters is performed over a 30-fold substrate concentration range (~6-200  $\mu\text{M}$ ). Initial velocities are determined using linear regression and kinetic constants are obtained by fitting the data to the Michaelis-Menten equation using non-linear regression analysis (Mac Curve Fit 1.1, K. Raner).

5 Turnover numbers ( $k_{\text{cat}}$ ) are calculated assuming the enzyme is fully active.

Evaluation of Inhibitors and Inactivators: The inhibition constants ( $K_i$ ) for the competitive inhibitors Ac-D-(D-Gla)-L-I-(Cha)-C-OH (27), Ac-DTEDVVA(Nva)-OH and Ac-DTEDVVP(Nva)-OH are determined experimentally at fixed concentrations of enzyme and substrate by plotting  $v_0/v_i$  vs. inhibitor

10 concentration ( $[I]_0$ ) according to the rearranged Michaelis-Menten equation for competitive inhibition kinetics:  $v_0/v_i = 1 + [I]_0 / (K_i (1 + [S]_0 / K_m))$ , where  $v_0$  is the uninhibited initial velocity,  $v_i$  is the initial velocity in the presence of inhibitor at any given inhibitor concentration ( $[I]_0$ ) and  $[S]_0$  is the substrate

15 concentration used. The resulting data are fitted using linear regression and the resulting slope,  $1/(K_i(1+[S]_0/K_m))$ , is used to calculate the  $K_i$  value. The obtained  $K_i^*$  values (in nanoMolar) for some of the inventive compounds are shown below in **Table 2**.

**Table 2**

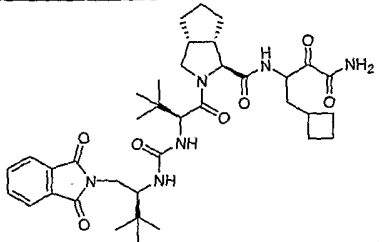
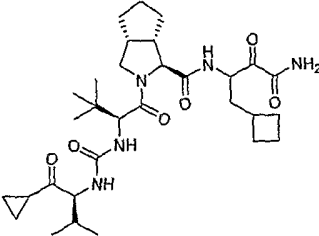
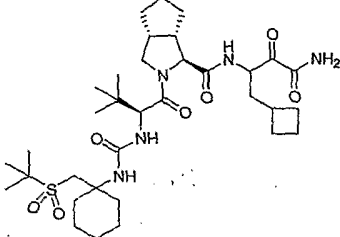
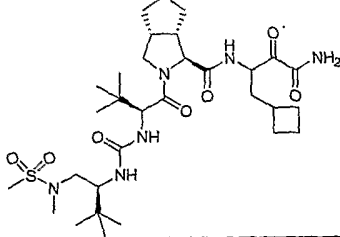
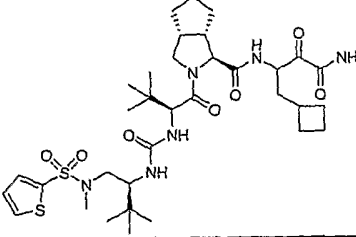
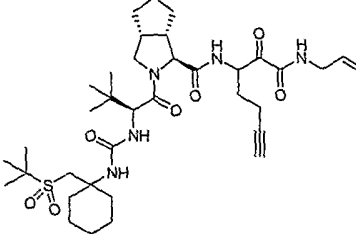
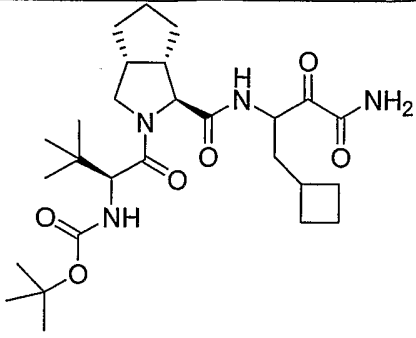
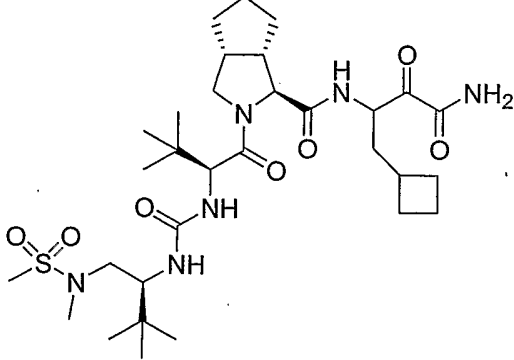
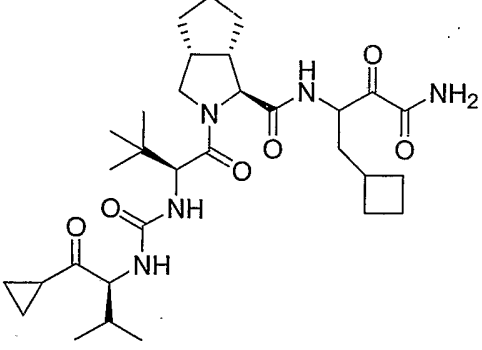
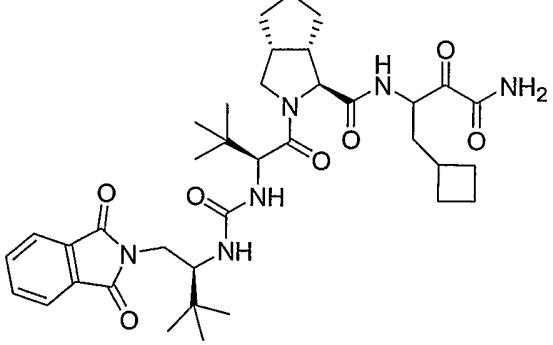
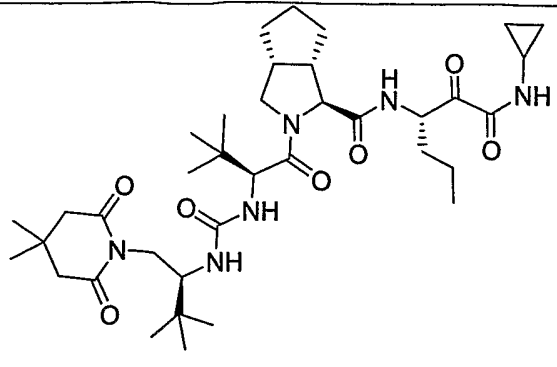
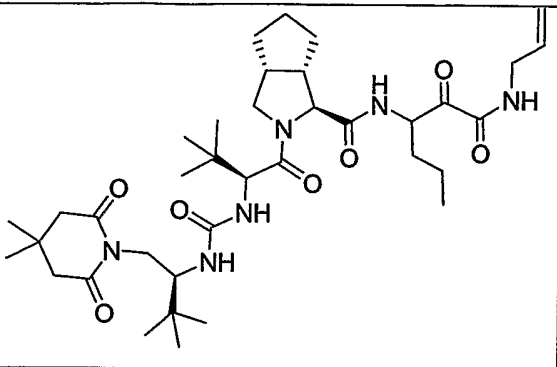
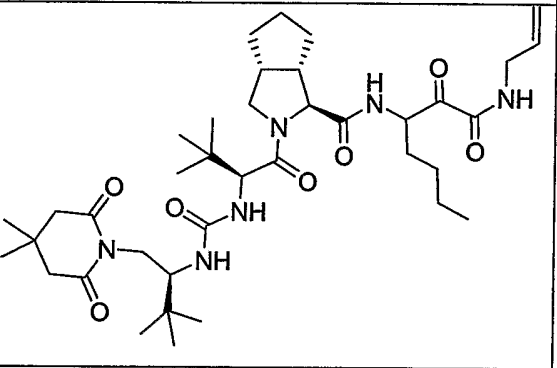
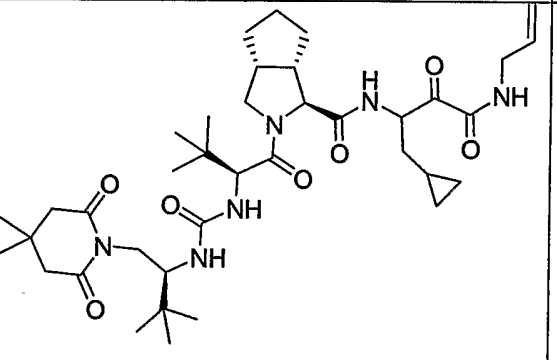
Entry	Compound	Ki* (nM)
1		13
2		40
3		30
4		15
5		19
6		27

Table 2A lists additional inventive compounds and their activities:

**Table 2A**

1		C
2		A
3		A
4		A

<p>5</p>		<p>A</p>
<p>6</p>		<p>A</p>
<p>7</p>		<p>A</p>
<p>8</p>		<p>A</p>
<p>9</p>		<p>A</p>

10		A
11		A
12		A
13		A

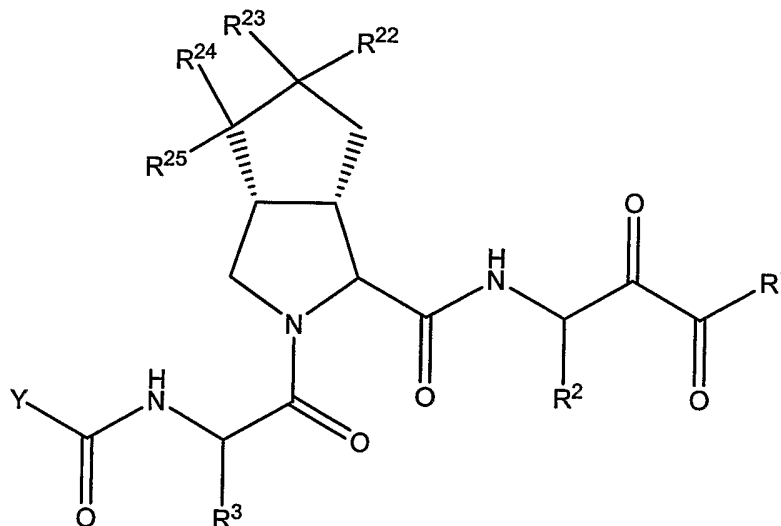
Range of  $K_i^*$  indicated A  $\leq 75$  nM;  $75 < B \leq 250$  nM; C  $> 250$  nM.

5 While the present invention has been described with in conjunction with the specific embodiments set forth above, many alternatives, modifications and other variations thereof will be apparent to those of ordinary skill in the art. All such alternatives, modifications and variations are intended to fall within the spirit and scope of the present invention.

**CLAIMS**

What is claimed is:

1. A compound, or enantiomers, stereoisomers, rotamers, tautomers, diastereomers or racemates of said compound, or a pharmaceutically acceptable salt, solvate or ester of said compound, said compound having the
- 5 acceptable salt, solvate or ester of said compound, said compound having the general structure shown in Formula 1:



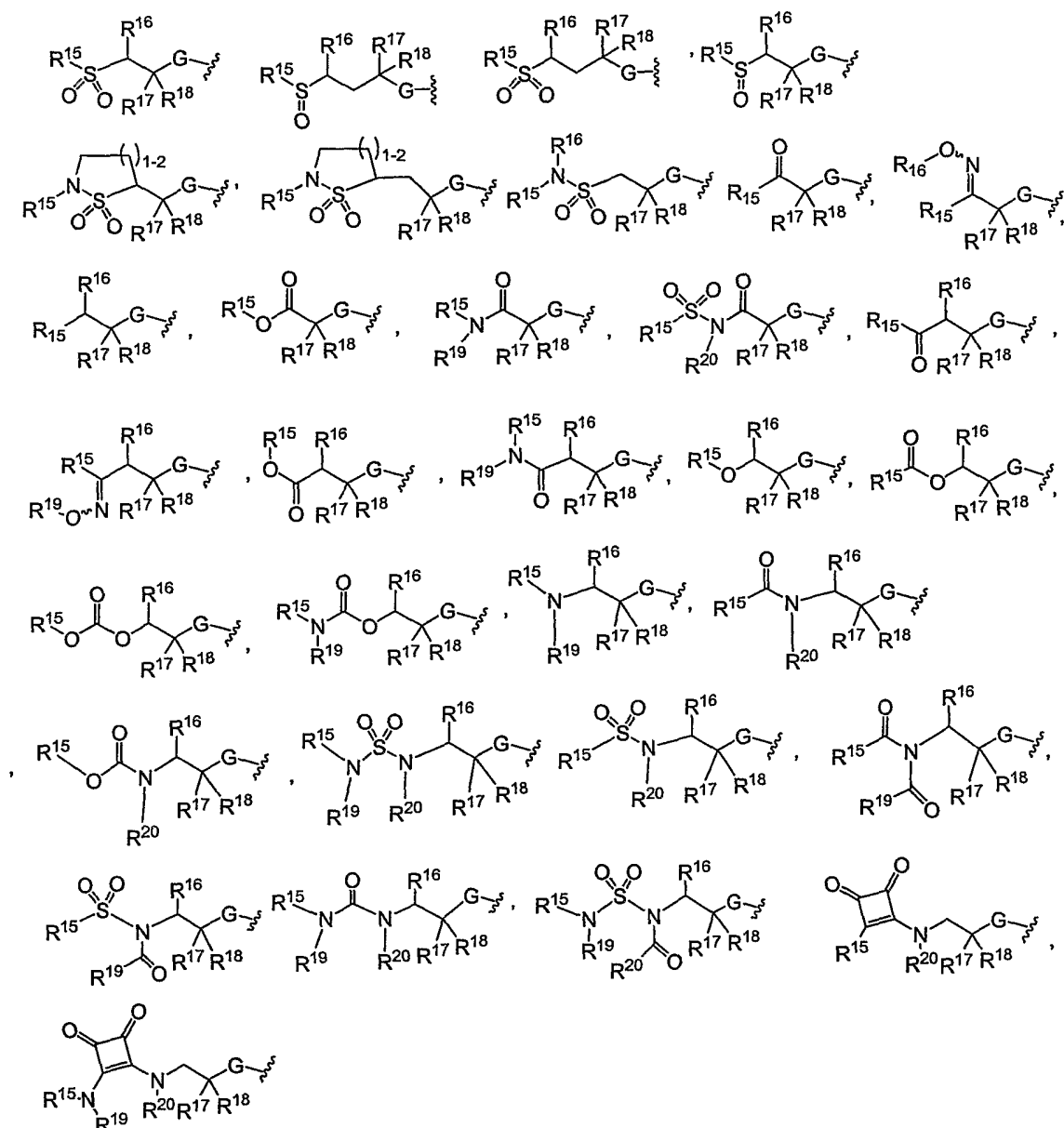
Formula 1

wherein:

- 10  $R^1$  is H,  $OR^8$ ,  $NR^9R^{10}$ , or  $CHR^9R^{10}$ , wherein  $R^8$ ,  $R^9$  and  $R^{10}$  can be the same or different, each being independently selected from the group consisting of H, alkyl-, alkenyl-, alkynyl-, aryl-, heteroalkyl-, heteroaryl-, cycloalkyl-, heterocyclyl-, arylalkyl-, and heteroarylalkyl, or alternately  $R^9$  and  $R^{10}$  in  $NR^9R^{10}$  are connected to each other such that  $NR^9R^{10}$  forms a four to
- 15 eight-membered heterocyclyl, and likewise independently alternately  $R^9$  and  $R^{10}$  in  $CHR^9R^{10}$  are connected to each other such that  $CHR^9R^{10}$  forms a four to eight-membered cycloalkyl;

- $R^2$  and  $R^3$  can be the same or different, each being independently selected from the group consisting of H, alkyl, heteroalkyl, alkenyl,
- 20 heteroalkenyl, alkynyl, heteroalkynyl, cycloalkyl, heterocyclyl, aryl, arylalkyl, heteroaryl, and heteroarylalkyl;

Y is selected from the following moieties:



wherein G is NH or O; and R<sup>15</sup>, R<sup>16</sup>, R<sup>17</sup>, R<sup>18</sup>, R<sup>19</sup>, R<sup>20</sup>, R<sup>21</sup>, R<sup>22</sup>, R<sup>23</sup>, R<sup>24</sup> and R<sup>25</sup> can be the same or different, each being independently selected

5 from the group consisting of H, alkyl, heteroalkyl, alkenyl, heteroalkenyl, alkynyl, heteroalkynyl, cycloalkyl, heterocyclyl, aryl, arylalkyl, heteroaryl, and heteroarylalkyl, or alternately (i) R<sup>17</sup> and R<sup>18</sup> are independently connected to each other to form a three to eight-membered cycloalkyl or heterocyclyl; (ii) likewise independently R<sup>15</sup> and R<sup>19</sup> are connected to each other to form a four

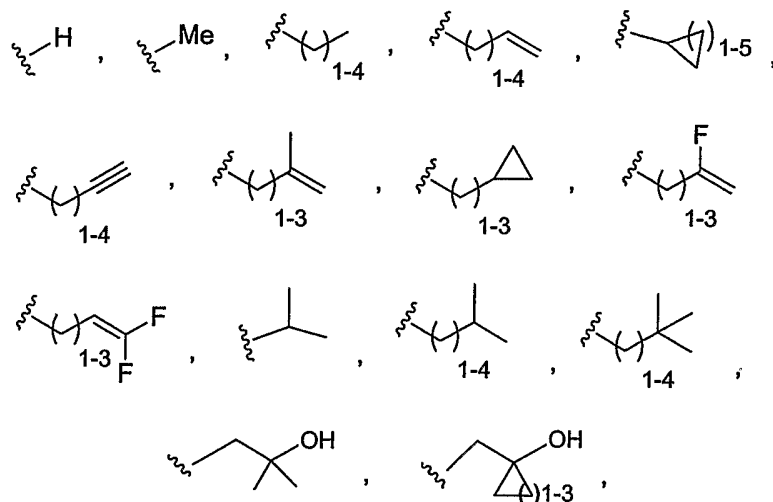
10 to eight-membered heterocyclyl; (iii) likewise independently R<sup>15</sup> and R<sup>16</sup> are connected to each other to form a four to eight-membered heterocyclyl; (iv) likewise independently R<sup>15</sup> and R<sup>20</sup> are connected to each other to form a four

to eight-membered heterocyclyl; (v) likewise independently  $R^{22}$  and  $R^{23}$  are connected to each other to form a three to eight-membered cycloalkyl or a four to eight-membered heterocyclyl; and (vi) likewise independently  $R^{24}$  and  $R^{25}$  are connected to each other to form a three to eight-membered cycloalkyl or a four to eight-membered heterocyclyl;

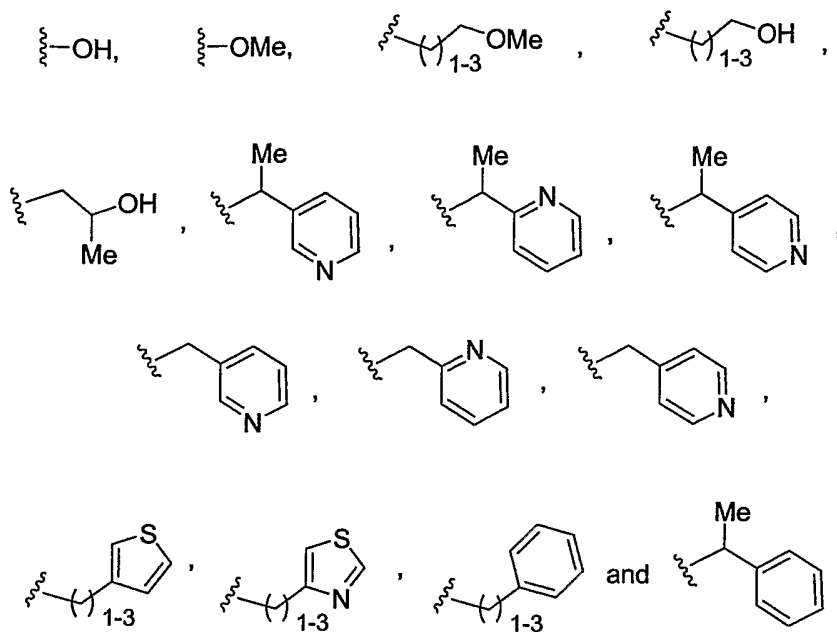
wherein each of said alkyl, aryl, heteroaryl, cycloalkyl or heterocyclyl can be unsubstituted or optionally independently substituted with one or more moieties selected from the group consisting of hydroxy, alkoxy, aryloxy, thio, alkylthio, arylthio, amino, amido, alkylamino, arylamino, alkylsulfonyl, arylsulfonyl, sulfonamido, alkyl, aryl, heteroaryl, alkylsulfonamido, arylsulfonamido, keto, carboxy, carbalkoxy, carboxamido, alkoxycarbonylamino, alkoxycarbonyloxy, alkylureido, arylureido, halo, cyano, and nitro.

2. The compound of claim 1, wherein  $R^1$  is  $NR^9R^{10}$ , and  $R^9$  is H,  $R^{10}$  is H, or  $R^{14}$  wherein  $R^{14}$  is H, alkyl, aryl, heteroalkyl, heteroaryl, cycloalkyl, alkyl-aryl, alkyl-heteroaryl, aryl-alkyl, alkenyl, alkynyl or heteroaryl-alkyl.

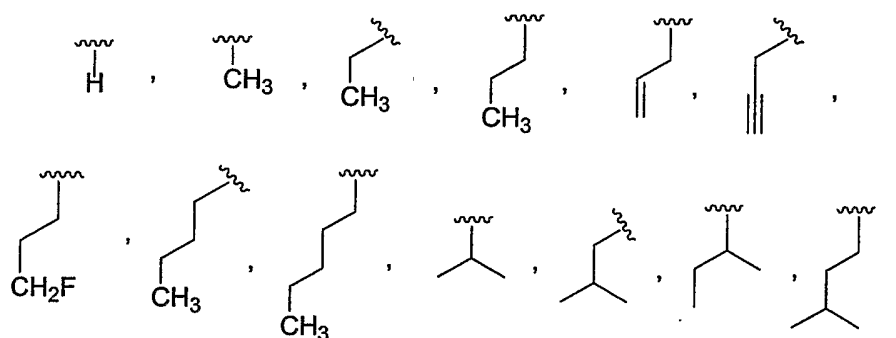
3. The compound of claim 2, wherein  $R^{14}$  is selected from the group consisting of:



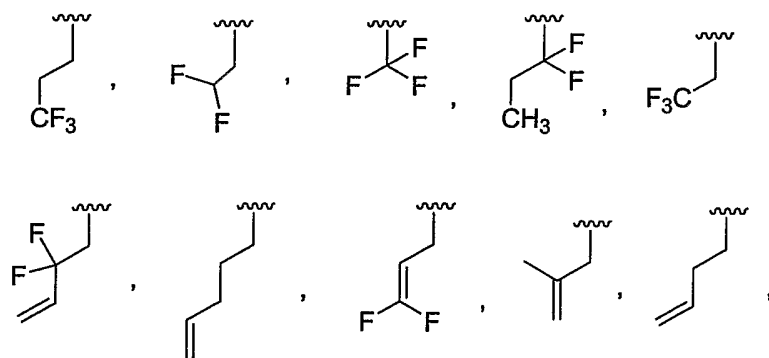
20

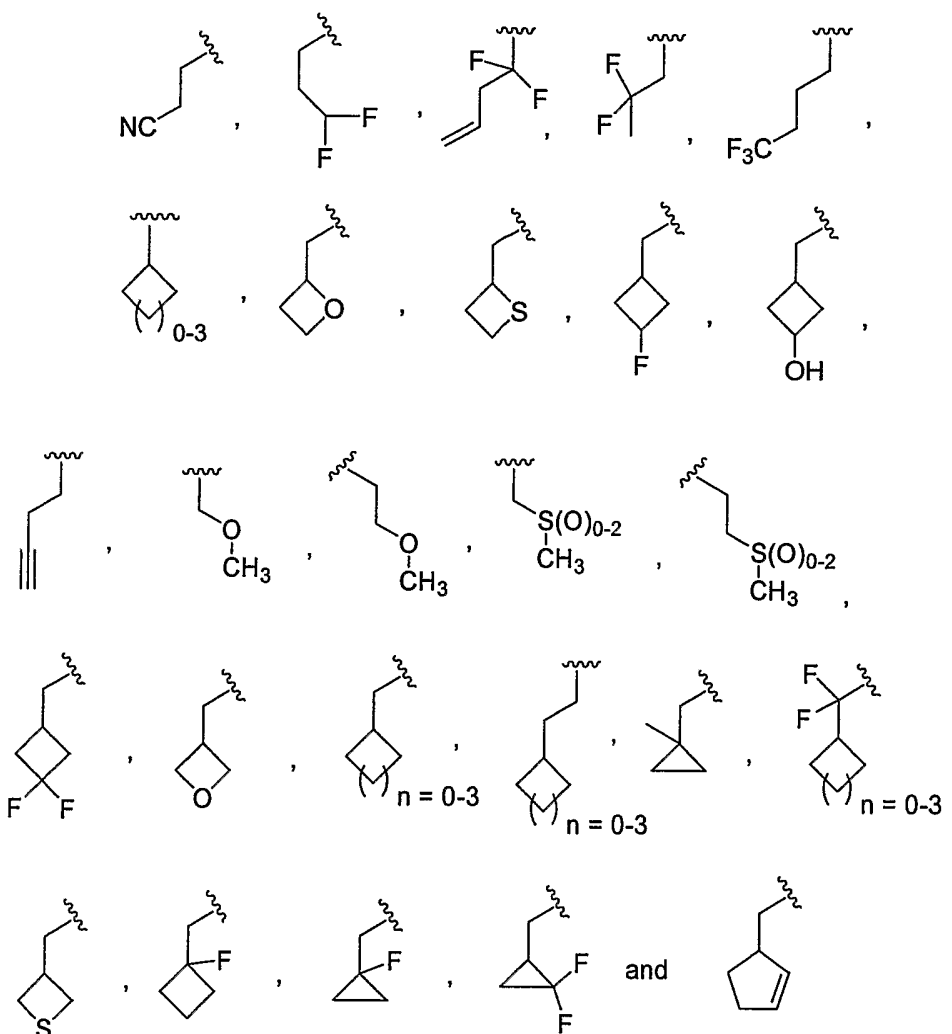


4. The compound of claim 1, wherein R<sup>2</sup> is selected from the group consisting of the following moieties:

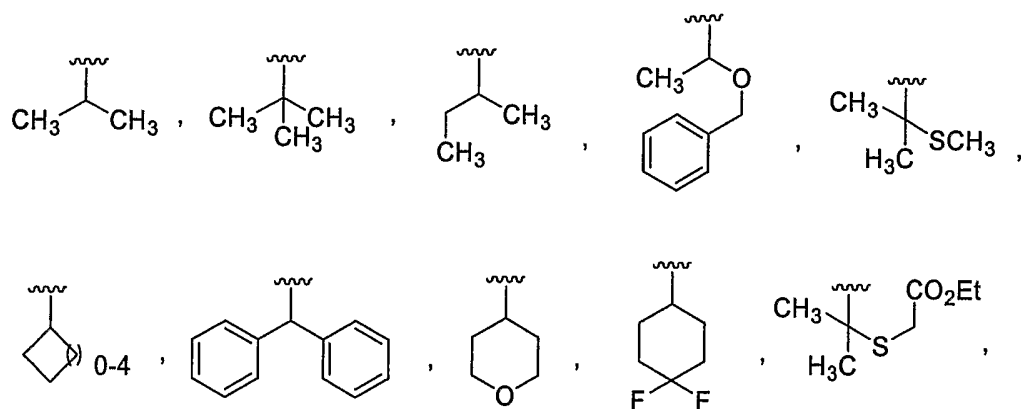


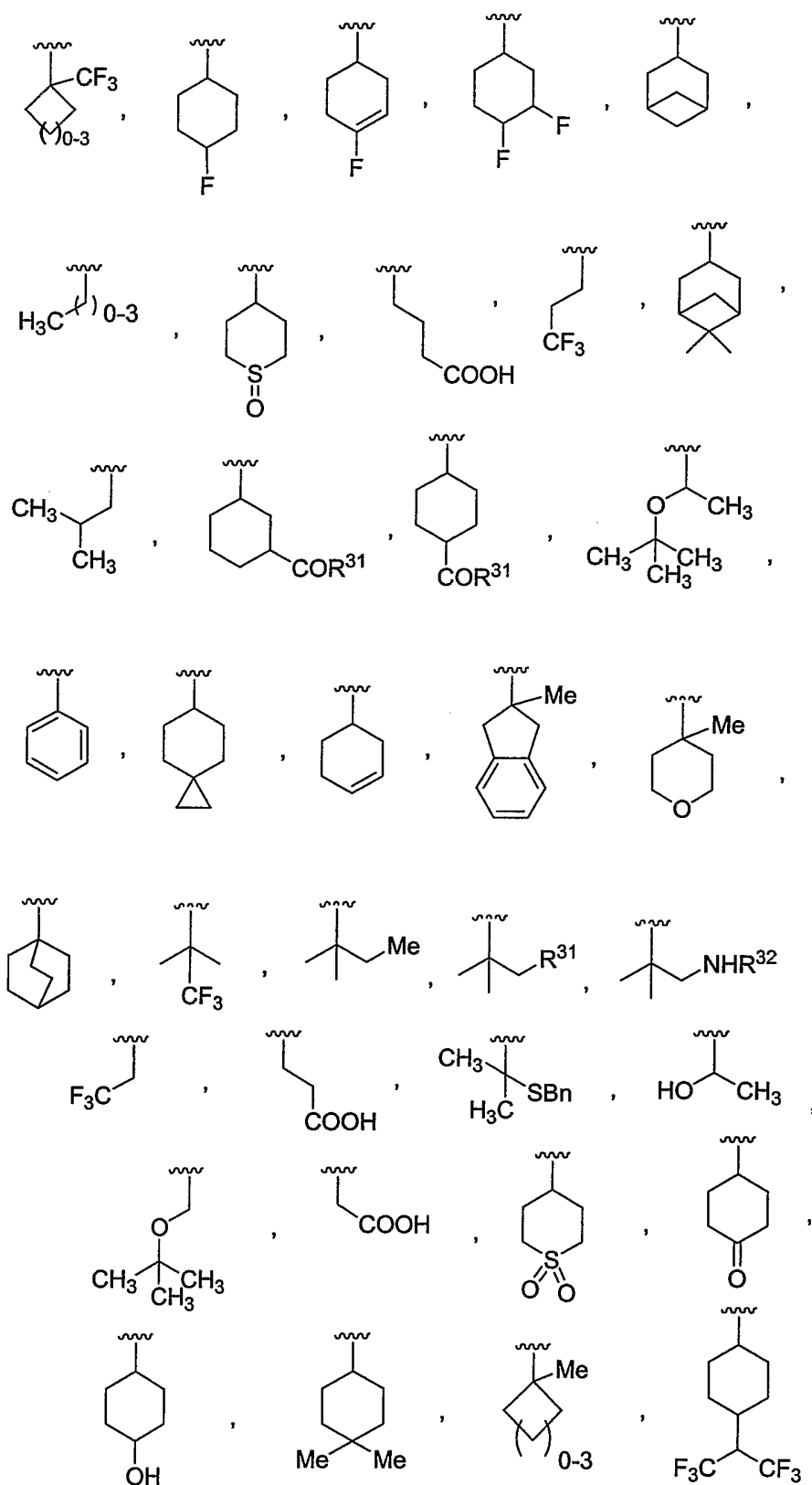
5

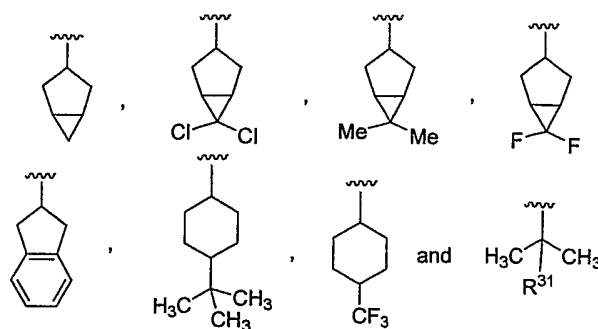




5. The compound of claim 1, wherein R<sup>3</sup> is selected from the group consisting of:



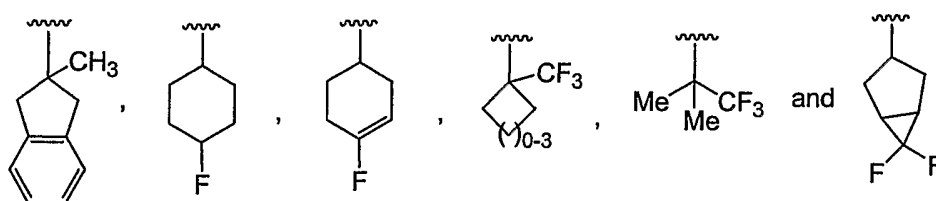
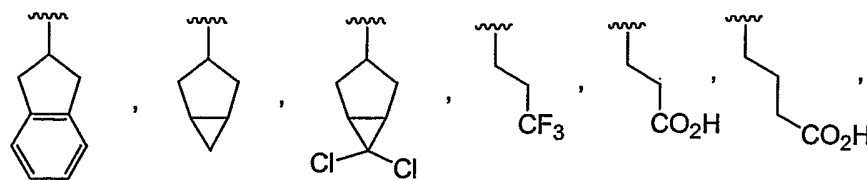
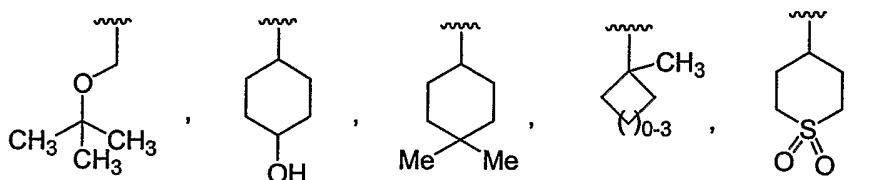
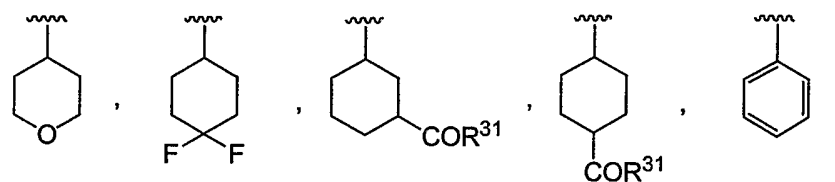
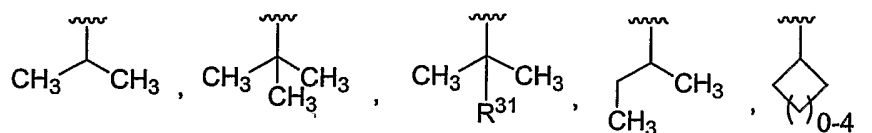




wherein  $R^{31}$  is OH or O-alkyl; and

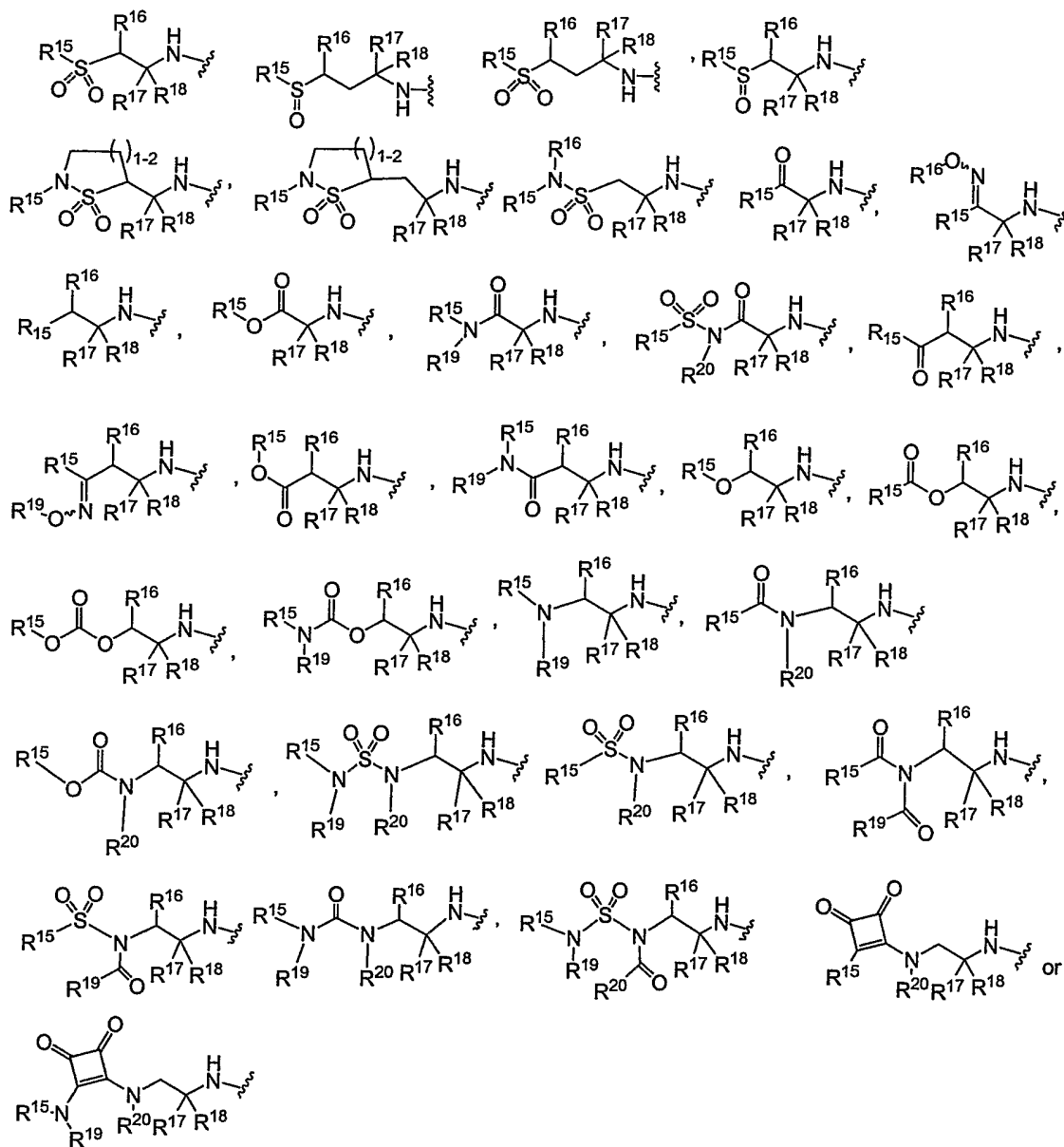
$R^{32}$  is H,  $C(O)CH_3$ ,  $C(O)OtBu$  or  $C(O)N(H)tBu$ .

- 5 . 6. The compound of claim 5, wherein  $R^3$  is selected from the group consisting of the following moieties:



7. The compound of claim 1, wherein G is NH.

8. The compound of claim 7, wherein Y is selected from the following moieties:



5

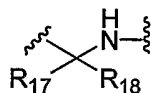
wherein  $R^{15}$ ,  $R^{16}$ ,  $R^{17}$ ,  $R^{18}$ ,  $R^{19}$ ,  $R^{20}$ ,  $R^{21}$ ,  $R^{22}$ ,  $R^{23}$ ,  $R^{24}$ , and  $R^{25}$  each being independently selected from the group consisting of H, alkyl, heteroalkyl, alkenyl, heteroalkenyl, alkynyl, heteroalkynyl, cycloalkyl, heterocyclyl, aryl, arylalkyl, heteroaryl, and heteroarylalkyl, or alternately (i)

10  $R^{17}$  and  $R^{18}$  are independently connected to each other to form a three to eight-membered cycloalkyl or heterocyclyl; (ii) likewise independently  $R^{15}$  and  $R^{19}$  are connected to each other to form a four to eight-membered

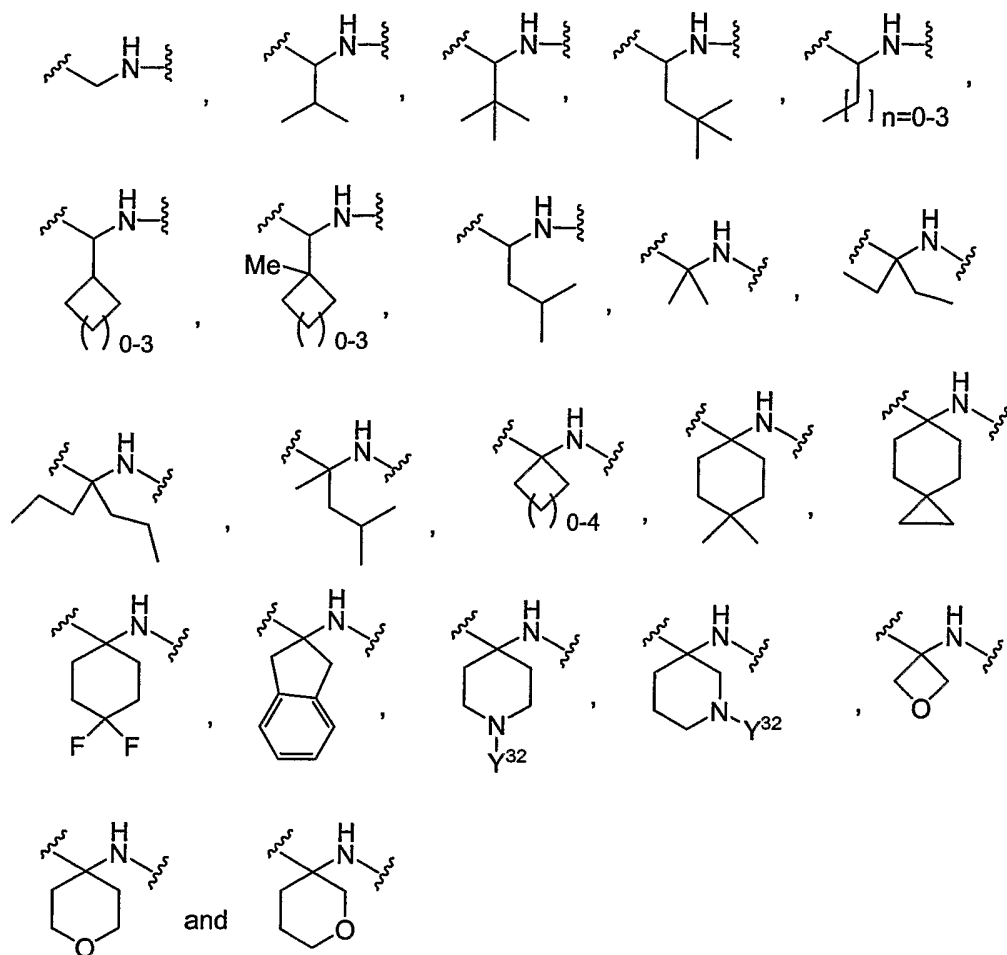
heterocyclyl; (iii) likewise independently  $R^{15}$  and  $R^{16}$  are connected to each other to form a four to eight-membered heterocyclyl; and (iv) likewise independently  $R^{15}$  and  $R^{20}$  are connected to each other to form a four to eight-membered heterocyclyl;

- 5 wherein each of said alkyl, aryl, heteroaryl, cycloalkyl or heterocyclyl can be unsubstituted or optionally independently substituted with one or more moieties selected from the group consisting of: hydroxy, alkoxy, aryloxy, thio, alkylthio, arylthio, amino, amido, alkylamino, arylamino, alkylsulfonyl, arylsulfonyl, sulfonamido, alkyl, aryl, heteroaryl, alkylsulfonamido, 10 arylsulfonamido, keto, carboxy, carbalkoxy, carboxamido, alkoxycarbonylamino, alkoxycarbonyloxy, alkylureido, arylureido, halo, cyano, and nitro.

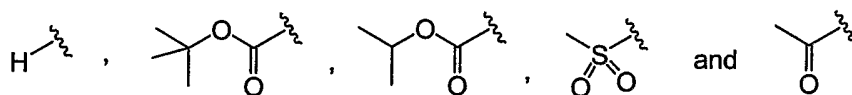
9. The compound of claim 8, wherein the moiety:



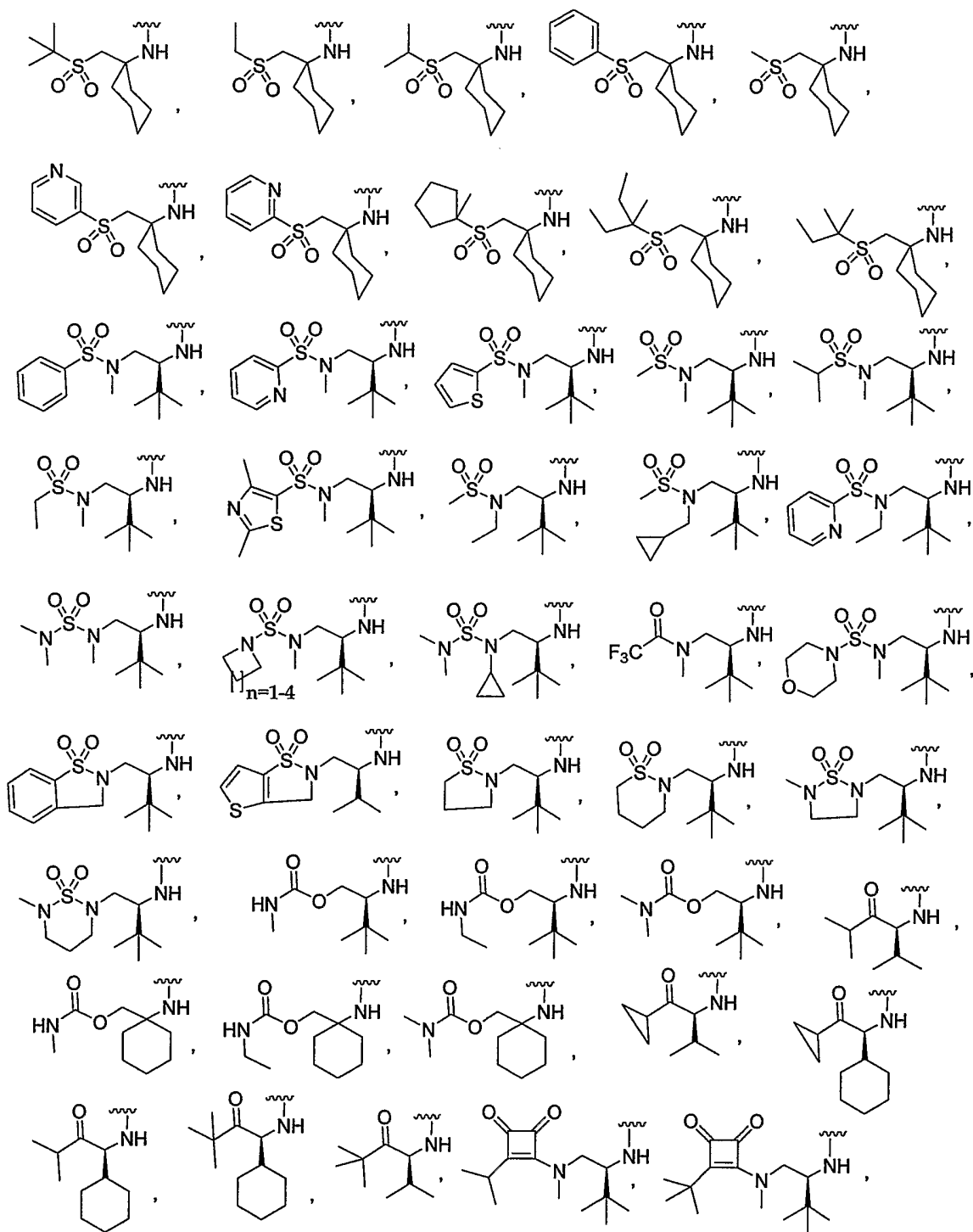
- 15 is selected from the following:

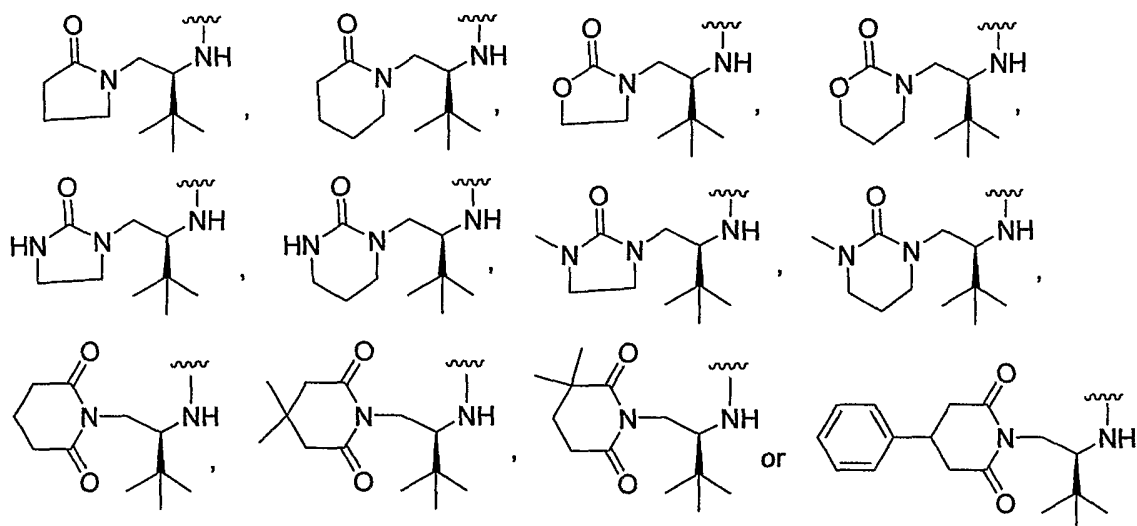


wherein Y<sup>32</sup> is selected from the group consisting of:

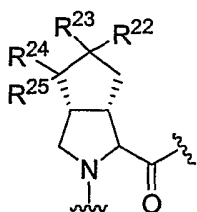


5 10. The compound of claim 8, wherein Y is selected from:

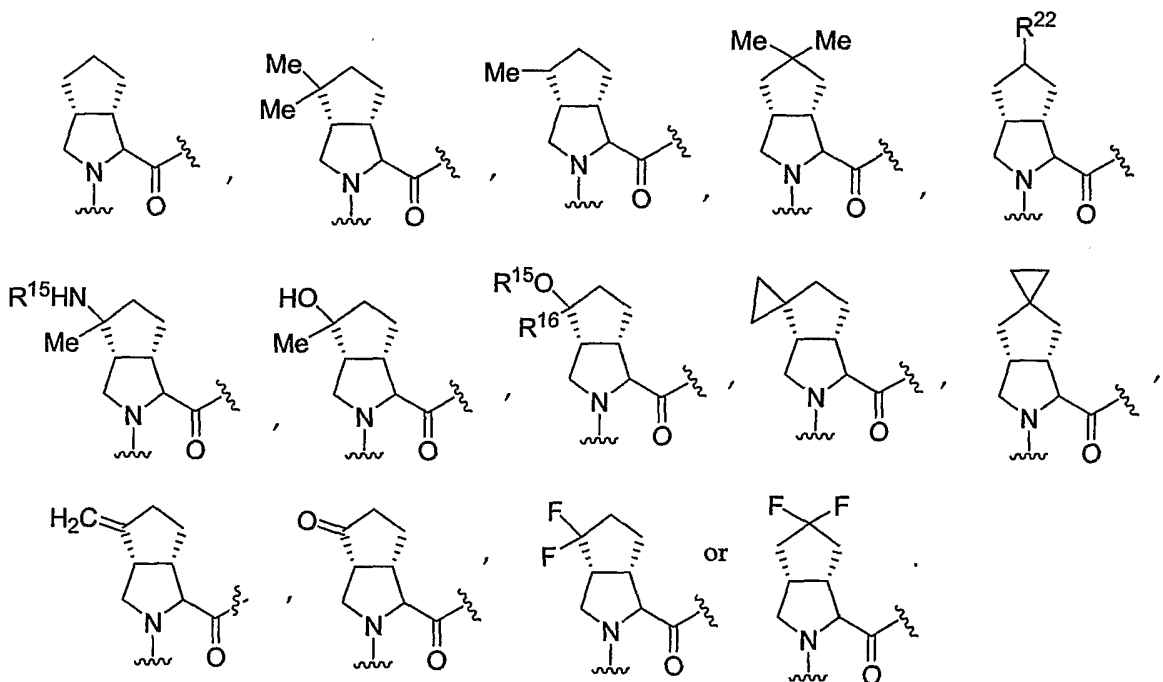




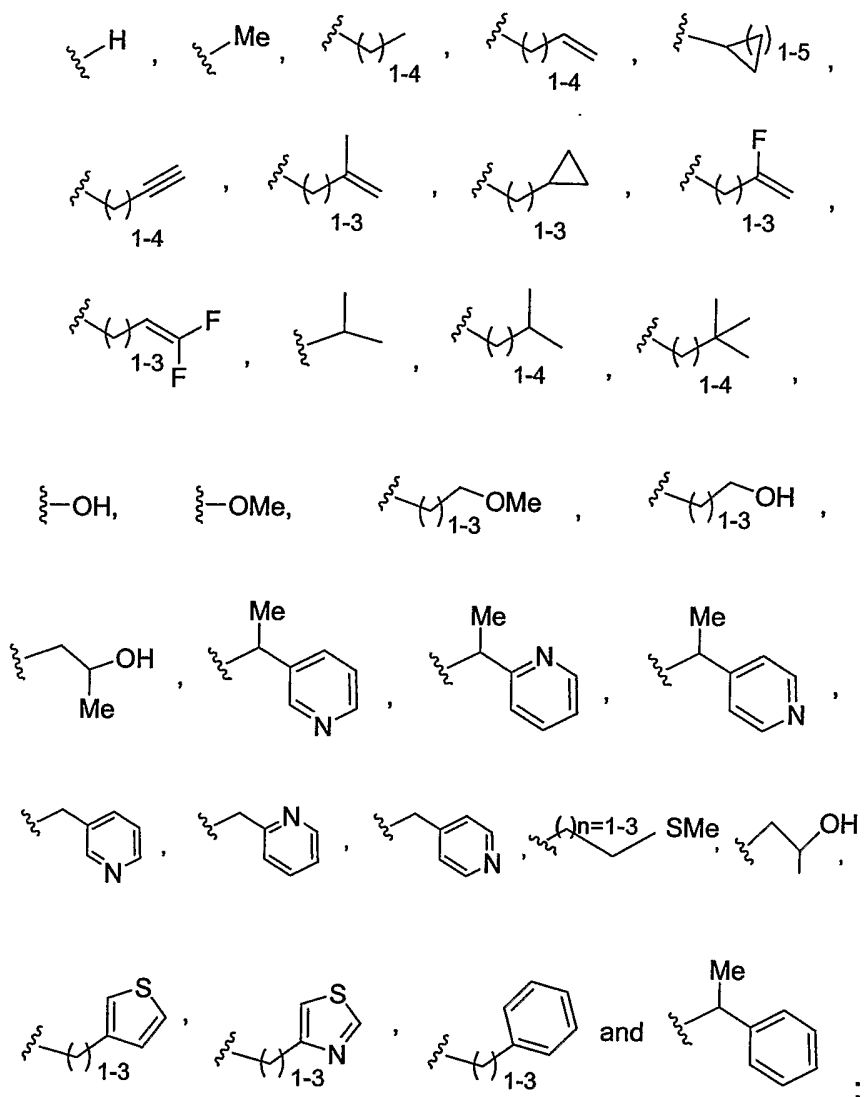
11. The compound of claim 1, wherein the moiety:



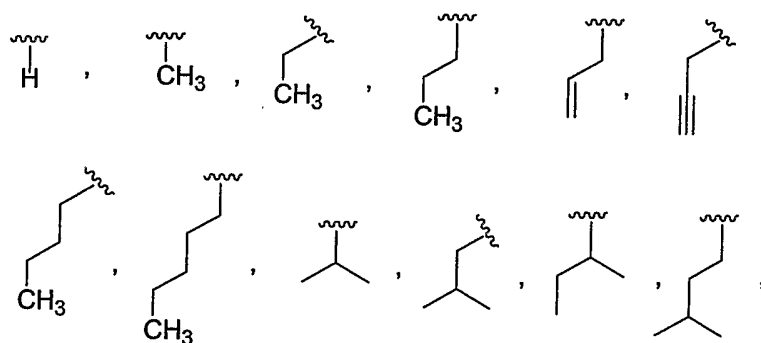
5 is selected from the following structures:

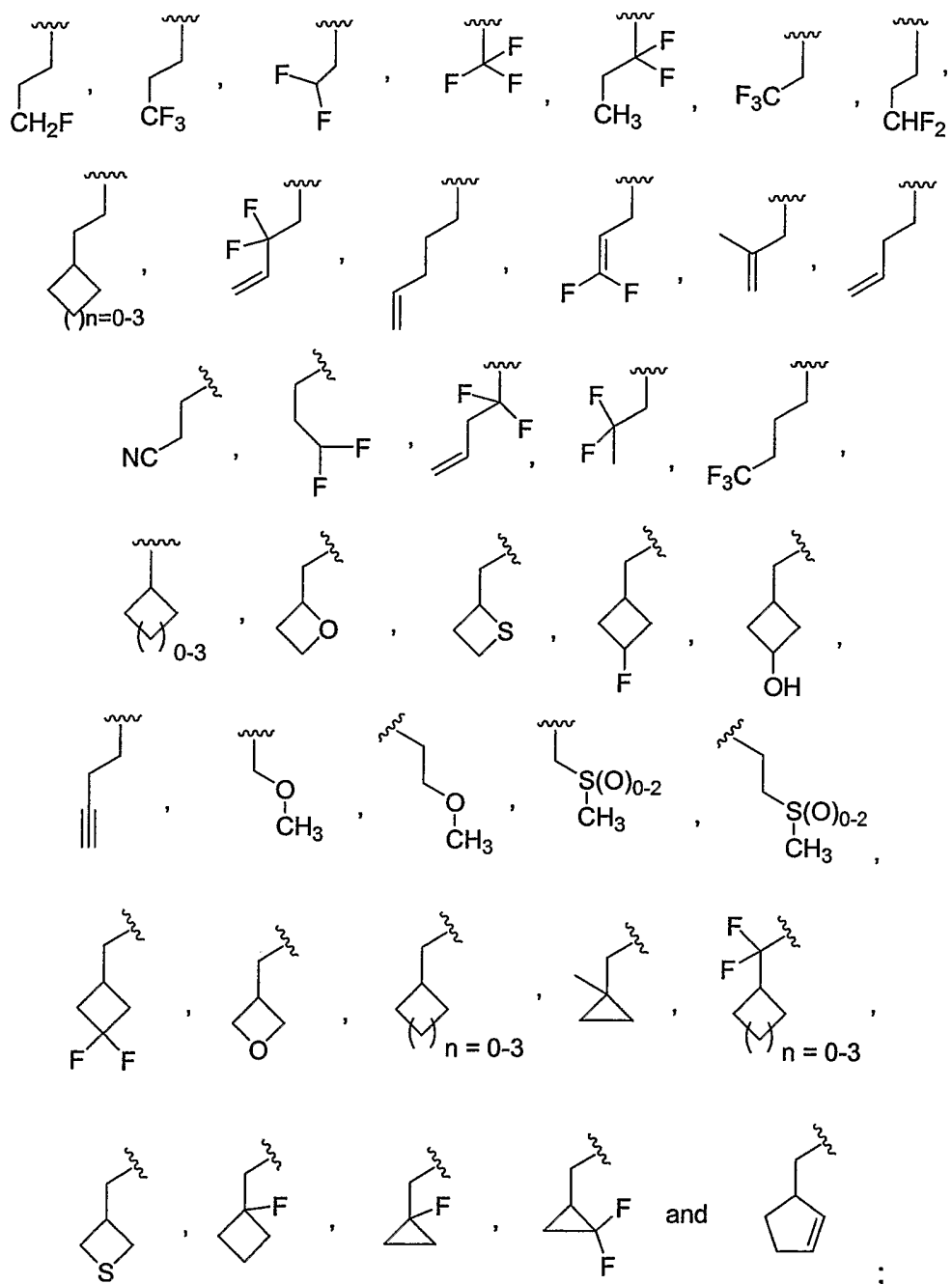


12. The compound of claim 1, wherein R<sup>1</sup> is NHR<sup>14</sup>, where R<sup>14</sup> is selected from the group consisting of:

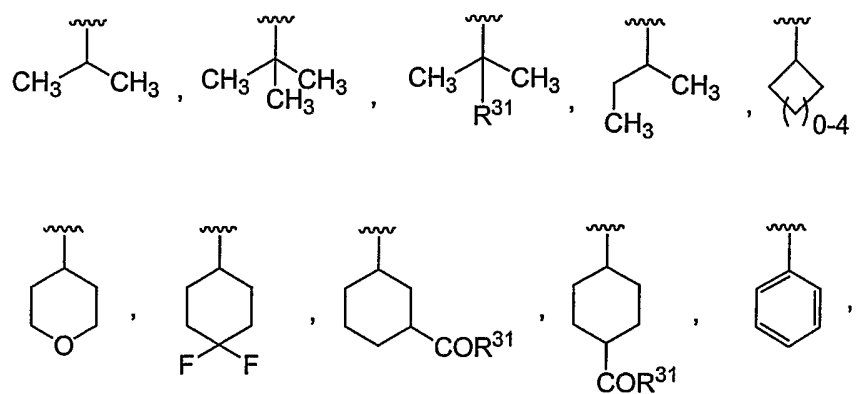


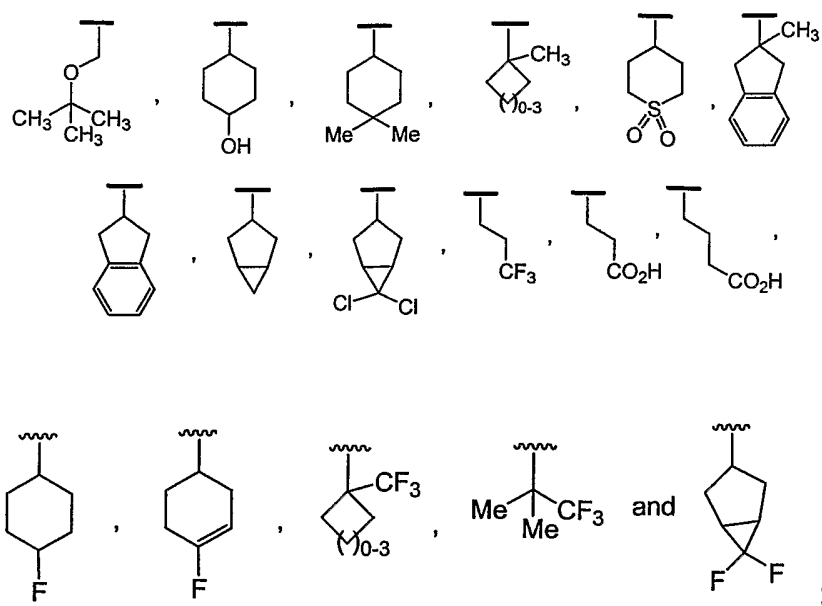
R<sup>2</sup> is selected from the group consisting of the following moieties:



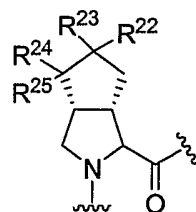


R<sup>3</sup> is selected from the group consisting of the following moieties:

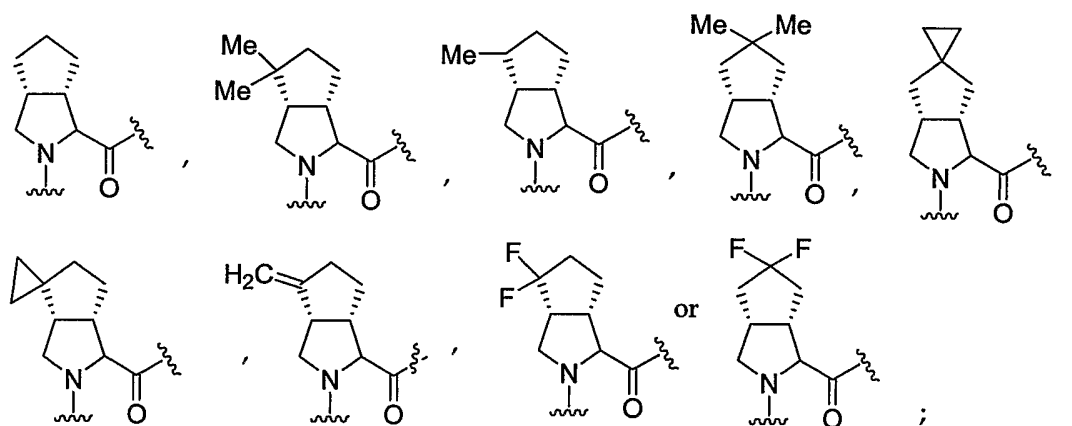




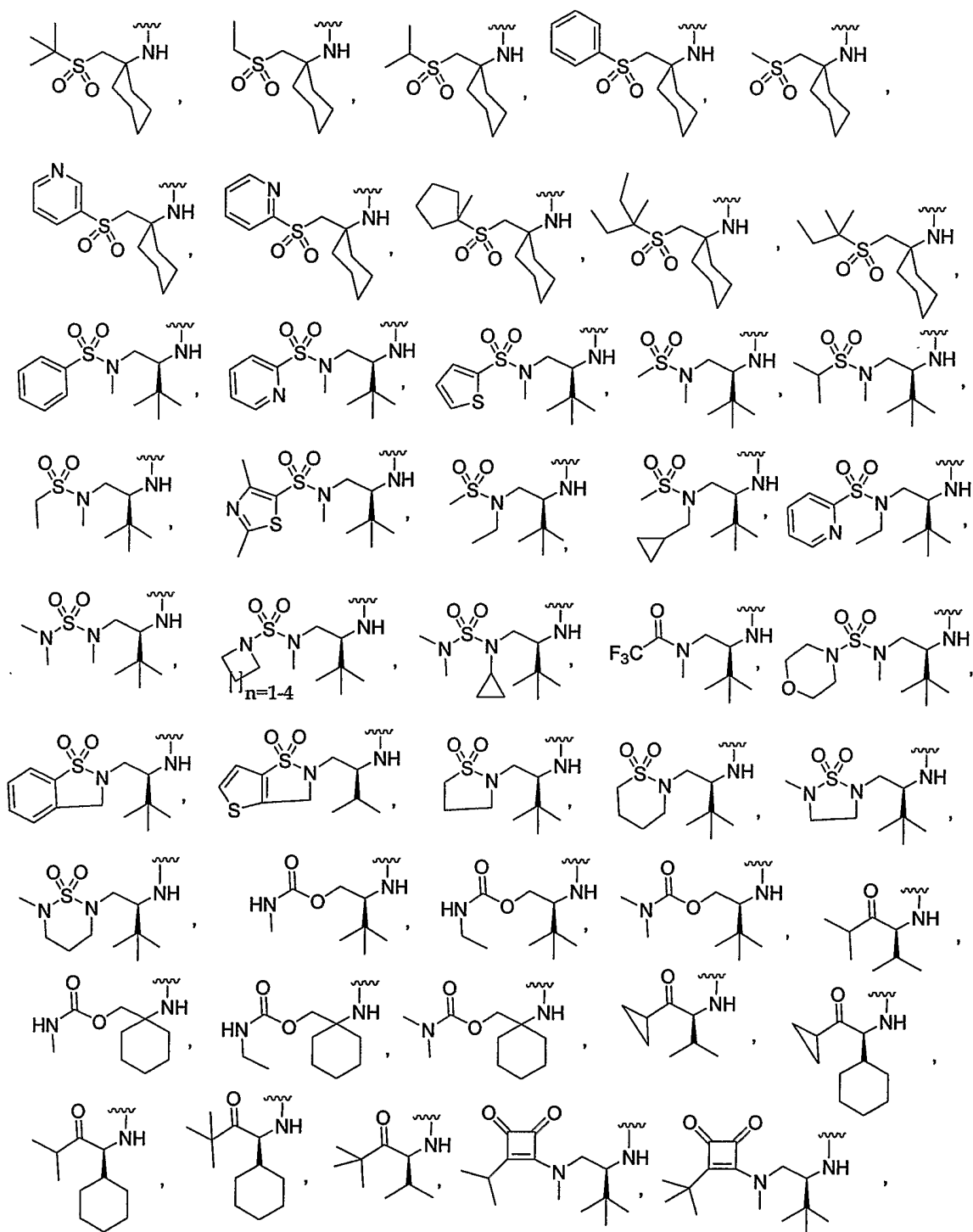
5 the moiety:

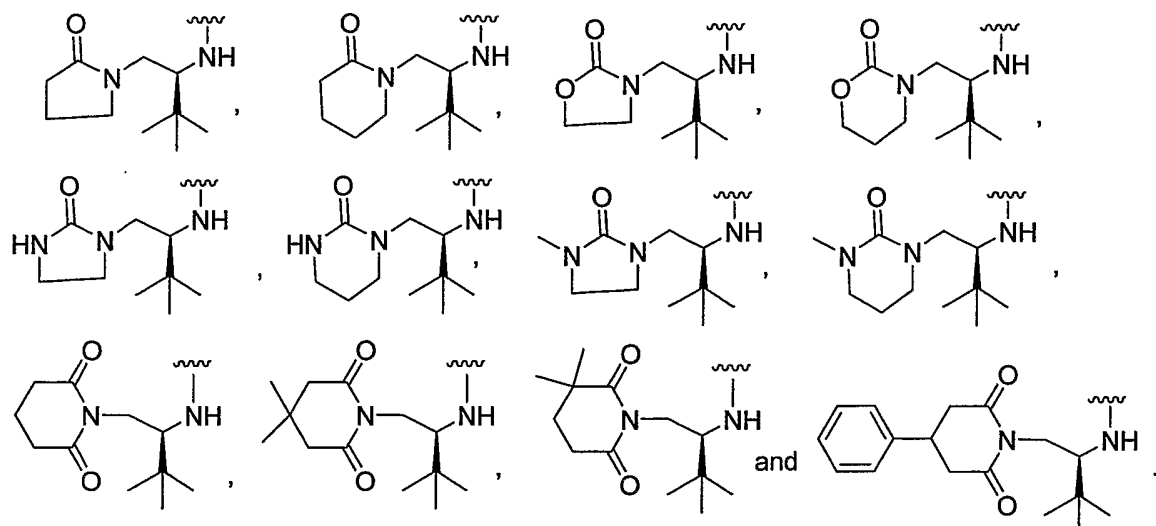


is selected from



10 and Y is selected from:

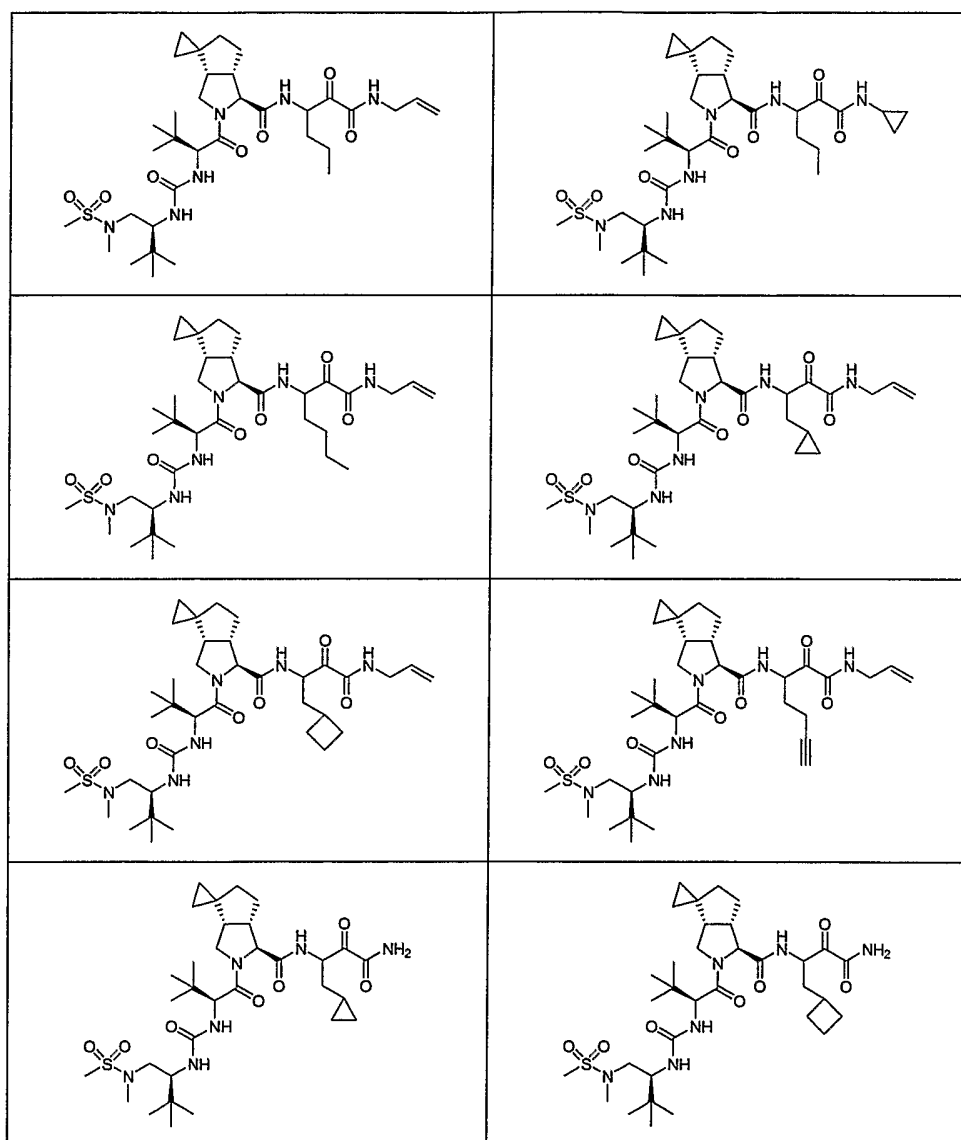


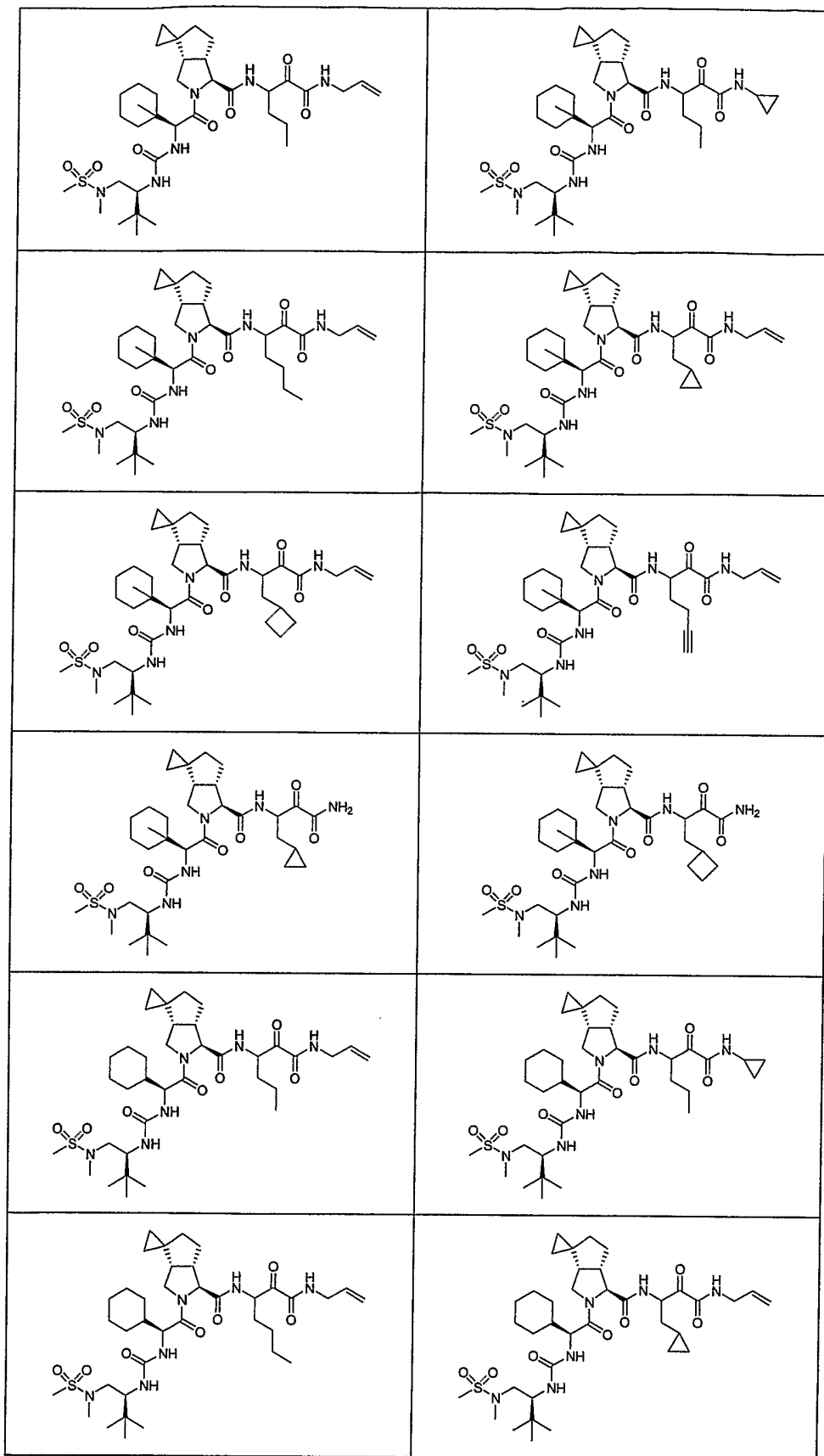


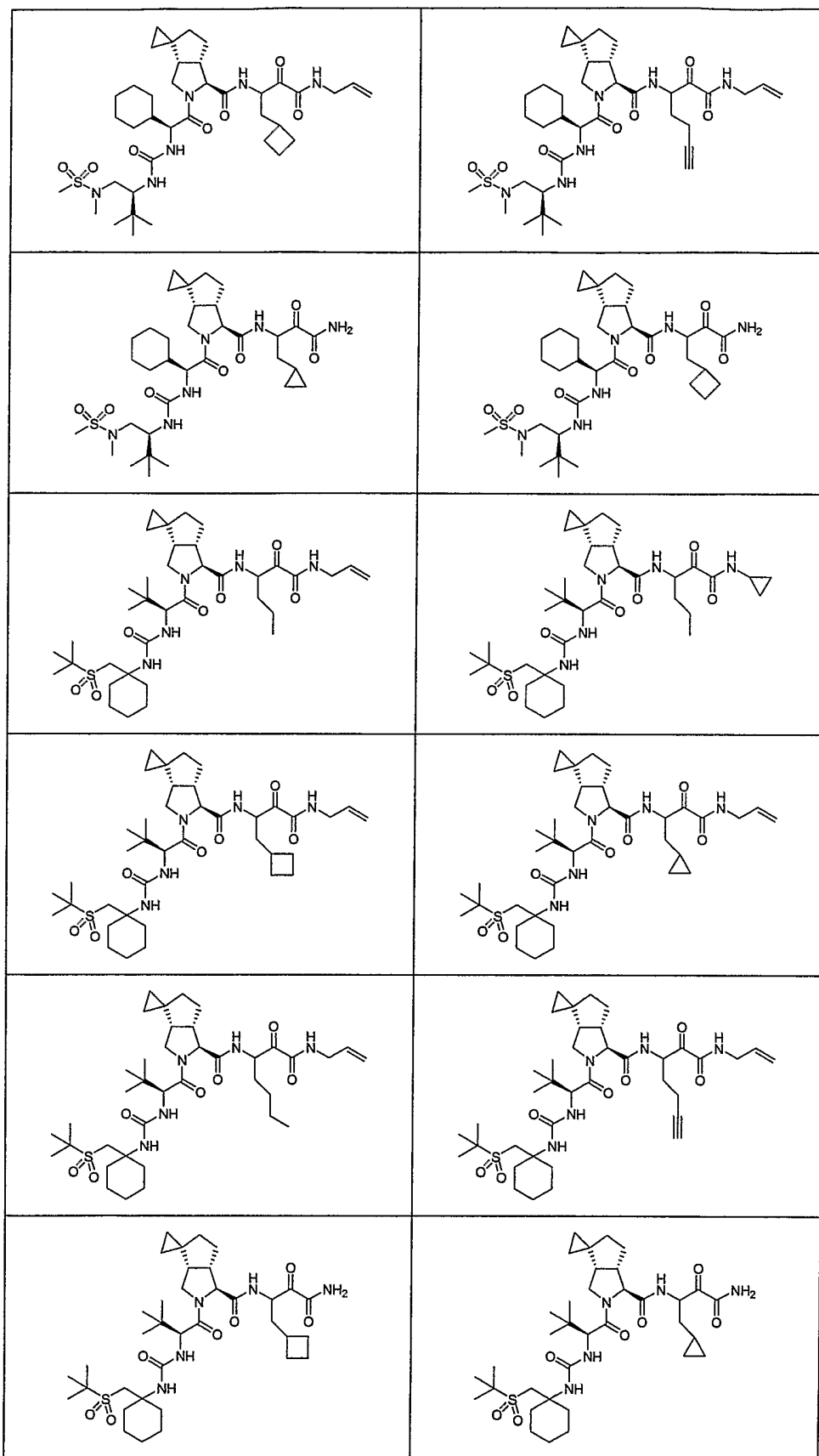
13. A pharmaceutical composition comprising as an active ingredient at least one compound of claim 1.
14. The pharmaceutical composition of claim 13 for use in treating disorders associated with HCV.
15. The pharmaceutical composition of claim 14 additionally comprising at least one pharmaceutically acceptable carrier.
16. The pharmaceutical composition of claim 15, additionally containing at least one antiviral agent.
17. The pharmaceutical composition of claim 16, still additionally containing at least one interferon.
18. The pharmaceutical composition of claim 17, wherein said at least one antiviral agent is ribavirin and said at least one interferon is  $\alpha$ -interferon or pegylated interferon.
19. A method of treating disorders associated with the HCV, said method comprising administering to a patient in need of such treatment a pharmaceutical composition which comprises therapeutically effective amounts of at least one compound of claim 1.
20. The method of claim 19, wherein said administration is oral or subcutaneous.
21. The use of a compound of claim 1 for the manufacture of a medicament to treat disorders associated with the HCV.
22. A method of preparing a pharmaceutical composition for treating the disorders associated with the HCV, said method comprising bringing into

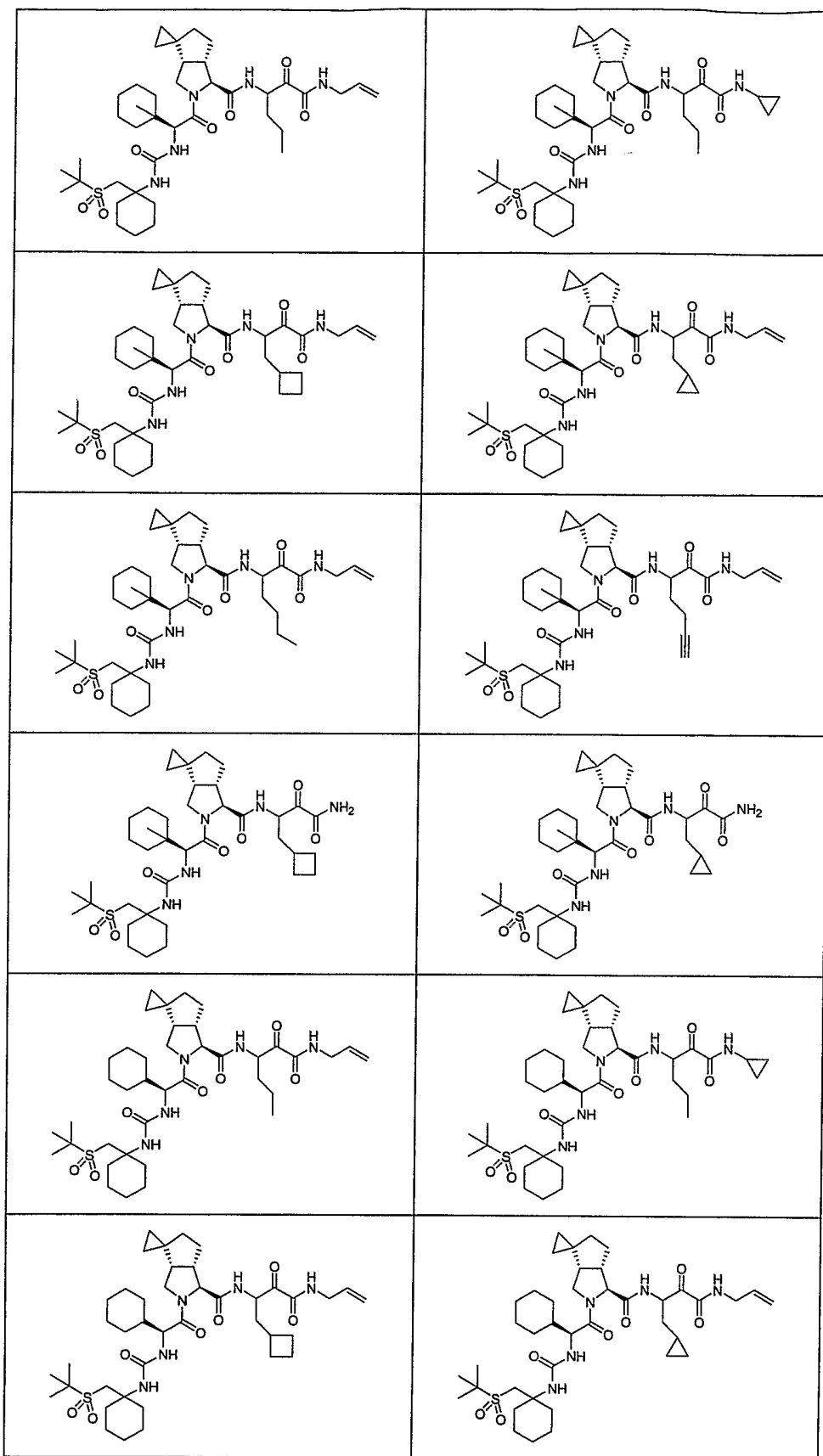
intimate physical contact at least one compound of claim 1 and at least one pharmaceutically acceptable carrier.

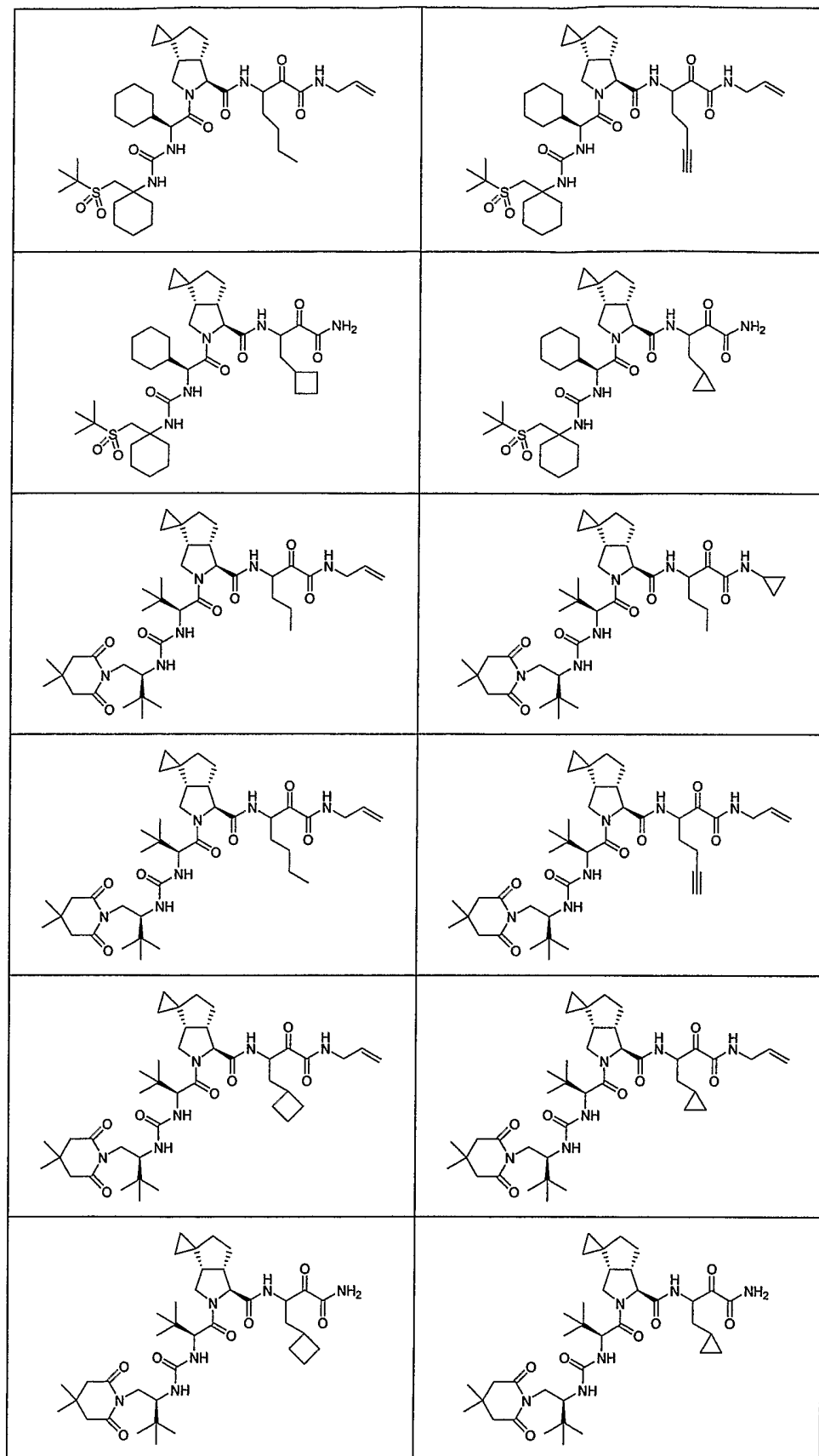
23. A compound exhibiting HCV protease inhibitory activity, or enantiomers, stereoisomers, rotamers, tautomers, diastereomers or racemates of said compound, or a pharmaceutically acceptable salt, solvate or ester of said compound, said compound being selected from the compounds of structures listed below:

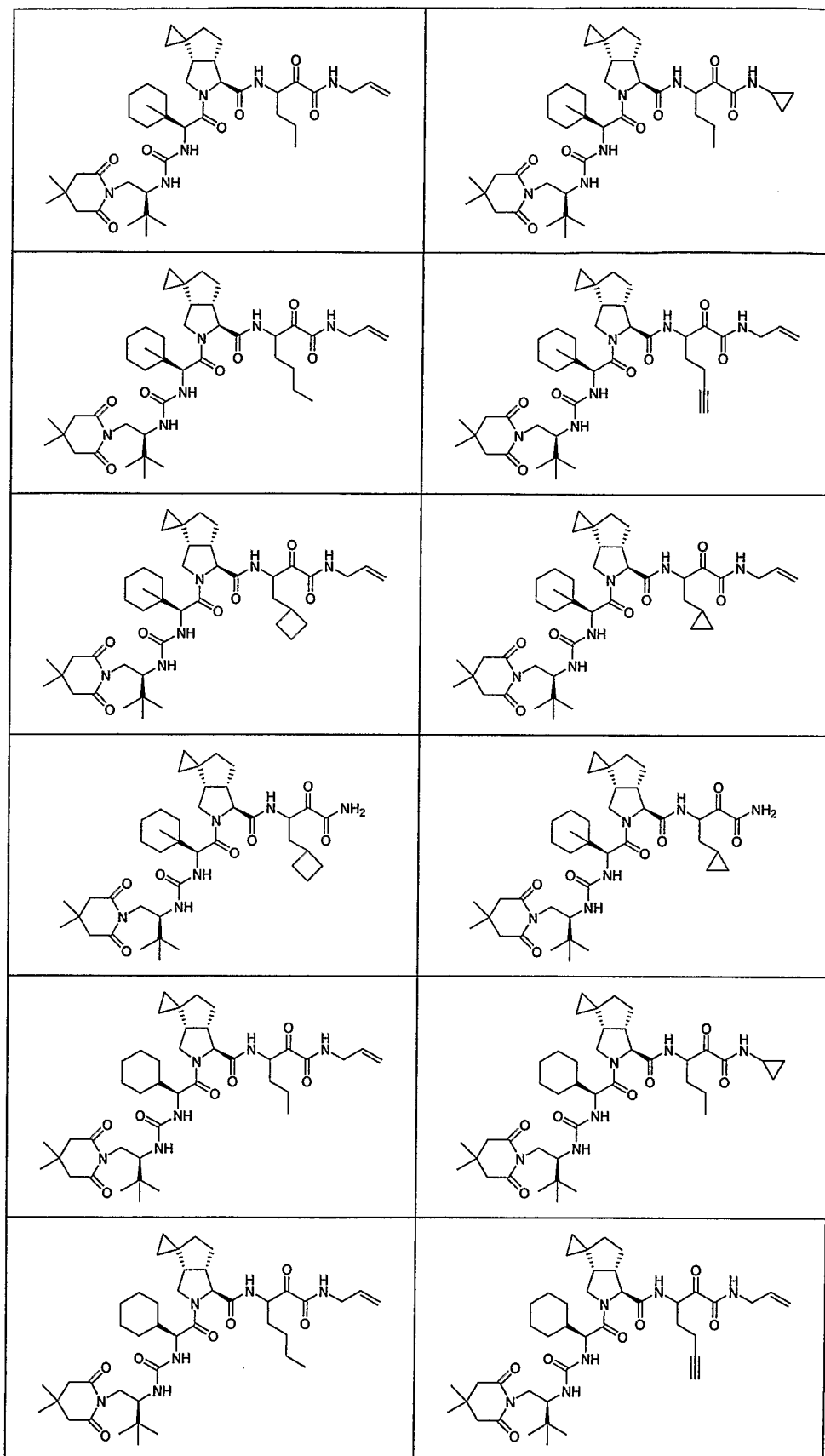


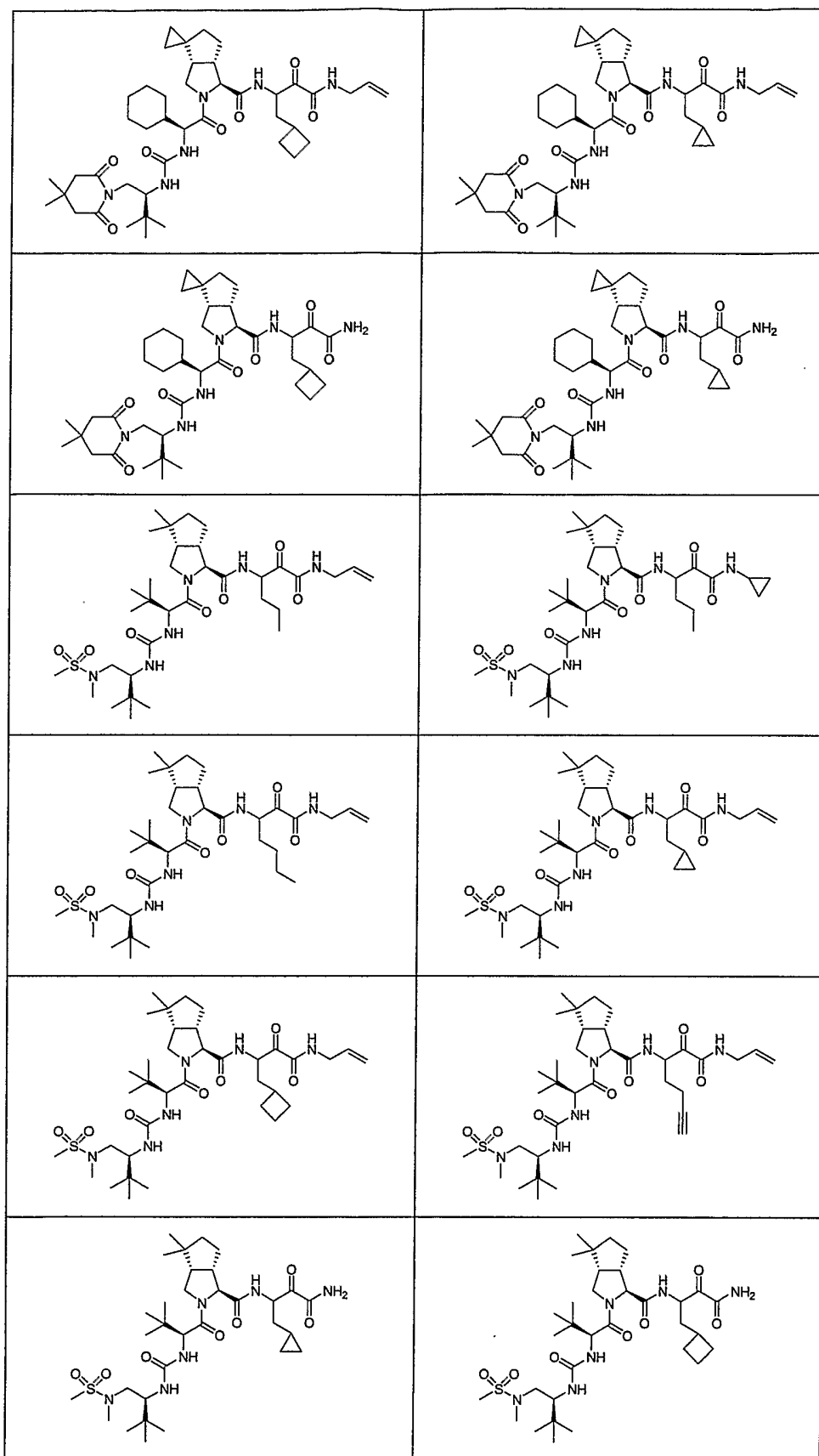


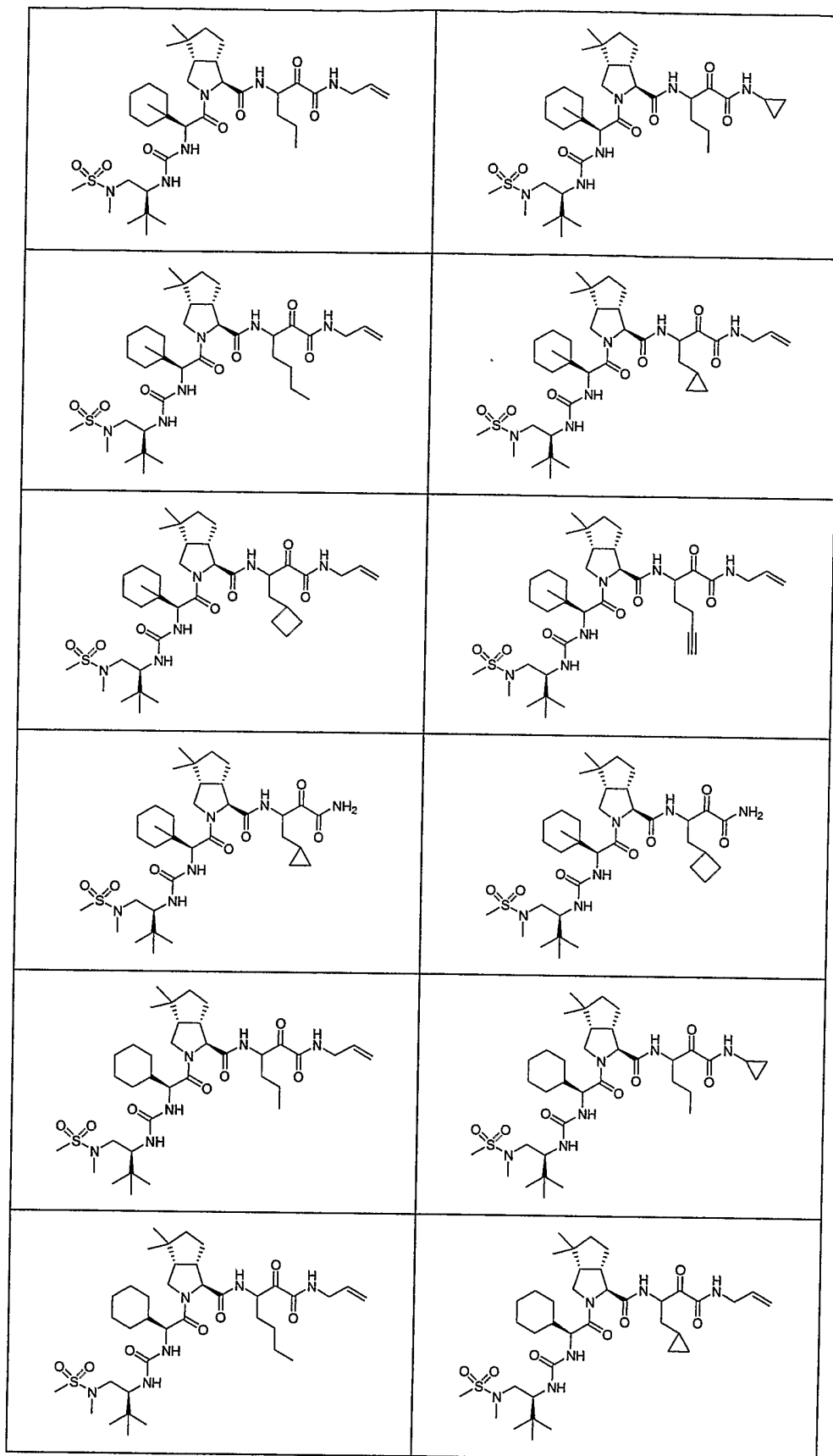


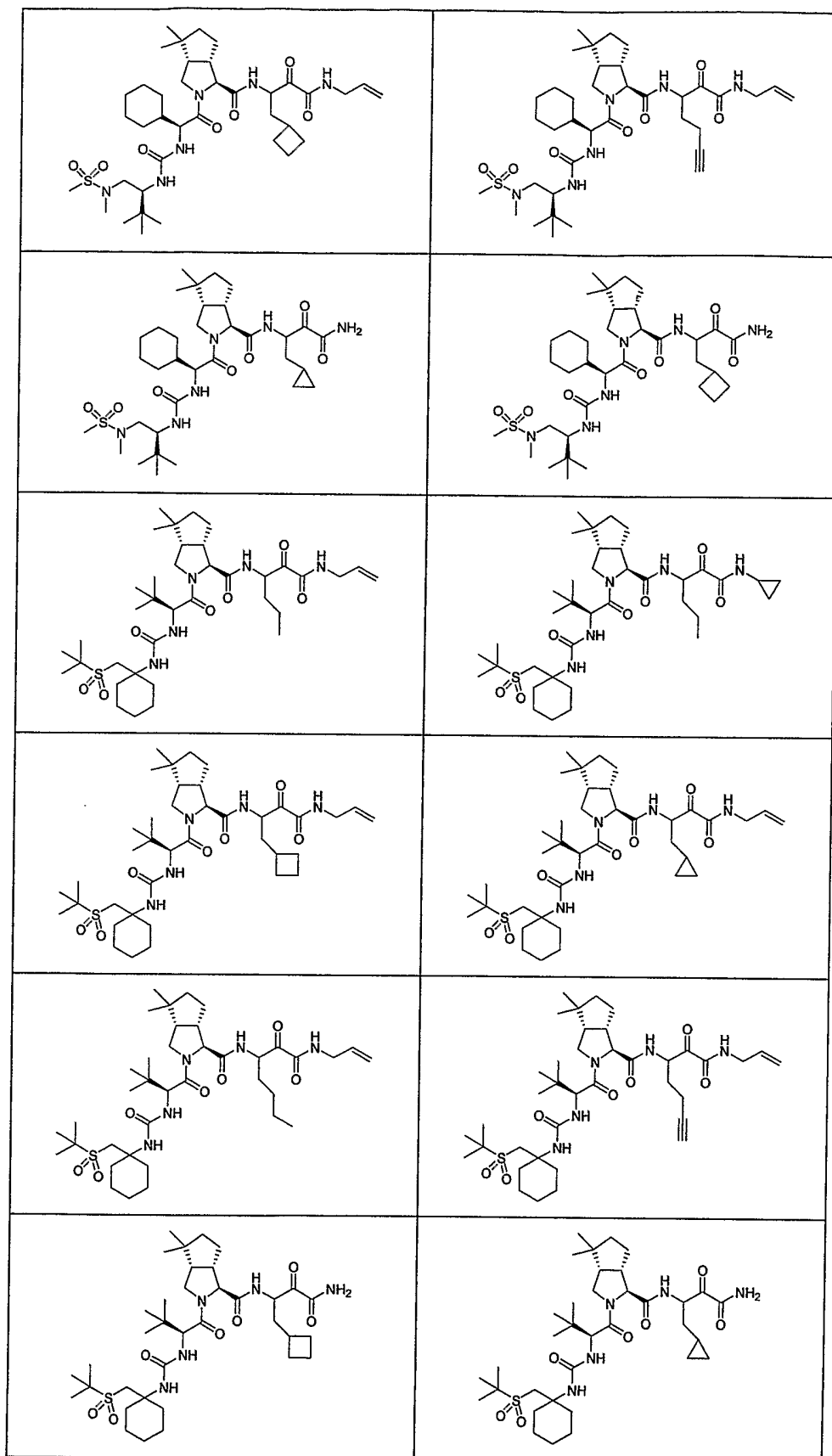


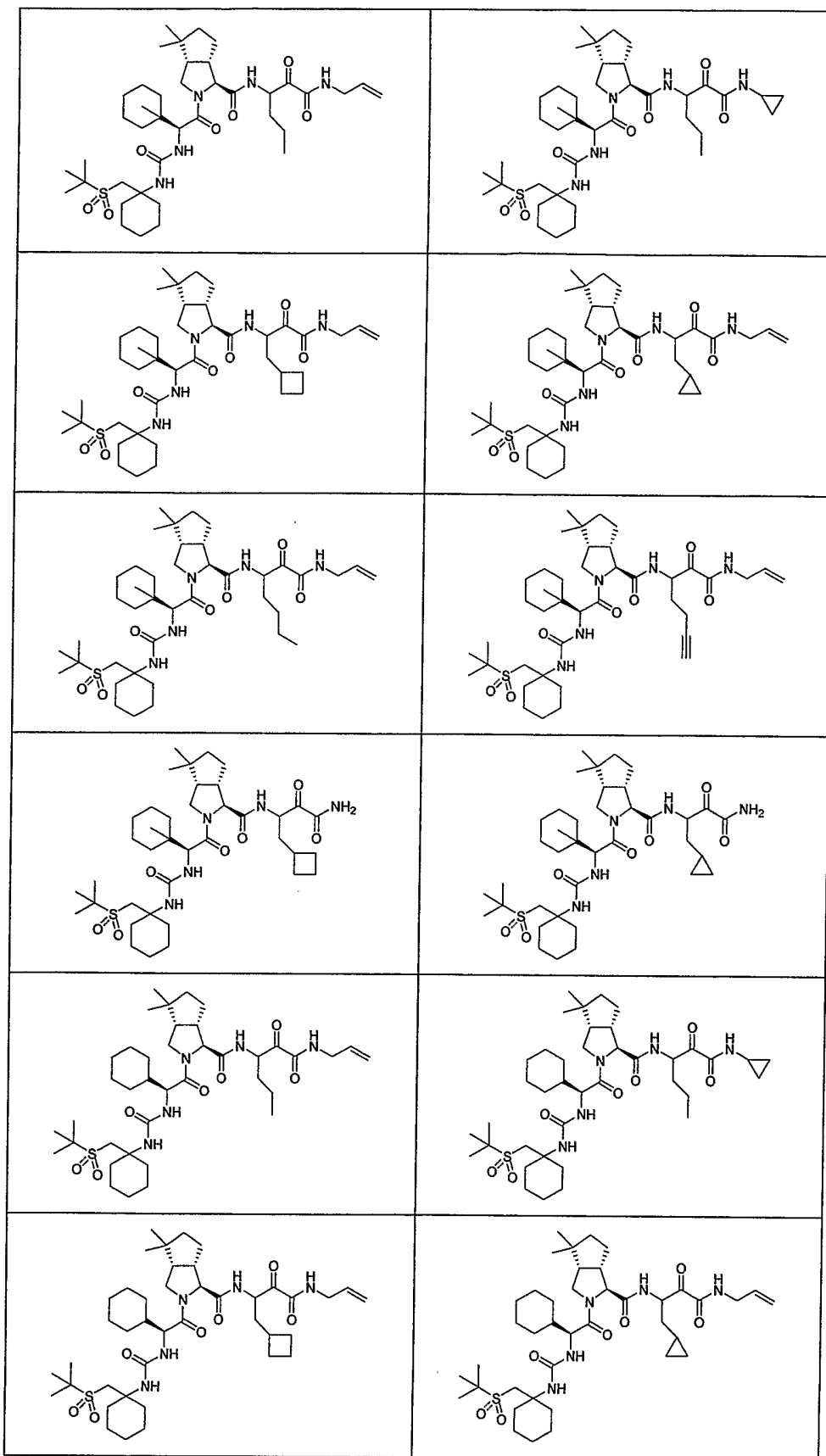


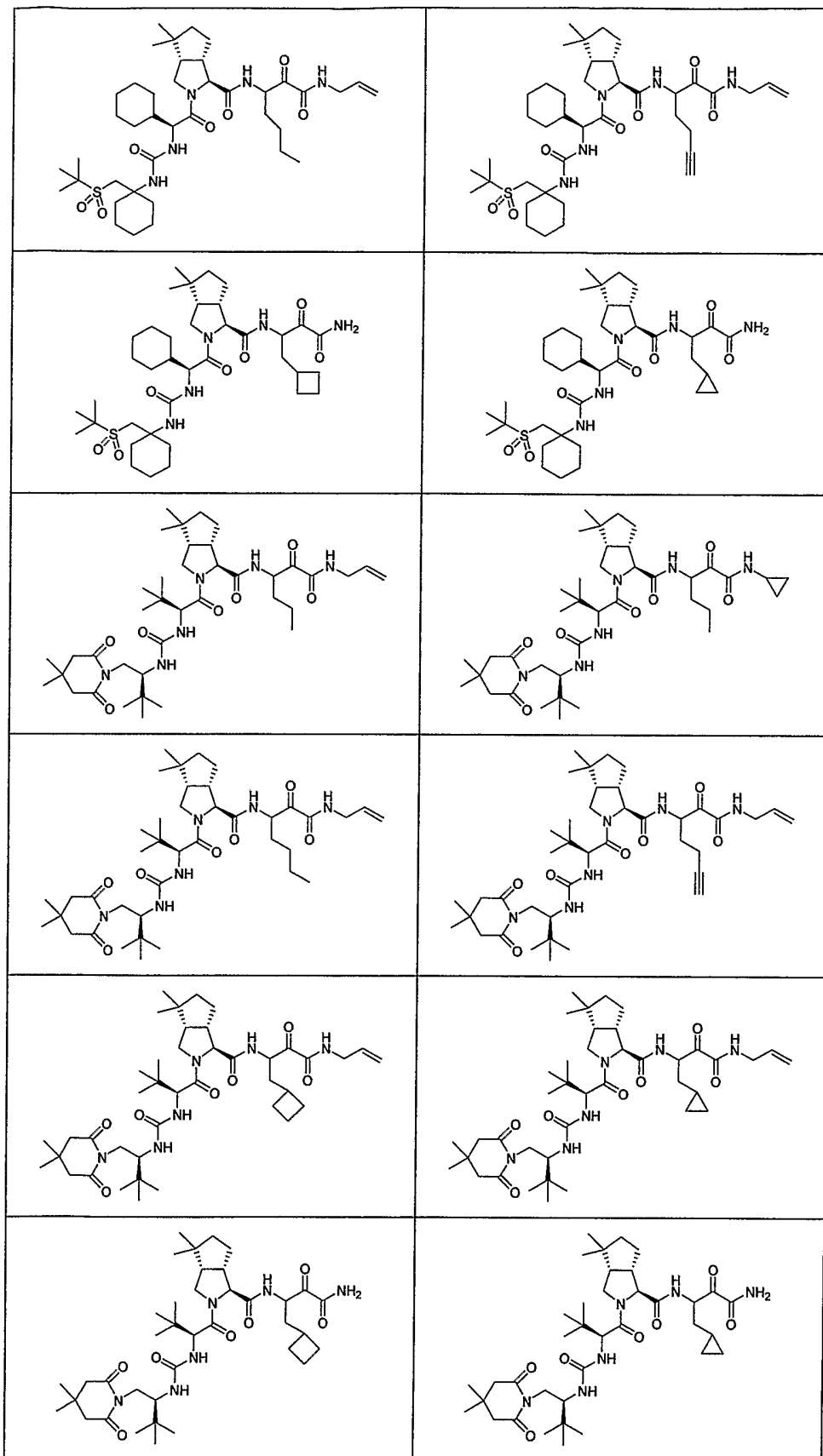


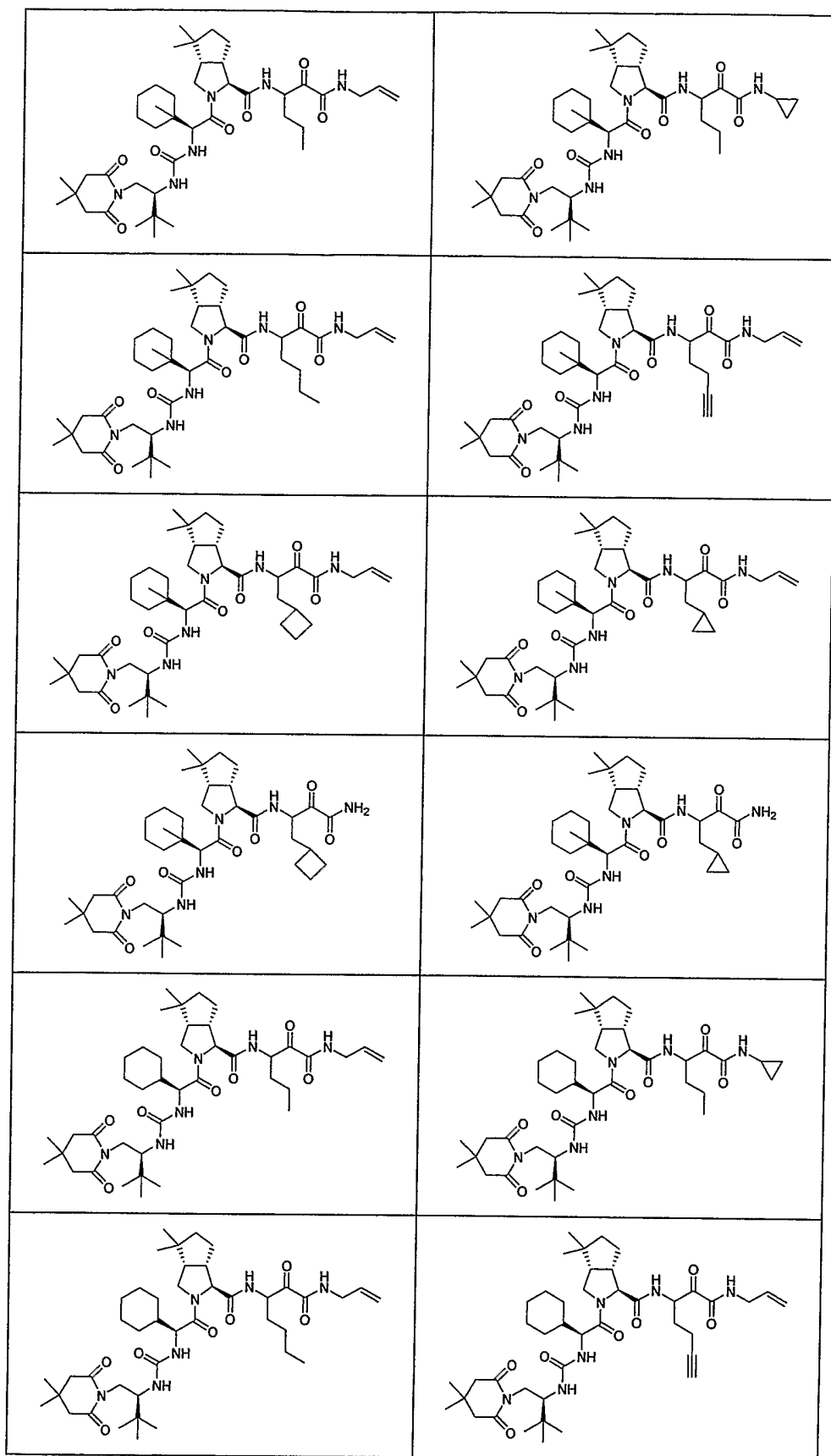


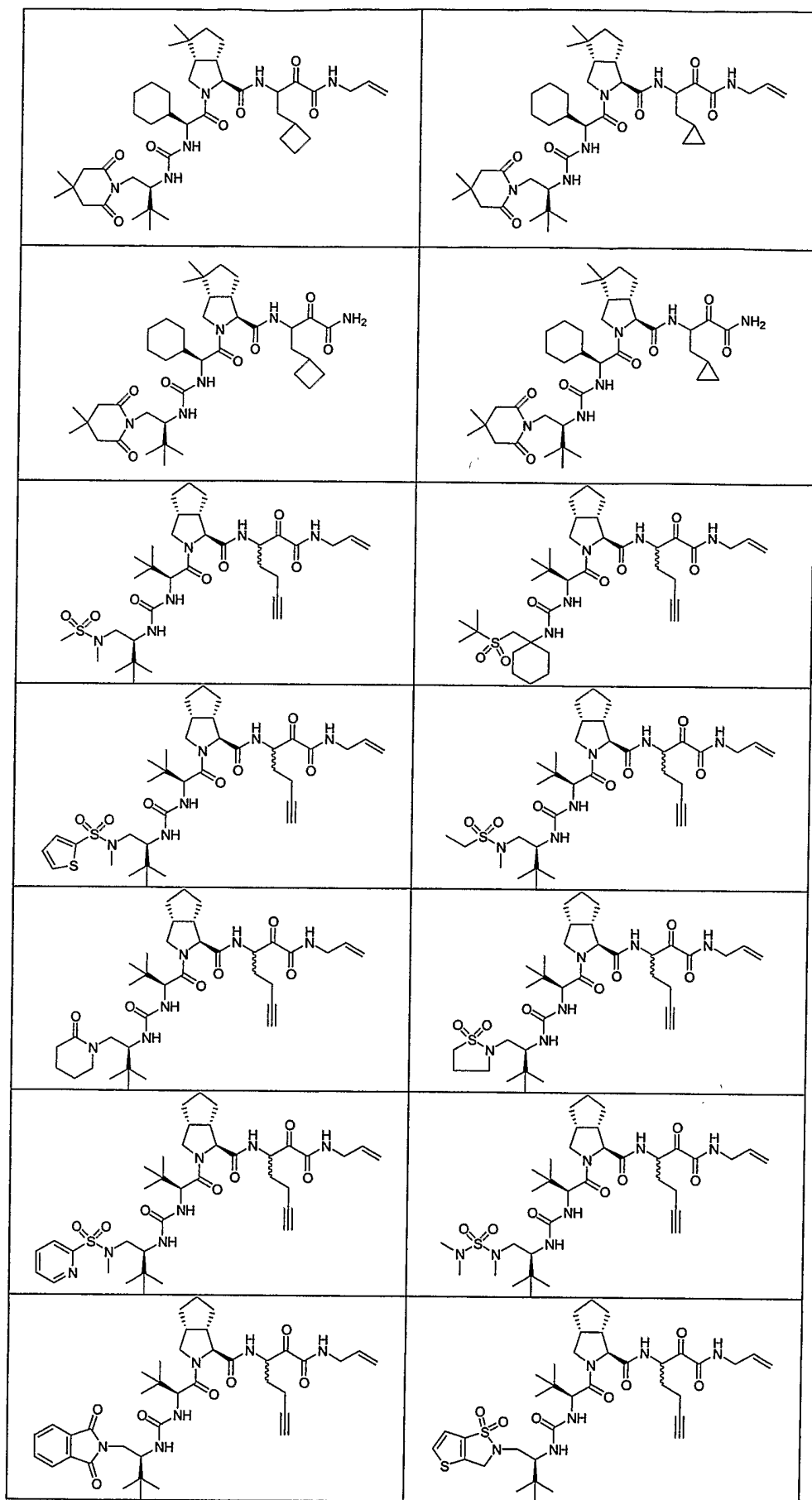


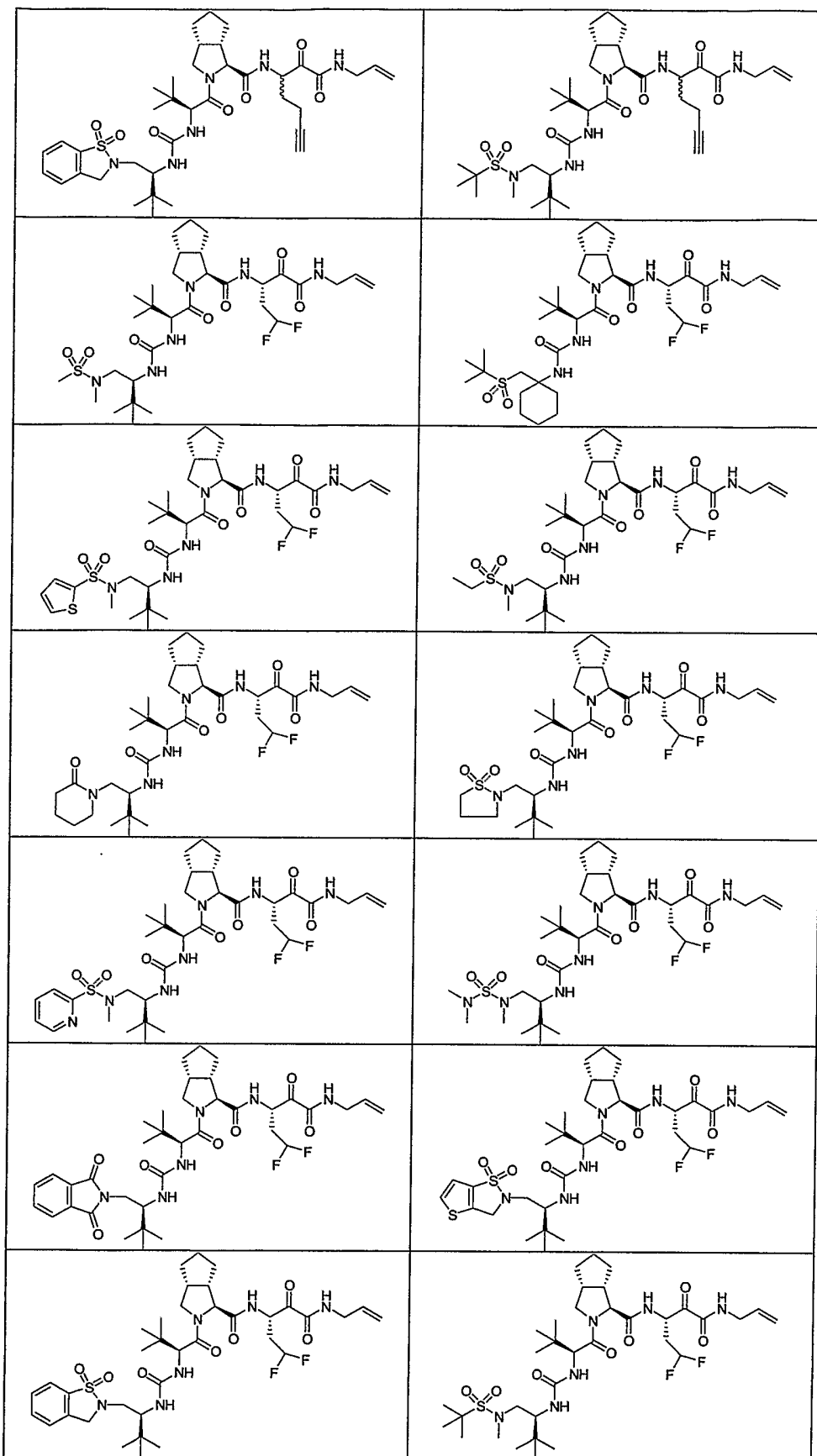


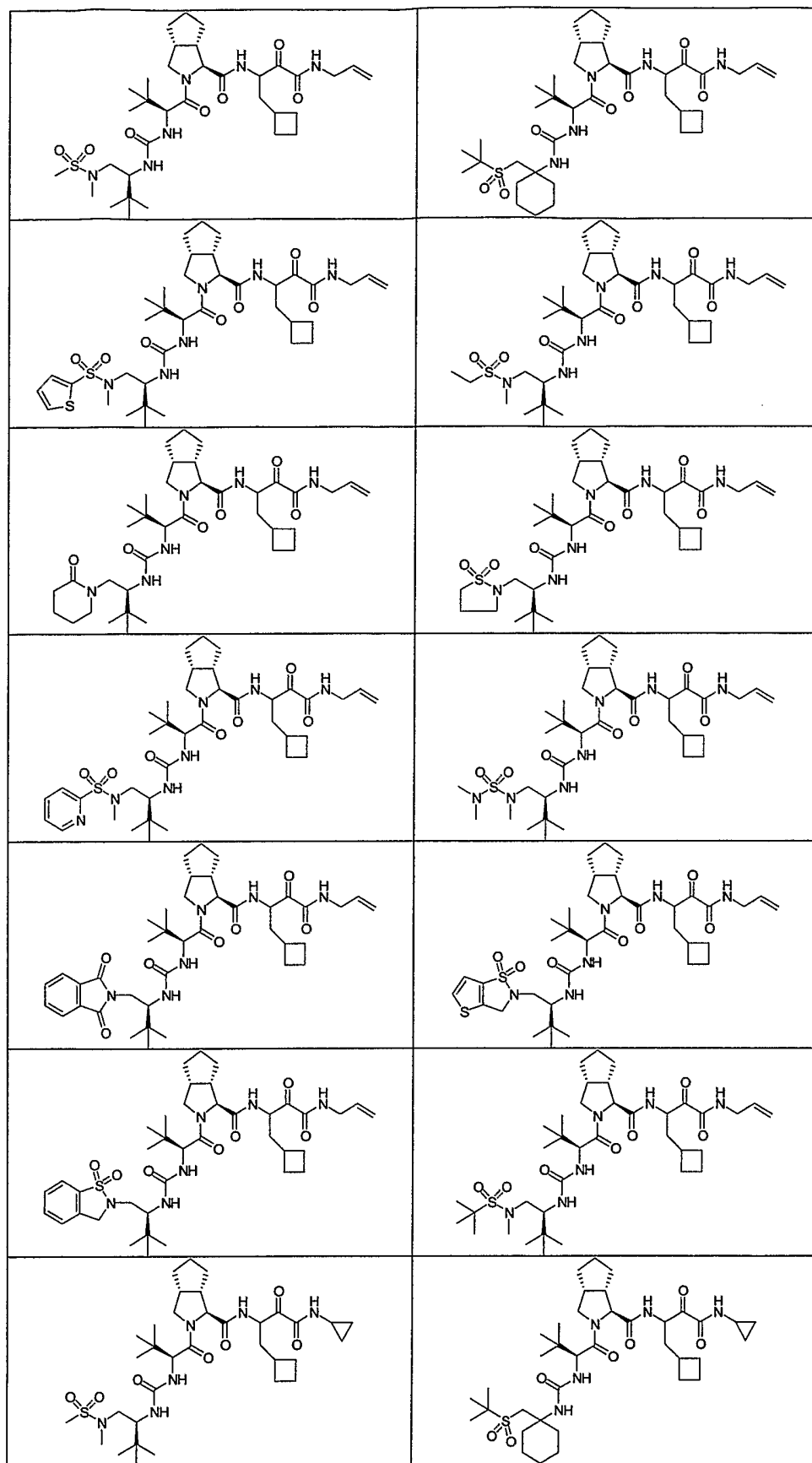


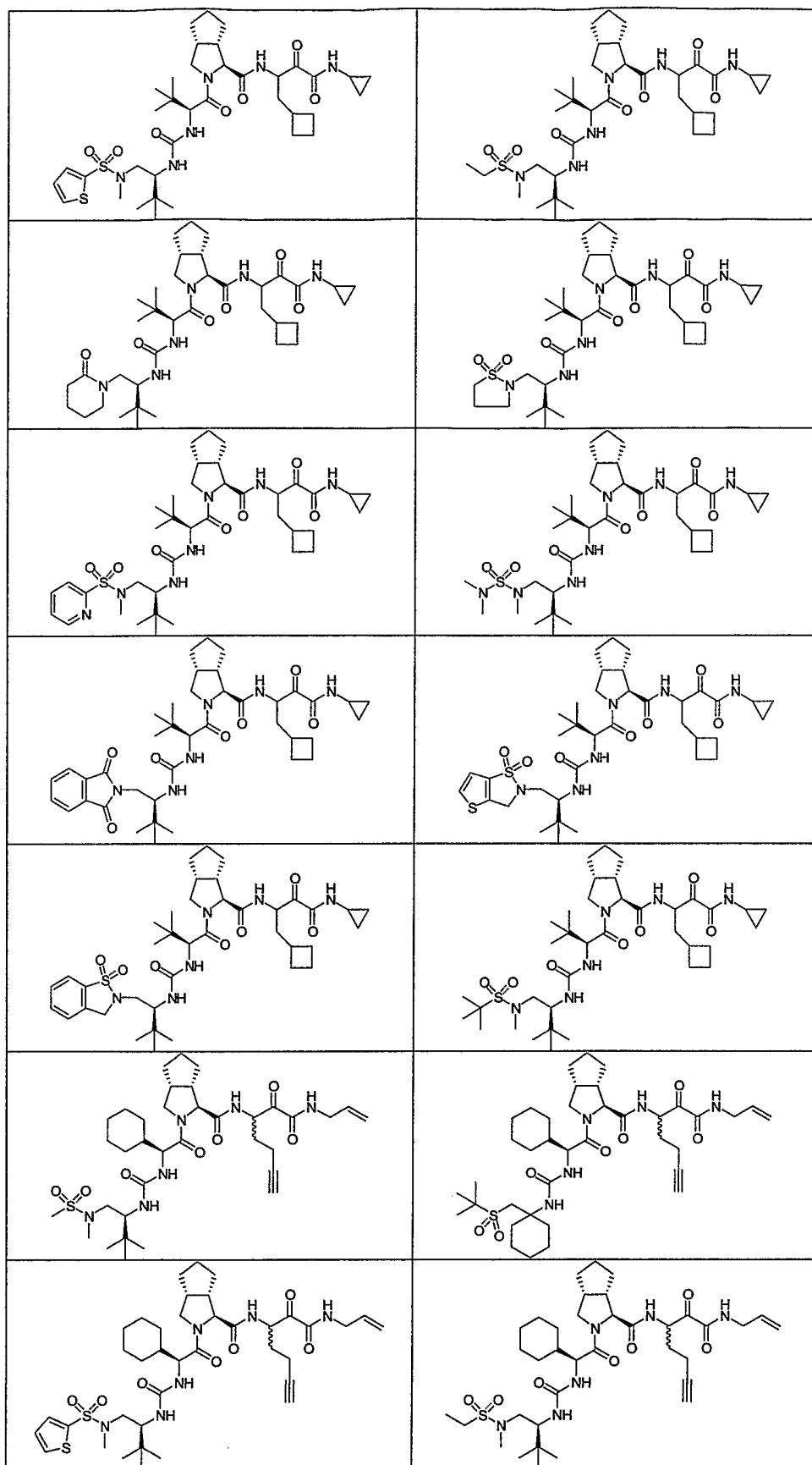


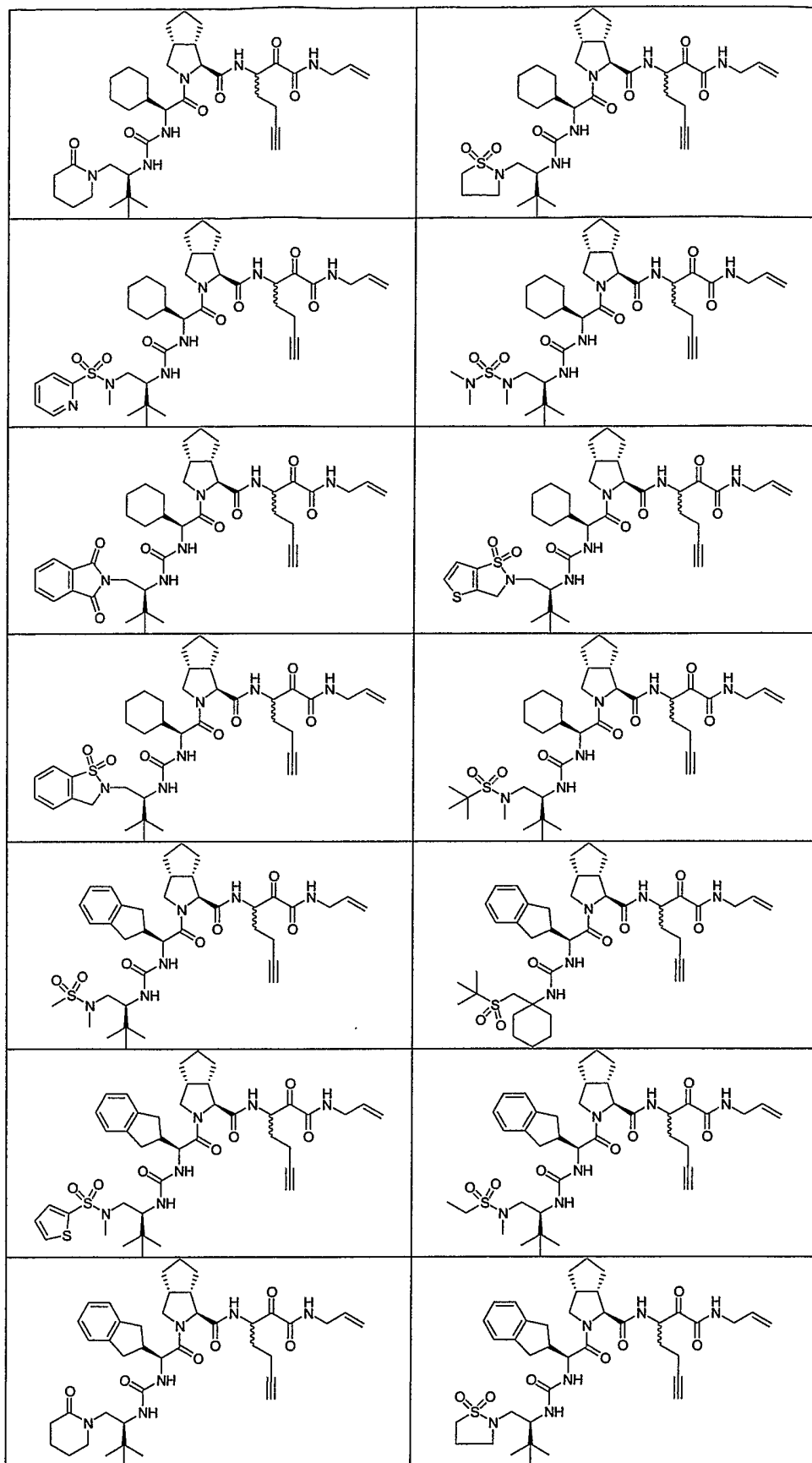


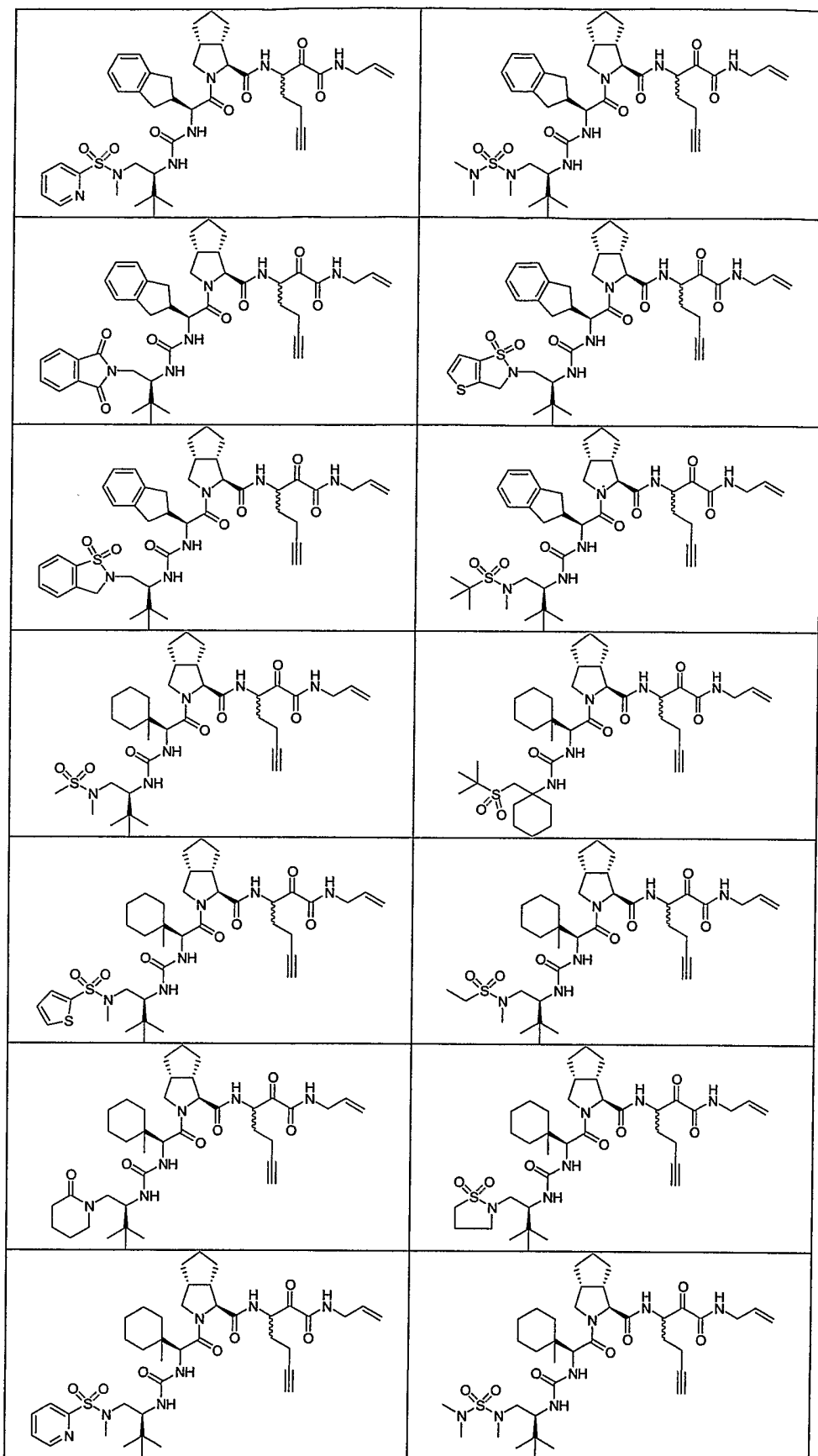


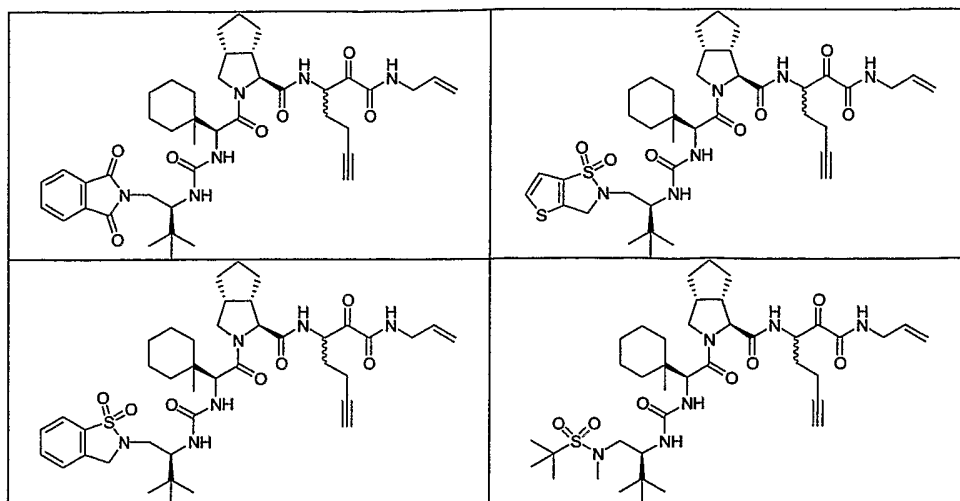










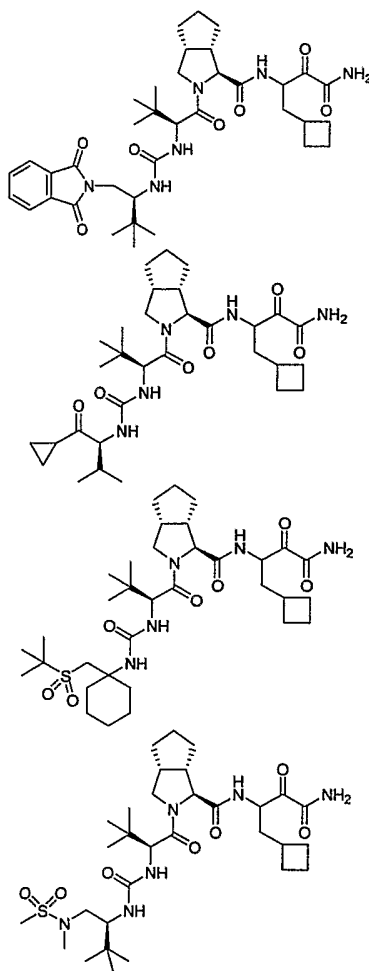


24. A pharmaceutical composition for treating disorders associated with the HCV, said composition comprising therapeutically effective amount of one or more compounds in claim 23 and a pharmaceutically acceptable carrier.
- 5 25. The pharmaceutical composition of claim 24, additionally containing at least one antiviral agent.
26. The pharmaceutical composition of claim 25, still additionally containing at least one interferon or PEG-interferon alpha conjugate.
27. The pharmaceutical composition of claim 26, wherein said at least one antiviral agent is ribavirin and said at least one interferon is  $\alpha$ -interferon or pegylated interferon.
- 10 28. A method of treatment of a hepatitis C virus associated disorder, comprising administering an effective amount of one or more compounds of claim 23.
- 15 29. A method of modulating the activity of hepatitis C virus (HCV) protease, comprising contacting HCV protease with one or more compounds of claim 23.
30. A method of treating, preventing, or ameliorating one or more symptoms of hepatitis C, comprising administering a therapeutically effective amount of one or more compounds of claim 23.
- 20 31. The method of claim 30, wherein the HCV protease is the NS3/NS4a protease.

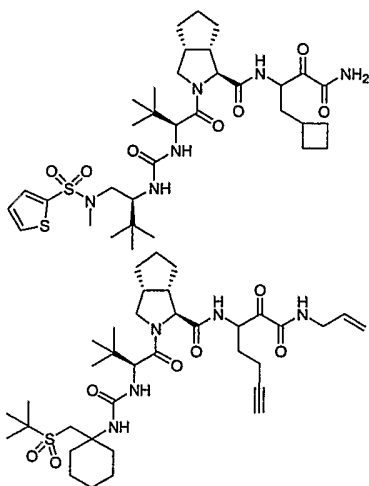
32. The method of claim 31, wherein the compound or compounds inhibit HCV NS3/NS4a protease.

33. A method of modulating the processing of hepatitis C virus (HCV) polypeptide, comprising contacting a composition containing the HCV polypeptide under conditions in which said polypeptide is processed with one  
5 or more compounds of claim 23.

34. A method of treating disorders associated with the HCV, said method comprising administering to a patient in need of such treatment, a pharmaceutical composition which comprises therapeutically effective  
10 amounts of at least one compound, or enantiomers, stereoisomers, rotamers, tautomers, diastereomers or racemates of said compound, or a pharmaceutically acceptable salt, solvate or ester of said compound, said compound being selected from the following:



15



35. A compound of claim 1 in purified form.

# INTERNATIONAL SEARCH REPORT

International Application No  
PCT/US2005/005778

<b>A. CLASSIFICATION OF SUBJECT MATTER</b> IPC 7 C07D209/52 C07K5/08 A61K31/401 A61P31/00		
According to International Patent Classification (IPC) or to both national classification and IPC		
<b>B. FIELDS SEARCHED</b> Minimum documentation searched (classification system followed by classification symbols) IPC 7 C07F C07K		
Documentation searched other than minimum documentation to the extent that such documents are included in the fields searched		
Electronic data base consulted during the international search (name of data base and, where practical, search terms used) EPO-Internal, BEILSTEIN Data, WPI Data		
<b>C. DOCUMENTS CONSIDERED TO BE RELEVANT</b>		
Category °	Citation of document, with indication, where appropriate, of the relevant passages	Relevant to claim No.
X	WO 02/18369 A (ELI LILLY AND COMPANY; BABINE, ROBERT, EDWARD; CHEN, SHU, HUI; LAMAR,) 7 March 2002 (2002-03-07) claim 1; examples AX,AY,BD,BG	1-35
X	WO 03/062265 A (SCHERING CORPORATION; CORVAS INTERNATIONAL, INC; DENDREON CORPORATION) 31 July 2003 (2003-07-31) page 572, last compound page 573, compounds 1-4 claim 1	1-35
----- -/--		
<input checked="" type="checkbox"/> Further documents are listed in the continuation of box C. <span style="margin-left: 100px;"><input checked="" type="checkbox"/> Patent family members are listed in annex.</span>		
° Special categories of cited documents :		
*A* document defining the general state of the art which is not considered to be of particular relevance *E* earlier document but published on or after the International filing date *L* document which may throw doubts on priority claim(s) or which is cited to establish the publication date of another citation or other special reason (as specified) *O* document referring to an oral disclosure, use, exhibition or other means *P* document published prior to the international filing date but later than the priority date claimed	*T* later document published after the international filing date or priority date and not in conflict with the application but cited to understand the principle or theory underlying the invention *X* document of particular relevance; the claimed invention cannot be considered novel or cannot be considered to involve an inventive step when the document is taken alone *Y* document of particular relevance; the claimed invention cannot be considered to involve an inventive step when the document is combined with one or more other such documents, such combination being obvious to a person skilled in the art. *&* document member of the same patent family	
Date of the actual completion of the international search	Date of mailing of the International search report	
30 June 2005	29/07/2005	
Name and mailing address of the ISA	Authorized officer	
European Patent Office, P.B. 5818 Patentlaan 2 NL - 2280 HV Rijswijk Tel. (+31-70) 340-2040, Tx. 31 651 epo nl, Fax: (+31-70) 340-3016	Baston, E	

INTERNATIONAL SEARCH REPORT

International Application No  
PCT/US2005/005778

C.(Continuation) DOCUMENTS CONSIDERED TO BE RELEVANT		
Category	Citation of document, with indication, where appropriate, of the relevant passages	Relevant to claim No.
P,X	LAMAR, J. ET AL.: "Novel P4 truncated tripeptidyl alpha-ketoamides as HCV protease inhibitors" BIOORGANIC & MEDICINAL CHEMISTRY LETTERS, vol. 14, 2004, pages 263-266, XP002333999 scheme 1 figure 1	1-35
X	CHEN, S.H. ET AL.: "Synthesis and Evaluation of Tripeptidyl alpha-Ketoamides as Human Rhinovirus 3C Protease Inhibitors" BIOORGANIC & MEDICINAL CHEMISTRY LETTERS, vol. 13, 2003, pages 3531-3536, XP002334000 compounds with residue A for P2 tables 1,2	1-35
A	WO 02/08244 A (SCHERING CORPORATION; CORVAS INTERNATIONAL, INC) 31 January 2002 (2002-01-31) claim 1	1-35
A	EP 1 157 998 A (DAINIPPON PHARMACEUTICAL CO., LTD) 28 November 2001 (2001-11-28) claim 1	1-35
A	WO 00/09558 A (BOEHRINGER INGELHEIM LTD; LLINAS-BRUNET, MONTSE; BAILEY, MURRAY, D; C) 24 February 2000 (2000-02-24) claim 1	1-35
A	NARJES, F. ET AL.: "Recent developments in the discovery of hepatitis C virus serine protease inhibitors-towards a new class of antiviral agents?" EXPERT OPINION INVESTIGATIONAL DRUGS, vol. 12, no. 2, 2003, pages 153-163, XP002334001 figure 2	1-35
A	SMITH R M ET AL: "STRUCTURE-BASED DESIGN OF HEPATITS C VIRUS INHIBITORS" JOURNAL OF VIRAL HEPATITIS, BLACKWELL, OXFORD, GB, vol. 10, 2003, pages 405-412, XP002313583 ISSN: 1352-0504 figure 2	1-35

# INTERNATIONAL SEARCH REPORT

International application No.  
PCT/US2005/005778

## Box II Observations where certain claims were found unsearchable (Continuation of item 2 of first sheet)

This International Search Report has not been established in respect of certain claims under Article 17(2)(a) for the following reasons:

1.  Claims Nos.: 19-20, 28-34  
because they relate to subject matter not required to be searched by this Authority, namely:  
Rule 39.1(iv) PCT - Method for treatment of the human or animal body by therapy. A search has been carried out for these claims based on the alleged effects of the compounds / compositions.
2.  Claims Nos.:  
because they relate to parts of the International Application that do not comply with the prescribed requirements to such an extent that no meaningful International Search can be carried out, specifically:
3.  Claims Nos.:  
because they are dependent claims and are not drafted in accordance with the second and third sentences of Rule 6.4(a).

## Box III Observations where unity of invention is lacking (Continuation of item 3 of first sheet)

This International Searching Authority found multiple inventions in this international application, as follows:

1.  As all required additional search fees were timely paid by the applicant, this International Search Report covers all searchable claims.
2.  As all searchable claims could be searched without effort justifying an additional fee, this Authority did not invite payment of any additional fee.
3.  As only some of the required additional search fees were timely paid by the applicant, this International Search Report covers only those claims for which fees were paid, specifically claims Nos.:
4.  No required additional search fees were timely paid by the applicant. Consequently, this International Search Report is restricted to the invention first mentioned in the claims; it is covered by claims Nos.:

Remark on Protest

- The additional search fees were accompanied by the applicant's protest.
- No protest accompanied the payment of additional search fees.

# INTERNATIONAL SEARCH REPORT

Information on patent family members

International Application No  
PCT/US2005/005778

Patent document cited in search report	Publication date	Patent family member(s)	Publication date
WO 0218369	A	07-03-2002	AU 8831801 A 13-03-2002
			CA 2419607 A1 07-03-2002
			CN 1451014 A 22-10-2003
			CZ 20030595 A3 18-06-2003
			EP 1320540 A2 25-06-2003
			HU 0300855 A2 28-10-2003
			JP 2004517047 T 10-06-2004
			MX PA03001780 A 04-06-2003
			NO 20030928 A 16-04-2003
			PL 365836 A1 10-01-2005
			SK 2492003 A3 03-11-2004
			WO 0218369 A2 07-03-2002
			ZA 200301641 A 21-06-2004
WO 03062265	A	31-07-2003	BR 0306931 A 19-04-2005
			CA 2473032 A1 31-07-2003
			EP 1481000 A2 01-12-2004
			WO 03062265 A2 31-07-2003
WO 0208244	A	31-01-2002	AU 7698801 A 05-02-2002
			BR 0112540 A 24-06-2003
			CA 2410662 A1 31-01-2002
			CN 1498224 A 19-05-2004
			CZ 20030151 A3 14-05-2003
			EP 1385870 A2 04-02-2004
			HU 0401730 A2 28-12-2004
			JP 2004504404 T 12-02-2004
			MX PA03000627 A 30-07-2004
			NO 20030272 A 21-03-2003
			PL 366063 A1 24-01-2005
			SK 752003 A3 05-08-2003
			WO 0208244 A2 31-01-2002
			US 2003216325 A1 20-11-2003
			ZA 200210312 A 29-03-2004
EP 1157998	A	28-11-2001	JP 2000256396 A 19-09-2000
			AT 259376 T 15-02-2004
			AU 758739 B2 27-03-2003
			AU 2690200 A 21-09-2000
			BR 0008600 A 26-12-2001
			CA 2362911 A1 08-09-2000
			DE 60008218 D1 18-03-2004
			DE 60008218 T2 09-12-2004
			DK 1157998 T3 14-06-2004
			EP 1157998 A1 28-11-2001
			MX PA01008836 A 14-05-2002
			NZ 513594 A 29-04-2003
			US 6835714 B1 28-12-2004
			CN 1349542 A ,C 15-05-2002
			ES 2215608 T3 16-10-2004
			HU 0200608 A2 28-08-2002
			WO 0052032 A1 08-09-2000
			PT 1157998 T 30-06-2004
			RU 2222539 C2 27-01-2004
			TR 200102540 T2 21-01-2002
			TW 534905 B 01-06-2003
			ZA 200106514 A 10-05-2002

# INTERNATIONAL SEARCH REPORT

Information on patent family members

International Application No  
PCT/US2005/005778

Patent document cited in search report	Publication date	Patent family member(s)	Publication date
WO 0009558	A	24-02-2000	AU 764655 B2 28-08-2003
			AU 5273299 A 06-03-2000
			BG 105230 A 31-10-2001
			BR 9912943 A 08-05-2001
			CA 2336597 A1 24-02-2000
			WO 0009558 A1 24-02-2000
			CN 1315965 A ,C 03-10-2001
			EA 4765 B1 26-08-2004
			EE 200100080 A 15-08-2002
			EP 1105422 A1 13-06-2001
			HK 1039947 A1 25-02-2005
			HR 20010101 A1 28-02-2002
			HU 0104548 A2 29-04-2002
			ID 27784 A 26-04-2001
			JP 2002522557 T 23-07-2002
			NO 20010604 A 05-02-2001
			NZ 510395 A 19-12-2003
			PL 346051 A1 14-01-2002
			TR 200100438 T2 21-06-2001
			TW 577895 B 01-03-2004
US 6767991 B1 27-07-2004			
ZA 200100972 A 18-07-2002			