



US00D888643S

(12) **United States Design Patent**
Peters et al.

(10) **Patent No.:** **US D888,643 S**

(45) **Date of Patent:** **** Jun. 30, 2020**

(54) **VEHICLE WHEEL RIM**

(71) Applicant: **Sinfonia Automotive AG**,
Saarwellingen (DE)

(72) Inventors: **Stefan Peters**, Saarbrücken (DE);
Gregor Gardavsky, München (DE)

(**) Term: **15 Years**

(21) Appl. No.: **35/506,669**

(22) Filed: **Oct. 23, 2018**

(80) **Hague Agreement Data**

Int. Filing Date: **Oct. 23, 2018**

Int. Reg. No.: **DM/103661**

Int. Reg. Date: **Oct. 23, 2018**

Int. Reg. Pub. Date: **Apr. 26, 2019**

(51) **LOC (12) Cl.** **12-16**

(52) **U.S. Cl.**
USPC **D12/209**

(58) **Field of Classification Search**

USPC D12/204–213
CPC B60B 1/00; B60B 1/08; B60B 1/10; B60B
1/12; B60B 3/04; B60B 3/06; B60B 3/10;
B60B 3/02; B60B 7/00; B60B 7/01;
B60B 7/02; B60B 7/04; B60B 7/06
See application file for complete search history.

(56) **References Cited**

U.S. PATENT DOCUMENTS

7,841,670 B2 * 11/2010 Takeda B60B 7/0053
301/37.102
D685,709 S * 7/2013 Hanaoka D12/209
D695,187 S * 12/2013 Mielke D12/209
D713,315 S * 9/2014 Juergens D12/209
D754,047 S * 4/2016 Frascella D12/209

D759,566 S * 6/2016 Valencia Pollex D12/211
D778,798 S * 2/2017 Park D12/209
D791,670 S * 7/2017 Valencia Pollex D12/209
D805,989 S * 12/2017 Grewer D12/209
D813,139 S * 3/2018 Chung D12/211
D819,535 S * 6/2018 Austin D12/209
D822,574 S * 7/2018 Rucigaj D12/209
D828,269 S * 9/2018 Kikuchi D12/209
D836,524 S * 12/2018 Austin D12/209
D866,430 S * 11/2019 Tomasson D12/209
10,504,500 B2 * 12/2019 Kamiyama G10K 11/172
D871,995 S * 1/2020 Bjerke D12/209
10,532,616 B2 * 1/2020 Kamiyama B60B 21/026
D876,306 S * 2/2020 Battams D12/209

* cited by examiner

Primary Examiner — Darlington Ly

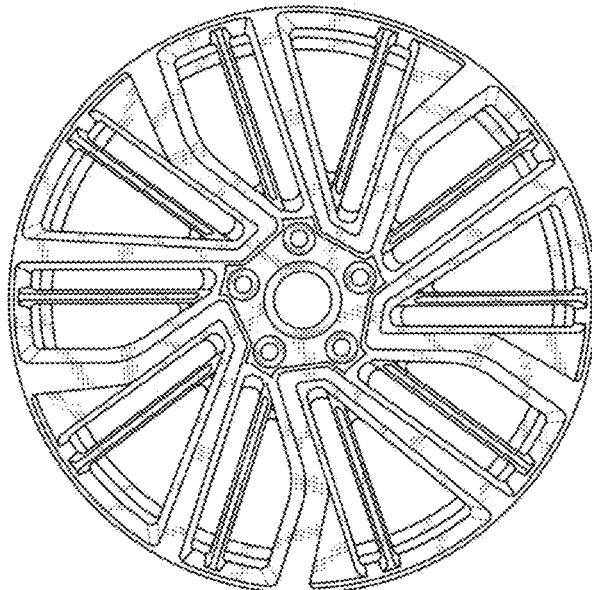
(57) **CLAIM**

The ornamental design for a vehicle wheel rim, as shown and described.

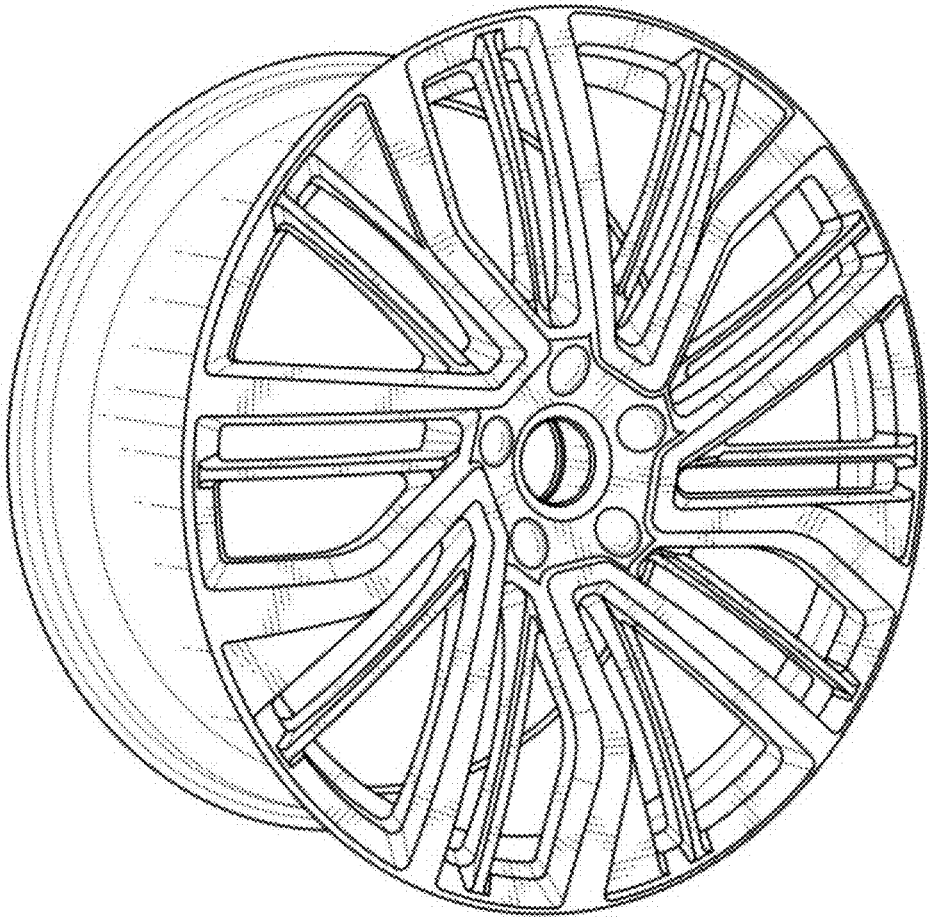
DESCRIPTION

1.1 is a perspective view of a vehicle wheel rim showing our new design in accordance to a first embodiment;
1.2 is a rear elevation view thereof;
1.3 is a front elevation view thereof;
1.4 is a bottom plan view thereof;
1.5 is a top plan view thereof;
1.6 is a right side elevation view thereof; and
1.7 is a left side elevation view thereof.
2.1 is a rear elevation view of a vehicle wheel rim showing our new design in accordance to a second embodiment;
2.2 is a bottom plan view thereof;
2.3 is a perspective view thereof;
2.4 is a left side elevation view thereof;
2.5 is a front elevation view thereof;
2.6 is a right side elevation view thereof; and
2.7 is a top plan view thereof.

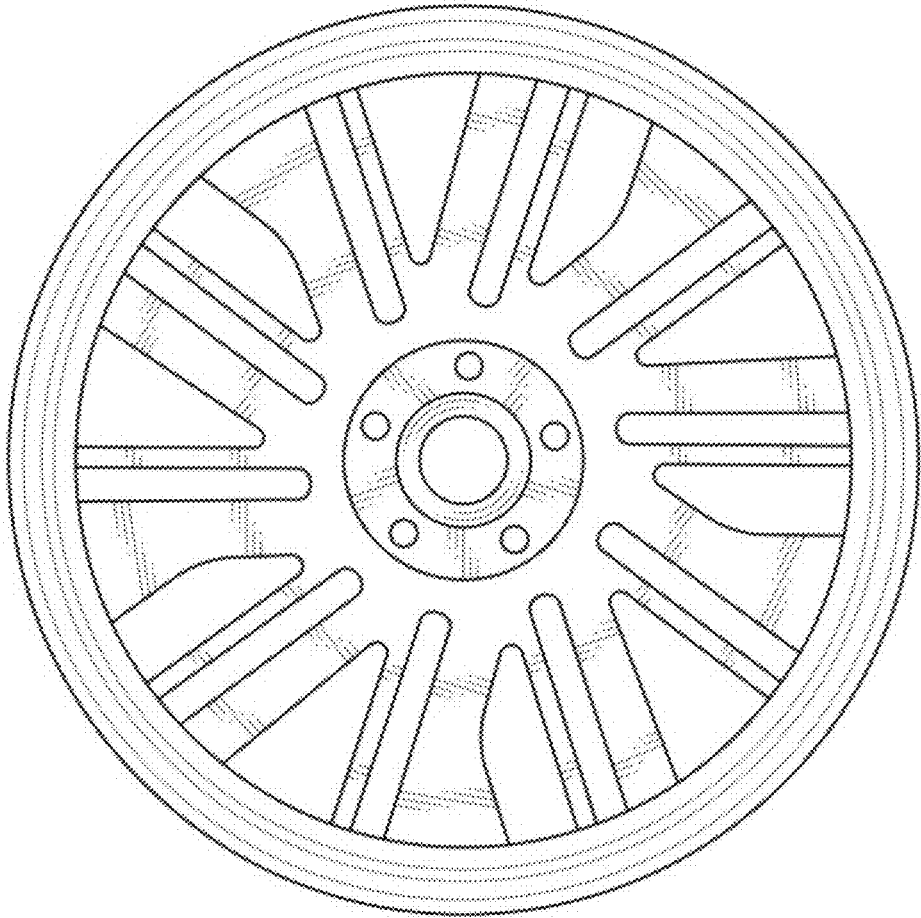
1 Claim, 14 Drawing Sheets



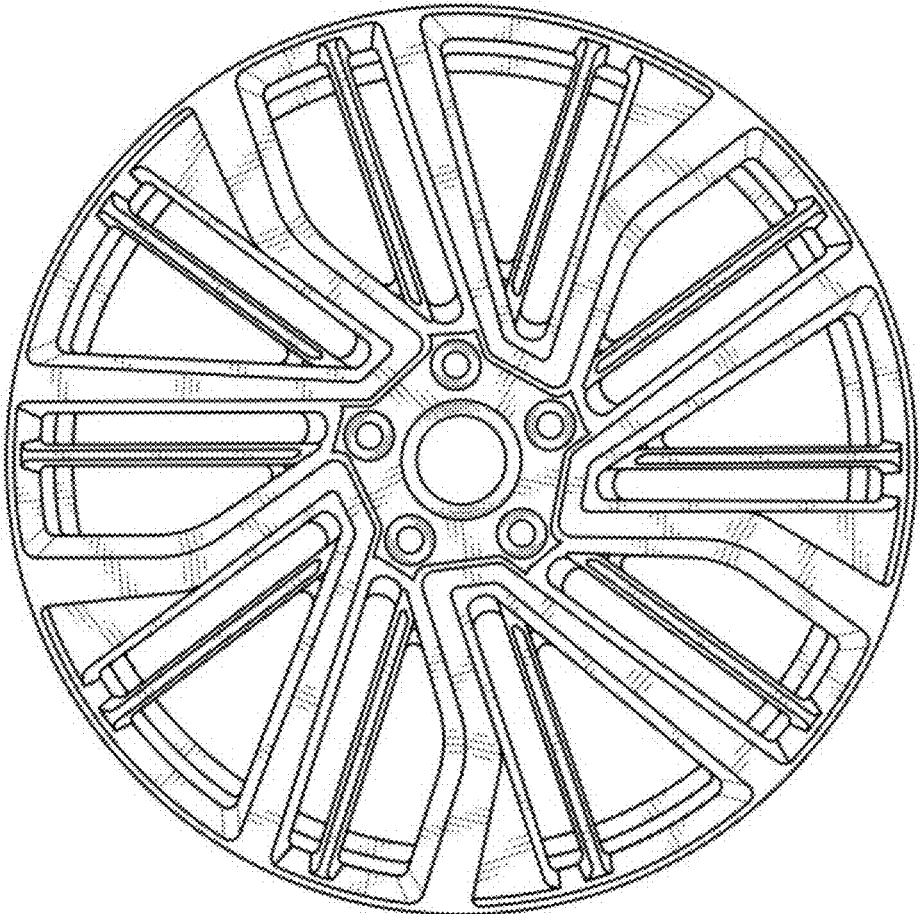
1.1



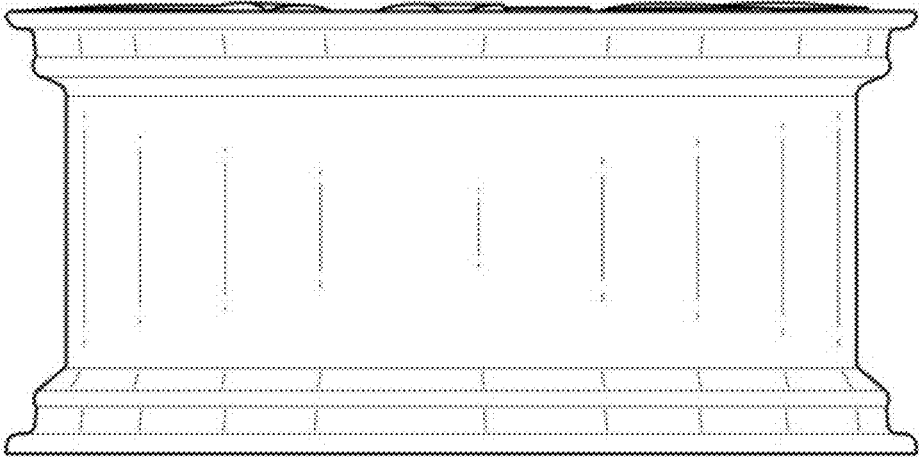
1.2



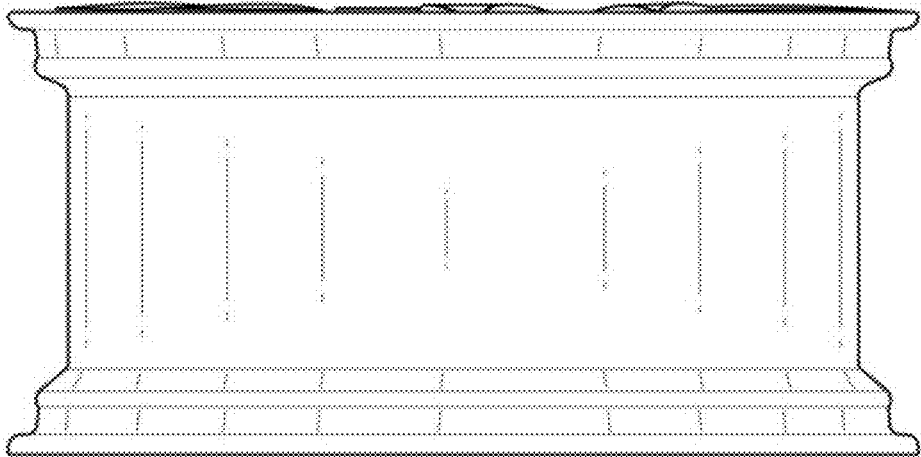
1.3



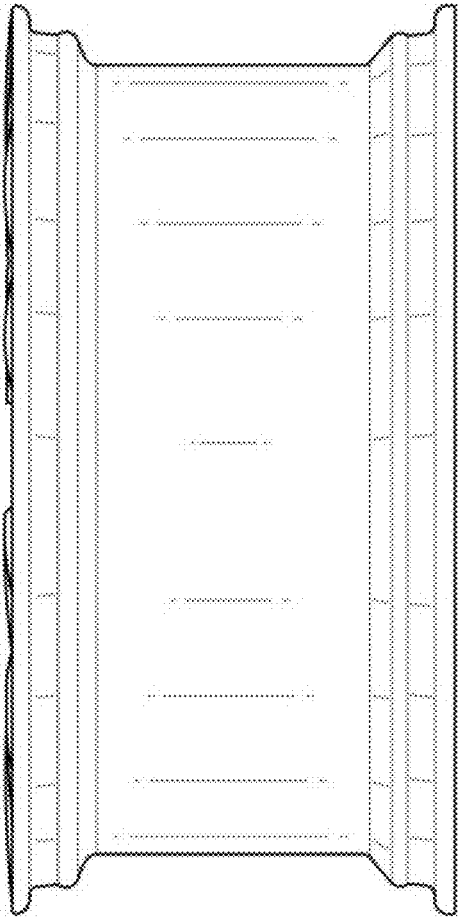
1.4



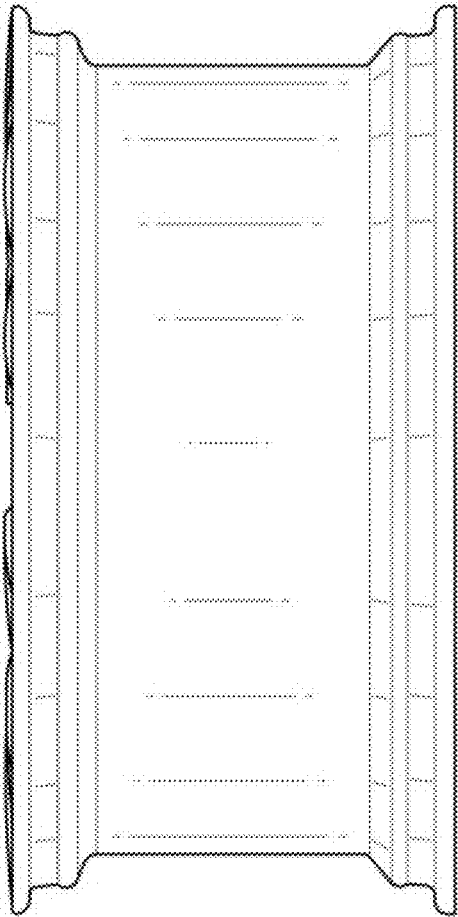
1.5



1.6



1.7



2.1




2.2



2.3




2.4



2.5



2.6



2.7

