

[54] RESCUE TOOL

[75] Inventor: James E. Reynolds, Jr., Dallas, Tex.

[73] Assignee: JRJ Industries, Dallas, Tex.

[\*\*] Term: 14 Years

[21] Appl. No.: 655,839

[22] Filed: Oct. 1, 1984

[52] U.S. Cl. .... D8/105; D8/25; D8/81; D8/87; D8/98; D32/48

[58] Field of Search ..... D8/21, 25, 26, 75, 81, D8/105, 98, 82, 87; D32/46, 48; 30/169; 7/138, 142, 143, 144, 158, 165

[56] References Cited

U.S. PATENT DOCUMENTS

- D. 070,218 5/1926 Gilbert ..... D8/26
- D. 138,790 9/1944 Czekalski ..... D8/26
- D. 271,627 11/1983 Bauer ..... D32/48

- D. 285,900 9/1986 Chan ..... D8/105
- 506,832 10/1893 Schofield ..... D8/26
- 4,592,467 6/1986 Lechner ..... 7/144

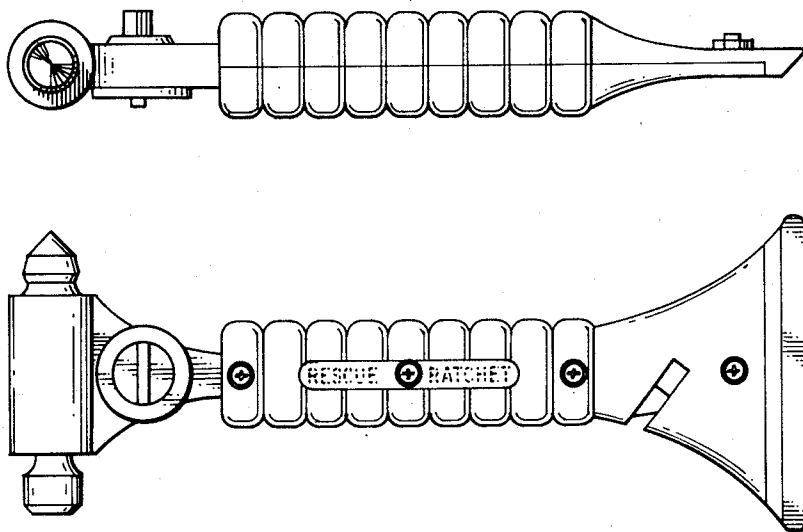
Primary Examiner—B. J. Bullock  
Attorney, Agent, or Firm—Richards, Harris, Medlock & Andrews

[57] CLAIM

The ornamental design for a rescue tool, as shown and described.

DESCRIPTION

FIG. 1 is a top plan view of a rescue tool showing my new design;  
 FIG. 2 is a side elevational view taken from the top of FIG. 1;  
 FIG. 3 is a side elevational view taken from the bottom of FIG. 1;  
 FIG. 4 is a bottom plan view thereof;  
 FIG. 5 is a left end elevational view thereof;  
 FIG. 6 is a right end elevational view thereof.



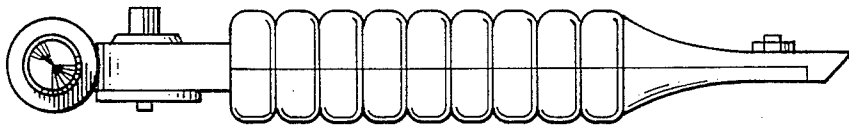


FIG. 2

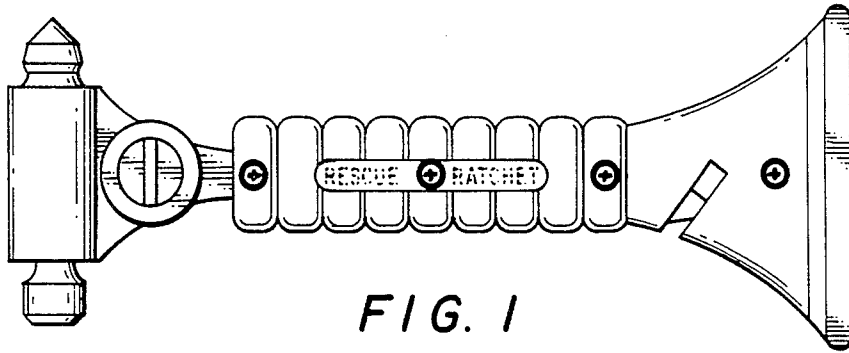


FIG. 1

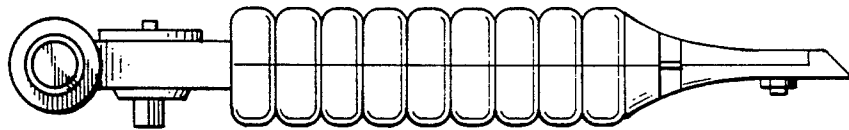


FIG. 3

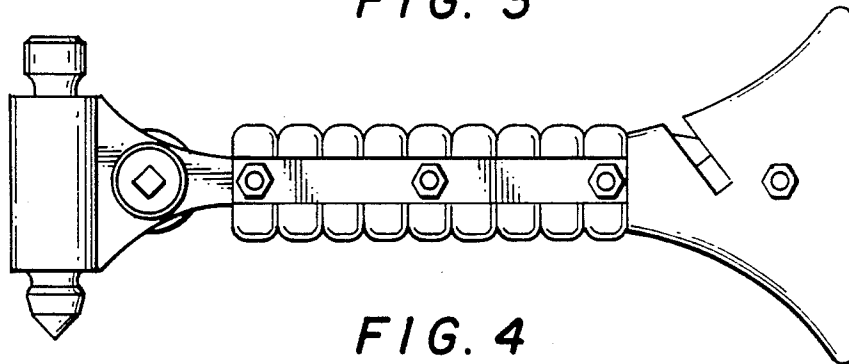


FIG. 4




FIG. 5

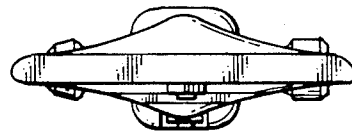


FIG. 6