



US00D577797S

(12) **United States Design Patent**  
**Gao**

(10) **Patent No.:** **US D577,797 S**

(45) **Date of Patent:** **\*\* Sep. 30, 2008**

(54) **HEATER**

(76) Inventor: **Tianyu Gao**, Jinke Bldg., 8 Qiongyu Rd,  
Science & Technology Park, Nanshan  
Dist., Shenzhen (CN)

(\*\*) Term: **14 Years**

(21) Appl. No.: **29/274,745**

(22) Filed: **May 21, 2007**

(30) **Foreign Application Priority Data**

Nov. 24, 2006 (CN) ..... 2006 3 0154828

(51) **LOC (8) Cl.** ..... **23-03**

(52) **U.S. Cl.** ..... **D23/317; D23/332**

(58) **Field of Classification Search** ..... D23/314,  
D23/317, 332, 342, 333, 334, 335, 337, 351,  
D23/355, 378, 370, 387, 364, 336, 341, 383;  
237/56, 67, 61, 62; 416/244 R, 247 R, 53.1,  
416/53.2, 53.3; 392/365, 367, 347, 350,  
392/373, 407, 433, 78 A  
See application file for complete search history.

(56) **References Cited**

**U.S. PATENT DOCUMENTS**

D373,414 S *	9/1996	Bucher et al.	.....	D23/335
D395,490 S *	6/1998	Jane' et al.	.....	D23/337
D396,526 S *	7/1998	Boyle et al.	.....	D23/335
D423,657 S *	4/2000	Lee	.....	D23/337
D448,837 S *	10/2001	Toro et al.	.....	D23/335

D462,429 S *	9/2002	Gao	.....	D23/335
D462,753 S *	9/2002	Gao	.....	D23/335
D465,835 S *	11/2002	Gao	.....	D23/325
D471,969 S *	3/2003	Krauss	.....	D23/337
D483,101 S *	12/2003	Ching	.....	D23/335
D483,102 S *	12/2003	Ching	.....	D23/335
D513,069 S *	12/2005	Blateri	.....	D23/335
D526,058 S *	8/2006	Blateri	.....	D23/332
D534,629 S *	1/2007	Bucher et al.	.....	D23/335
D550,339 S *	9/2007	Bucher et al.	.....	D23/335
2007/0046107 A1 *	3/2007	Jayaram et al.	.....	307/117

\* cited by examiner

*Primary Examiner*—Robert M. Spear

*Assistant Examiner*—Ania K Dworzecka

(74) *Attorney, Agent, or Firm*—Birch, Stewart, Kolasch &  
Birch, LLP

(57) **CLAIM**

The ornamental design for a heater, as shown and described.

**DESCRIPTION**

FIG. 1 is a front of a heater showing my new design;

FIG. 2 is a rear view thereof;

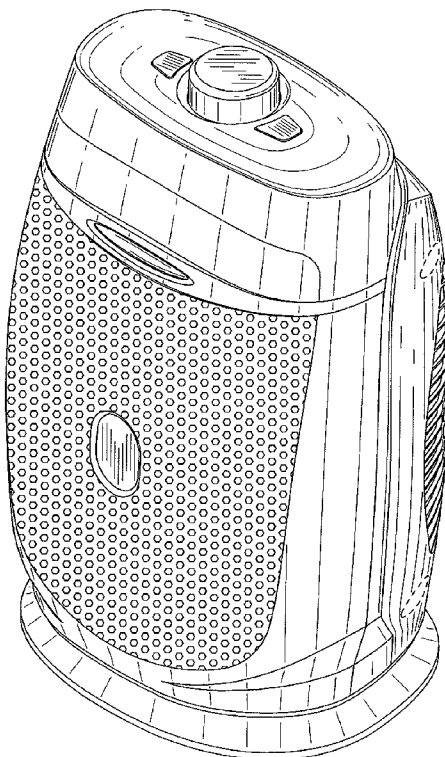
FIG. 3 is a left side view thereof;

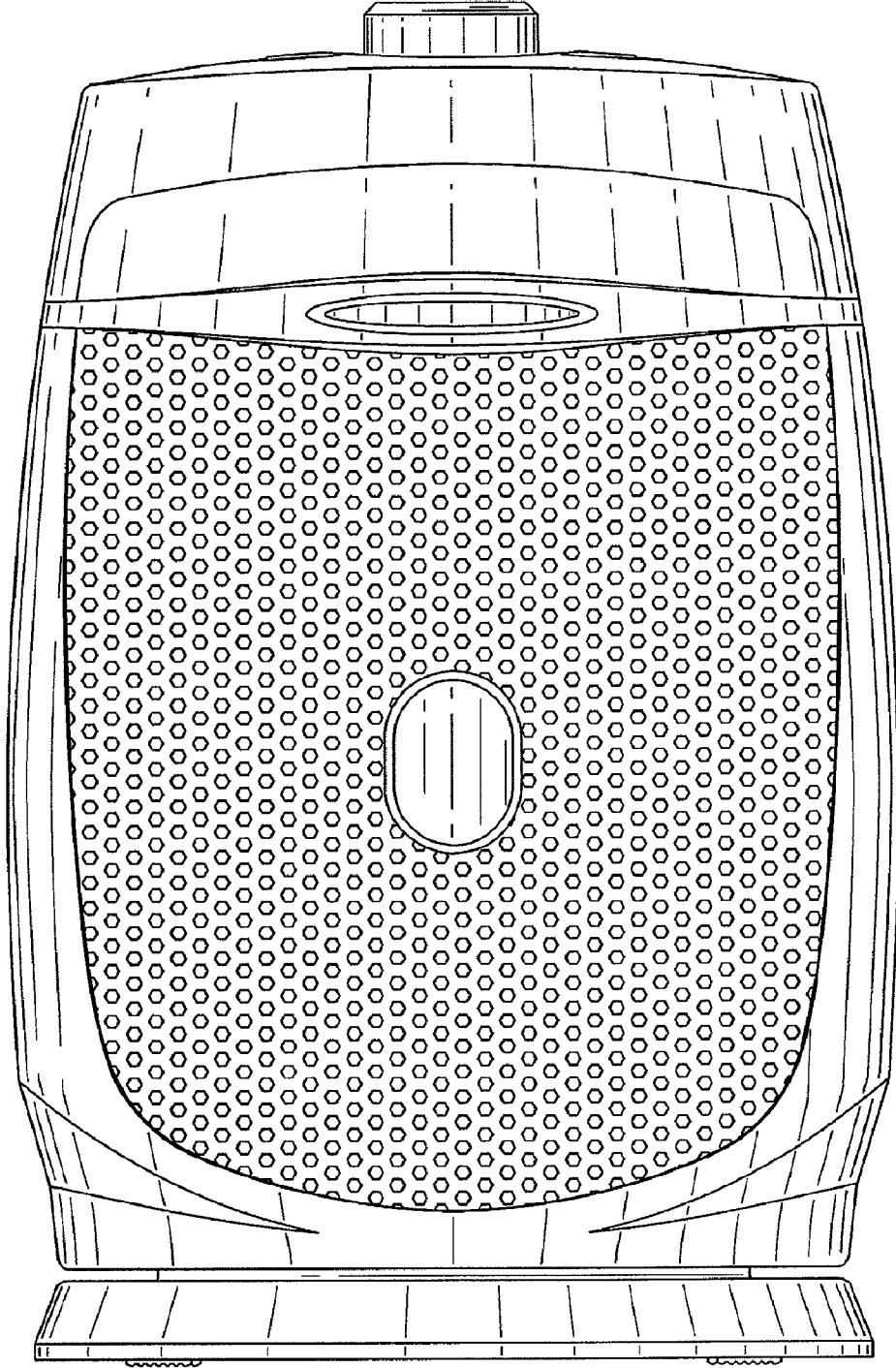
FIG. 4 is a right view thereof;

FIG. 5 is a top plan view thereof; and,

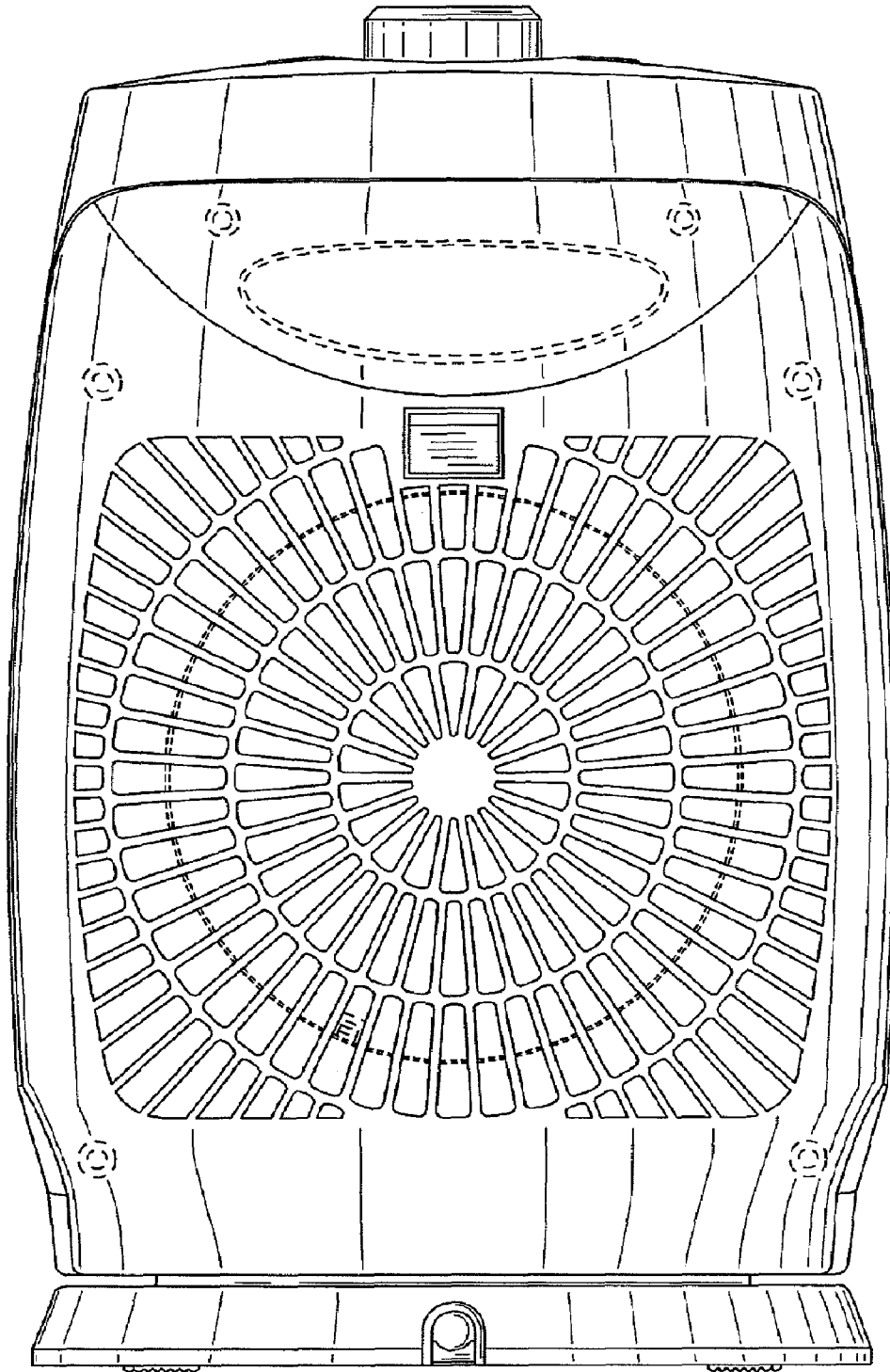
FIG. 6 is a perspective view thereof.

**1 Claim, 6 Drawing Sheets**

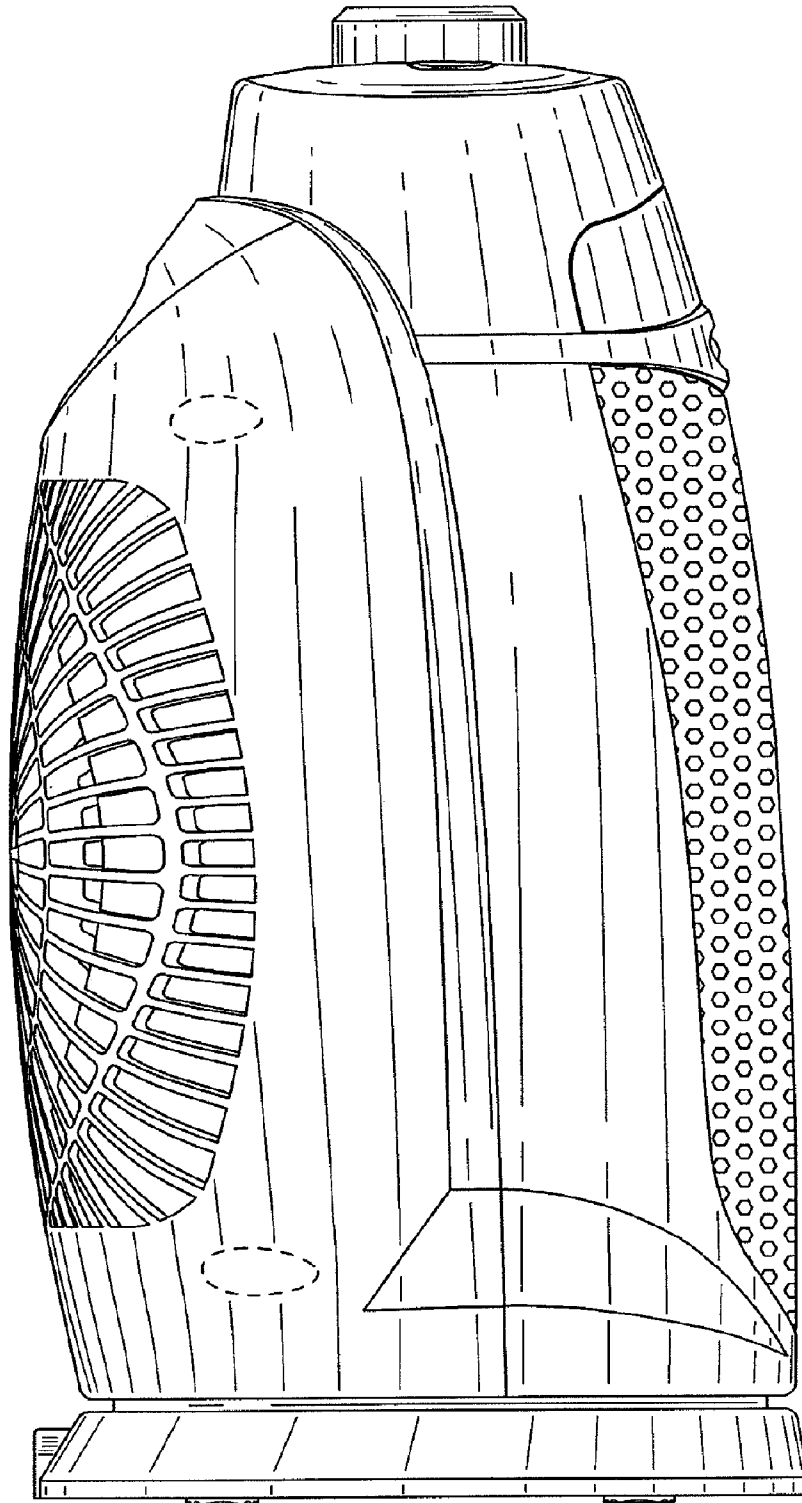




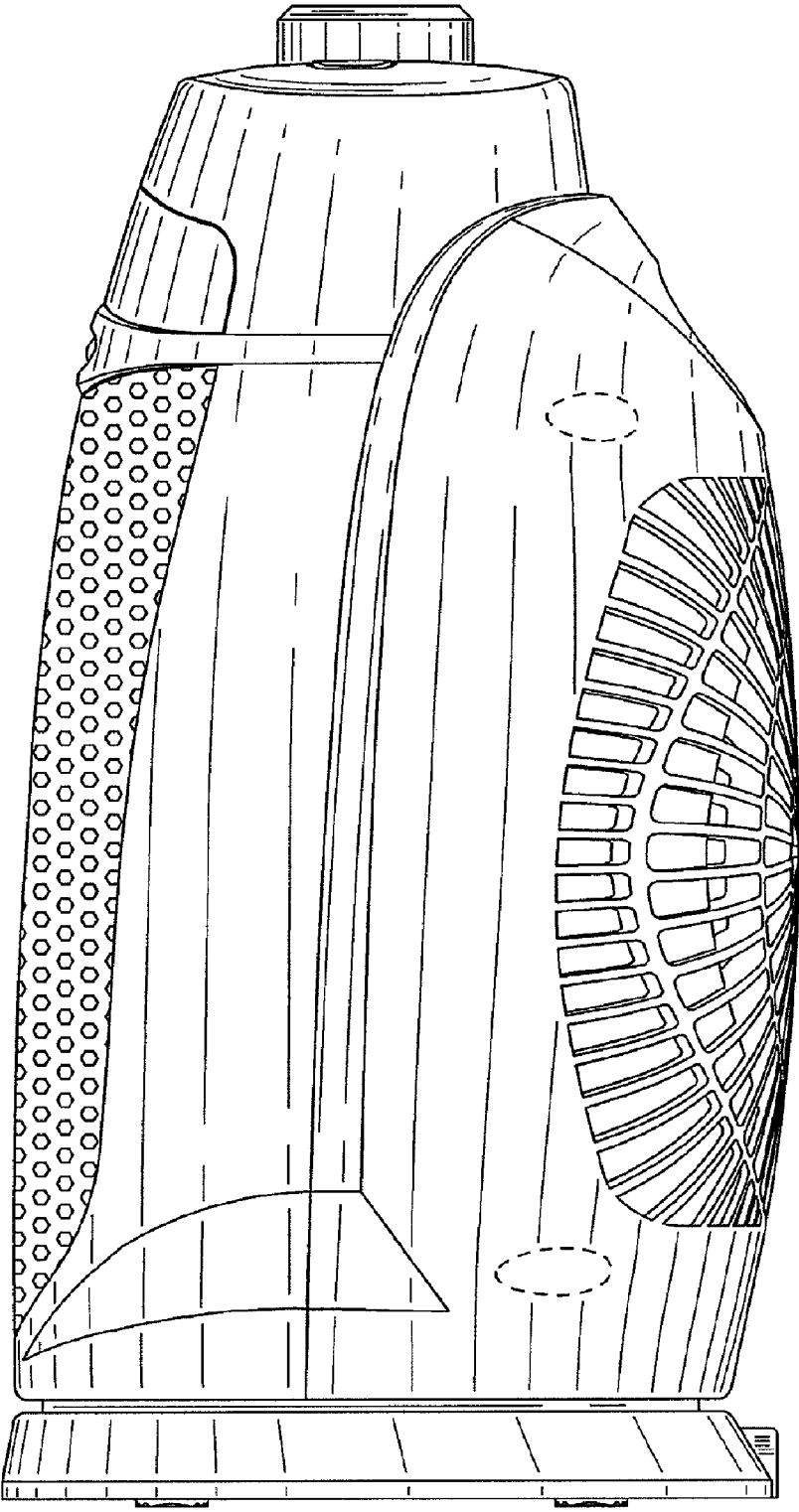
**FIG. 1**



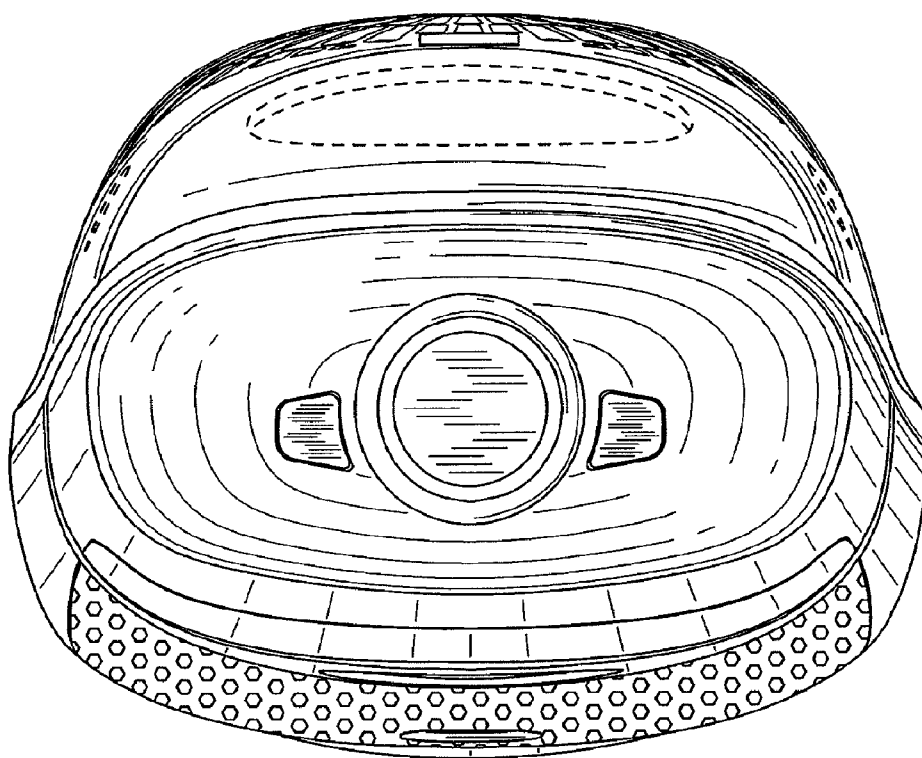
**FIG. 2**



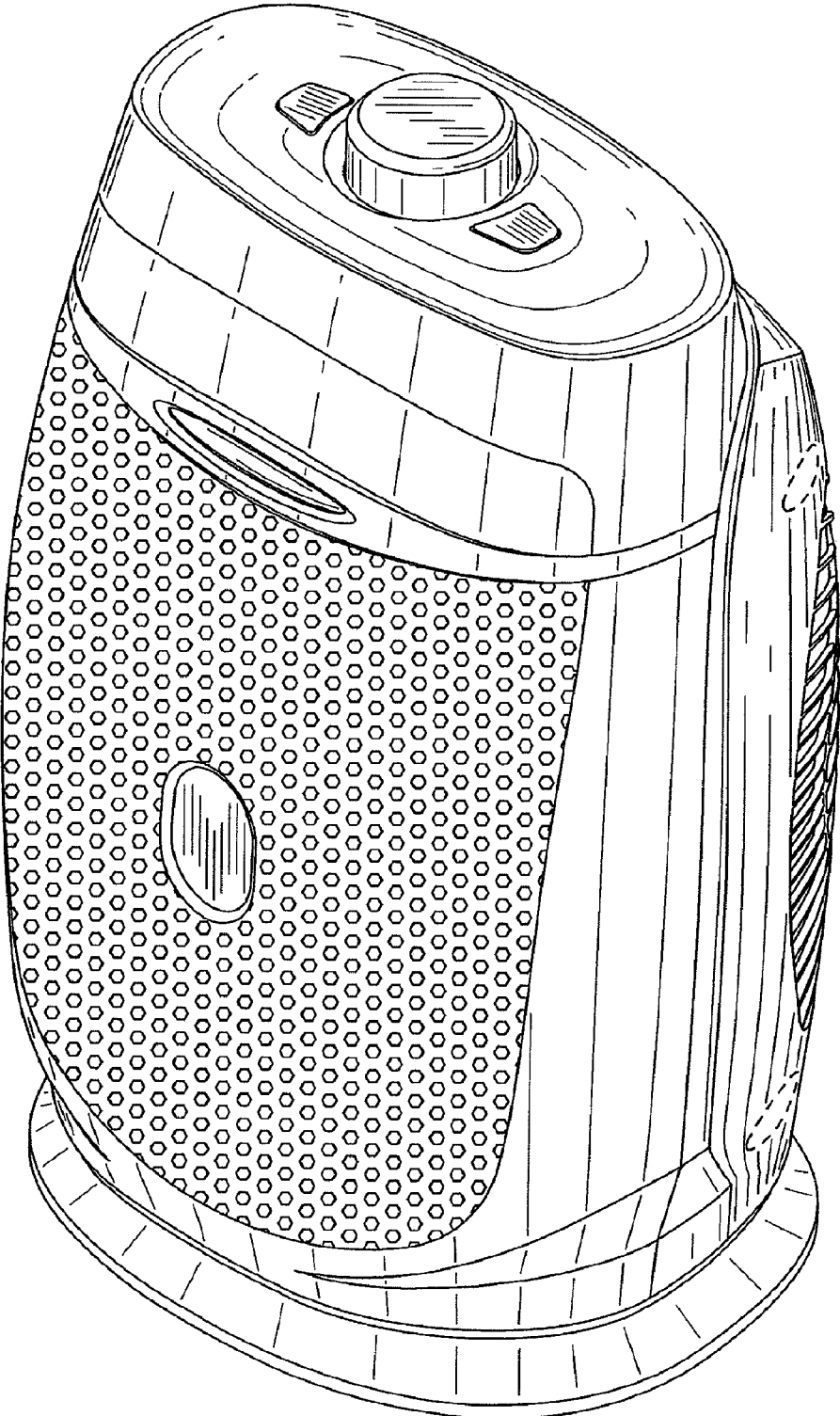
**FIG. 3**



**FIG. 4**



**FIG. 5**



**FIG. 6**