



US00D897409S

(12) **United States Design Patent**  
**Ochi**

(10) **Patent No.:** **US D897,409 S**

(45) **Date of Patent:** **\*\* Sep. 29, 2020**

(54) **MONITOR**

(71) Applicant: **BLD Oriental Co., Ltd.**, Izumisano,  
Osaka (JP)

(72) Inventor: **Yasushi Ochi**, Osaka (JP)

(73) Assignee: **BLD Oriental Co., Ltd.**, Izumisano,  
Osaka

(\*\*) Term: **15 Years**

(21) Appl. No.: **29/634,554**

(22) Filed: **Jan. 23, 2018**

(30) **Foreign Application Priority Data**

Jul. 24, 2017 (JP) ..... 2017-015860

(51) **LOC (12) Cl.** ..... **16-02**

(52) **U.S. Cl.** ..... **D16/221**  
USPC .....

(58) **Field of Classification Search**  
USPC ..... D16/221, 225, 229-235, 130, 134, 203,  
D16/219; D14/371, 128-129, 195, 216,  
D14/336; D26/36, 123-124; 353/119,  
353/122

CPC .... G03B 21/00; G03B 21/003; G03B 21/006;  
G03B 21/10; G03B 21/14; H04N 9/3179;  
H04N 9/3161

See application file for complete search history.

(56) **References Cited**

**U.S. PATENT DOCUMENTS**

D76,959 S \* 11/1928 Schnell ..... D26/36  
D80,496 S \* 2/1930 Schnell ..... D26/36  
D120,903 S \* 6/1940 Arenberg ..... D26/124  
D412,924 S 8/1999 Hiraguchi  
7,149,152 B1 12/2006 Chan  
D564,564 S \* 3/2008 Inada ..... D16/225

D603,438 S 11/2009 Takishima  
D630,666 S 1/2011 Matsumoto et al.  
D659,736 S 5/2012 Cheng  
D717,357 S 11/2014 Nakanishi  
D742,447 S \* 11/2015 Stark ..... D16/203  
D788,607 S 6/2017 Ji et al.  
2002/0131728 A1\* 9/2002 Kovalchick ..... G02B 6/4226  
385/90  
2019/0037184 A1\* 1/2019 Gauba ..... H04N 9/3179

**OTHER PUBLICATIONS**

Office Action dated Nov. 28, 2017 from Japanese application No. JP2017-015862, filed Jul. 24, 2017.  
Office Action dated Nov. 27, 2017 from Japanese application No. JP2017-015863, filed Jul. 24, 2017.  
Office Action dated Nov. 28, 2017 from Japanese application No. JP2017-015867, filed Jul. 24, 2017.  
Office Action dated Nov. 27, 2017 from Japanese application No. JP2017-015869, filed Jul. 24, 2017.  
Office Action dated Nov. 28, 2017 from Japanese application No. JP2017-015876, filed Jul. 24, 2017.

(Continued)

*Primary Examiner* — Wan Laymon  
(74) *Attorney, Agent, or Firm* — Stevens & Showalter  
LLP

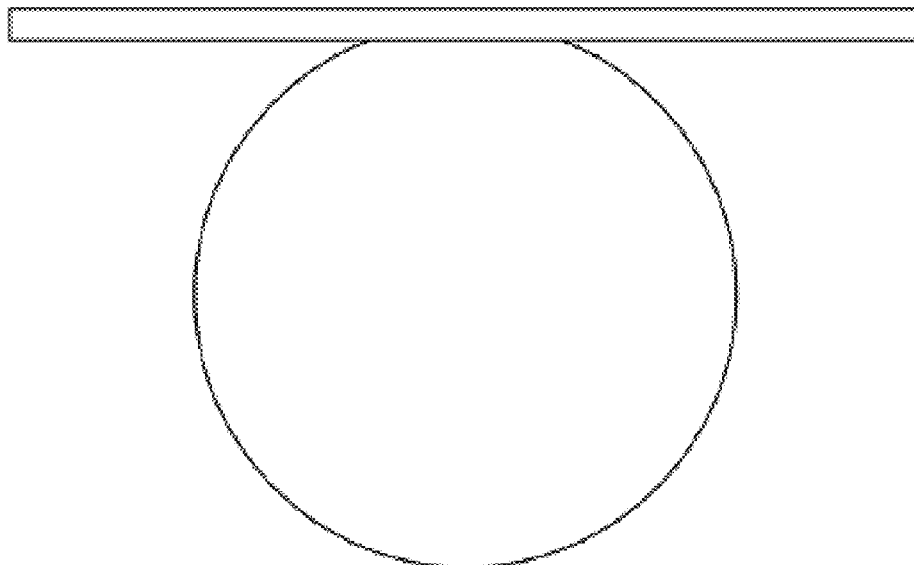
(57) **CLAIM**

The ornamental design for a monitor, as shown and described.

**DESCRIPTION**

FIG. 1 is a front view of a monitor in accordance with the present invention;  
FIG. 2 is a rear view thereof;  
FIG. 3 is a left side view thereof;  
FIG. 4 is a right side view thereof;  
FIG. 5 is a top view thereof; and,  
FIG. 6 is a bottom view thereof.

**1 Claim, 3 Drawing Sheets**



(56)

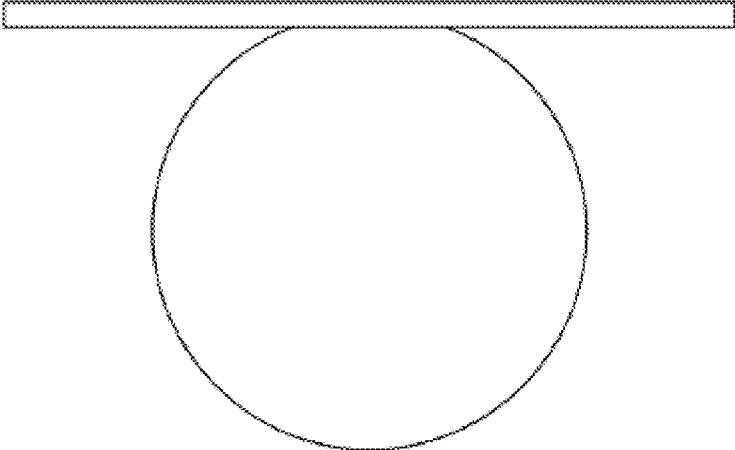
**References Cited**

OTHER PUBLICATIONS

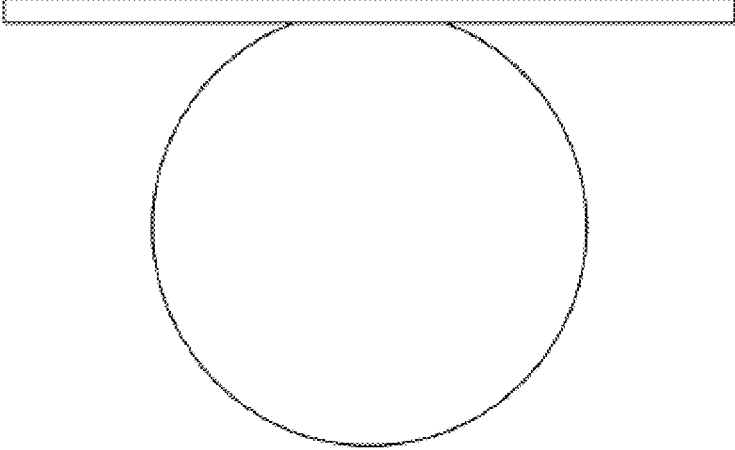
Office Action dated Nov. 27, 2017 from Japanese application No. JP2017-015879, filed Jul. 24, 2017.  
Office Action dated Nov. 27, 2017 from Japanese application No. JP2017-015880, filed Jul. 24, 2017.  
Office Action dated Nov. 27, 2017 from Japanese application No. JP2017-015881, filed Jul. 24, 2017.  
Office Action dated Nov. 27, 2017 from Japanese application No. JP2017-016008, filed Jul. 24, 2017.  
Japanese patent application No. JP2017-015859, filed Jul. 24, 2017.  
Japanese patent application No. JP2017-015860, filed Jul. 24, 2017.  
Japanese patent application No. JP2017-015862, filed Jul. 24, 2017.  
Japanese patent application No. JP2017-015863, filed Jul. 24, 2017.  
Japanese patent application No. JP2017-015867, filed Jul. 24, 2017.  
Japanese patent application No. JP2017-015869, filed Jul. 24, 2017.  
Japanese patent application No. JP2017-015876, filed Jul. 24, 2017.  
Japanese patent application no. JP2017-015879, filed Jul. 24, 2017.  
Japanese patent application No. JP2017-015880, filed Jul. 24, 2017.  
Japanese patent application No. JP2017-016008, filed Jul. 24, 2017.  
Japanese patent application No. JP2017-027572, filed Dec. 9, 2017.

\* cited by examiner

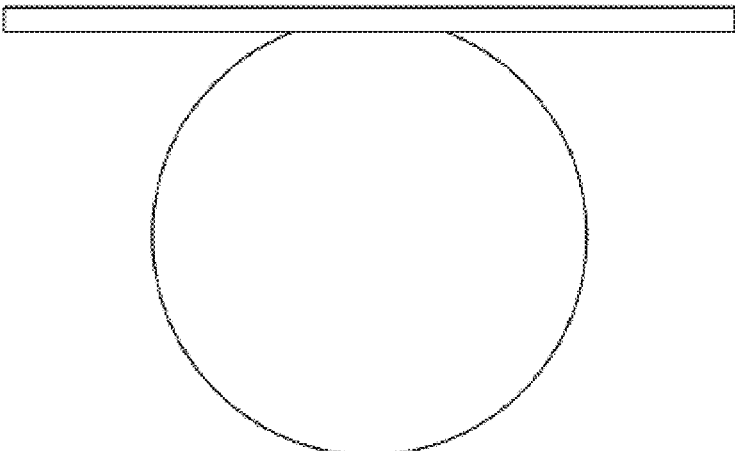
*Fig. 1*



*Fig. 2*



*Fig. 3*



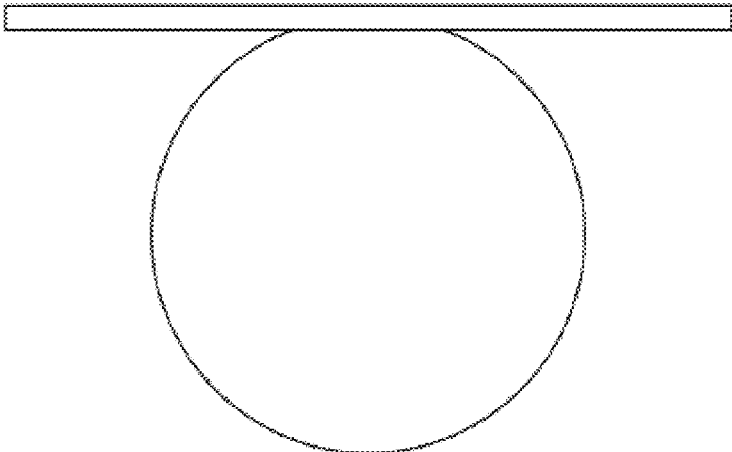


Fig. 4




Fig. 5

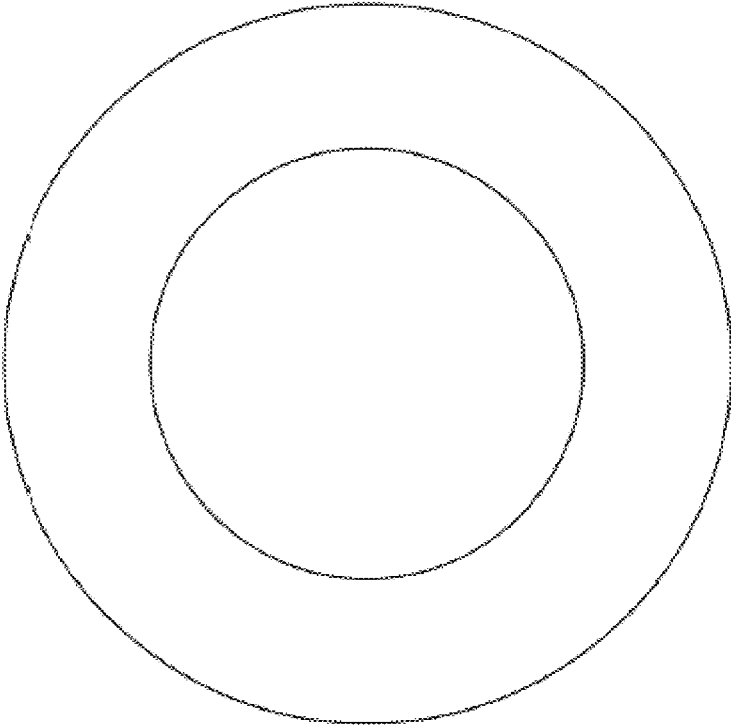


Fig. 6