

Feb. 18, 1930.

R. F. GEORGE

1,747,700

PEN

Filed May 9, 1927

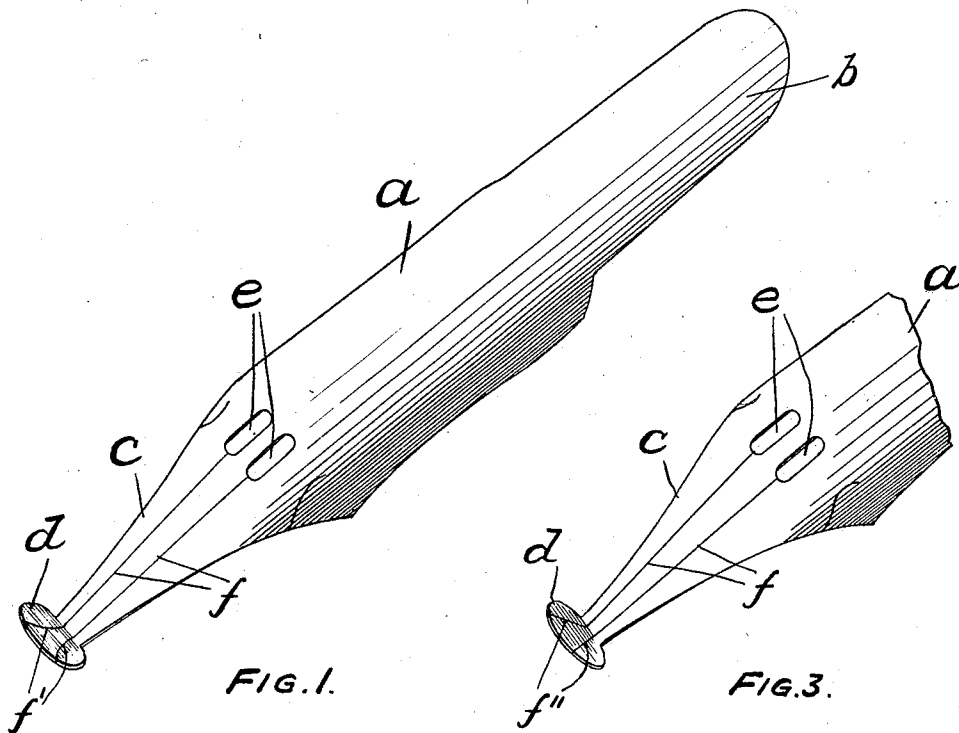


FIG. 1.

FIG. 3.

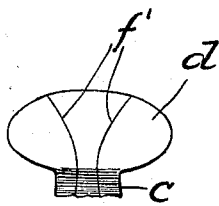


FIG. 2.

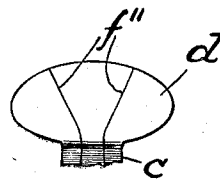


FIG. 4.

WITNESS:

Robt. A. Mitchell

INVENTOR

Ross F. George

BY
Burns & Harding
ATTORNEYS.

UNITED STATES PATENT OFFICE

ROSS F. GEORGE, OF SEATTLE, WASHINGTON

PEN

Application filed May 9, 1927. Serial No. 190,072.

My invention relates to pens and more particularly to an improvement in pens of the character having an enlarged marking surface and adaptable for use in lettering.

5 Pens of the character to which my invention relates have been constructed in much the same manner as have ordinary writing pens, except that the end portions of the nibs are enlarged and frequently the enlarged end portions of the nibs are bent at an angle to form an enlarged marking surface. In pens of the character indicated, the nibs, including the enlarged end portions, whether turned at an angle or not, have heretofore been formed by slitting the point of the pen from the pierce holes, it being customary to provide two or more slits extending from the pierce holes in substantial parallelism. In pens having the end portions of the nibs enlarged, it is desirable to separate the nib forming slits as far as possible in order to avoid too unequal a division of the enlarged portions of the nibs. However, the degree of separation of the nibs is limited by the width of the nibs where they join the enlarged portion, since if they be too far separated, the outside nibs are unduly weakened and will readily break, and the proportionate size of the enlarged portions of the nibs is dependent upon the degree of separation of the slits. Further, as a consequence, the size of the enlarged portion is limited, since the ink will flow only a limited distance from the nib forming slits, through which it passes to the marking surface.

10 In pens of the character indicated, and especially those in which the enlarged end portion of the nibs is bent at an angle to provide a marking surface of relatively large area, it has been customary to so shape the nibs as to form a round or an oblong marking surface and while such pens have proved highly advantageous, they do not permit of any very wide variation in the style and form of lettering which may be produced. All of our modern lettering is derived from the early Roman alphabet. However, pens of the character heretofore produced have been incapable of producing the styles now demanded by present day advertising.

Now, it is the object of my invention to provide a pen of the character indicated in which the division of the enlarged portion of the nibs may be varied as desired, within wide limitations, and in which the area of the marking surface may be substantially increased without loss of efficiency and further to provide a pen having a marking surface formed by bending the end portions of the nibs at an angle, the marking surface being of a novel shape, which will permit of a wide variation in the style of lettering which may be produced by the pen.

Having now indicated, in a general way, the nature and purpose of my invention, I will proceed to a detailed description of a preferred embodiment thereof with reference to the accompanying drawings in which:—

Fig. 1 is a perspective view of a pen embodying my invention.

Fig. 2 is a plan view of the marking surface of the pen shown in Fig. 1.

Fig. 3 is a perspective view, partly broken away, of a pen embodying a modification of my invention.

Fig. 4 is a plan view of the marking surface of the pen shown in Fig. 3.

In the drawings *a* indicates a pen, provided with a shank *b* for insertion in a pen holder and with a reduced point portion *c*, the end portion *d* of which is enlarged and bent at an angle to form a marking surface. The pen *a* is provided with a pair of pierce holes *e* from which nib forming slits *f* extend in substantial parallelism to the base of the enlarged end portion *d* of the point portion. The slits *f* extend from the base of the enlarged portion to the forward edge thereof in divergent directions and act to divide the enlarged portion into sections. The slits *f* in their extension through the enlarged portion may be oppositely curved as shown at *f'* in Figures 1 and 2, or they may be straight and at an angle as shown at *f''* in Figures 3 and 4.

It will now be noted that while the slits *f* extend in substantial parallelism through the narrowest part of the pen, namely at the base of the enlarged portion, and thus enable a division of the pen to afford equal strength to

the several nibs formed by the slits, they extend divergently through the enlarged portion, thus enabling a desired division of the marking surface of the pen. It will be understood that the direction of the slits extending through the marking surface may be varied to afford a division of the marking surface into sections of equal or desired relative proportions and to insure that the size of the outside sections will not exceed that which may be adequately supplied with ink for the slits over their full area.

Referring now more particularly to Figures 1 and 2, it will be noted that the enlarged end portion *d* of the pen, which is bent at an angle to form a marking surface, is of oval shape in plan.

It will be understood that the pen embodying my invention may be provided with an enlarged portion of any desired shape, which may or may not be bent at an angle, and that the pen may be provided with any desired form of ink feeder and may be provided, if desired, with both upper and lower ink feeders.

Having now fully described my invention, what I claim and desire to protect by Letters Patent is:—

1. A pen including a body and a point, the end portion of the point extending at an angle to the axis of the body and being shaped to provide a marking surface of substantially oval form in plan.

2. A pen including a body and a point, the end portion of the point extending at an angle to the axis of the body to form a marking surface, and a pair of nib forming slits extending from points in the body through the marking surface, said slits diverging in their extension through the marking surface.

3. A pen including a body and a point, the end portion of the point extending at an angle to the axis of the body to form a marking surface, and a pair of nib forming slits extending from points in the body through the marking surface, said slits curving oppositely in their extension through the marking surface.

4. A pen including a body and a point, the end portion of the point extending at an angle to the axis of the body to form a marking surface, and a pair of nib forming slits extending from points in the body through the marking surface, said slits diverging in their extension through the marking surface and being spaced to divide the marking surface into sections of approximately equal area.

5. A pen including a body and a point, the end portion of the point extending at an angle to the axis of the body and enlarged and so shaped as to form a marking surface of substantially oval form in plan, a pair of pierce holes in the body and nib forming slits extending from the pierce holes through the

marking surface, said slits diverging in their extension through the marking surface.

6. A pen including a body and a point, the end portion of the point extending at an angle to the axis of the body and enlarged and so shaped as to form a marking surface of substantially oval form in plan, a pair of pierce holes in the body and nib forming slits extending from the pierce holes through the marking surface, said slits curving oppositely in their extension through the marking surface.

In testimony of which invention, I have hereunto set my hand at Philadelphia, Pennsylvania, on this 6th day of May, 1927.

ROSS F. GEORGE.