



US00D419092S

United States Patent [19]
Gildersleeve

[11] **Patent Number: Des. 419,092**

[45] **Date of Patent: ** Jan. 18, 2000**

[54] **TRAILER HITCH ALIGNMENT MONITOR**

[57] **CLAIM**

[76] Inventor: **Lynn D Gildersleeve**, 10031 Linda La.,
Des Plaines, Ill. 60016

The ornamental design for a trailer hitch alignment monitor,
as shown and described.

[**] Term: **14 Years**

DESCRIPTION

[21] Appl. No.: **29/104,612**

FIG. 1 is a front elevational view of the trailer hitch alignment monitor of the present invention;

[22] Filed: **May 6, 1999**

FIG. 2 is a back elevational view of the trailer hitch alignment monitor of FIG. 1;

[51] **LOC (7) Cl.** **10-05**

FIG. 3 is a left side elevational view of the trailer hitch alignment monitor of FIG. 1;

[52] **U.S. Cl.** **D10/104**

FIG. 4 is a right side elevational view of the trailer hitch alignment monitor of FIG. 1;

[58] **Field of Search** D10/104, 106,
D10/114, 121; 340/440, 462, 901, 902,
903, 904, 905

FIG. 5 is a top plan view of the trailer hitch alignment monitor of FIG. 1; and,

[56] **References Cited**

FIG. 6 is a bottom plan view of the trailer hitch alignment monitor of FIG. 1.

U.S. PATENT DOCUMENTS

- D. 333,995 3/1993 Potts et al. D10/104
- D. 337,732 7/1993 Carmack D10/104
- D. 371,752 7/1996 Stemporzewski, Jr. D10/104

The broken lines showing of a display in FIG. 1 and a trailer hitch in FIGS. 1,2 and 4 are for illustrative purposes only and form no part of the claimed design.

Primary Examiner—Marcus A. Jackson

1 Claim, 3 Drawing Sheets

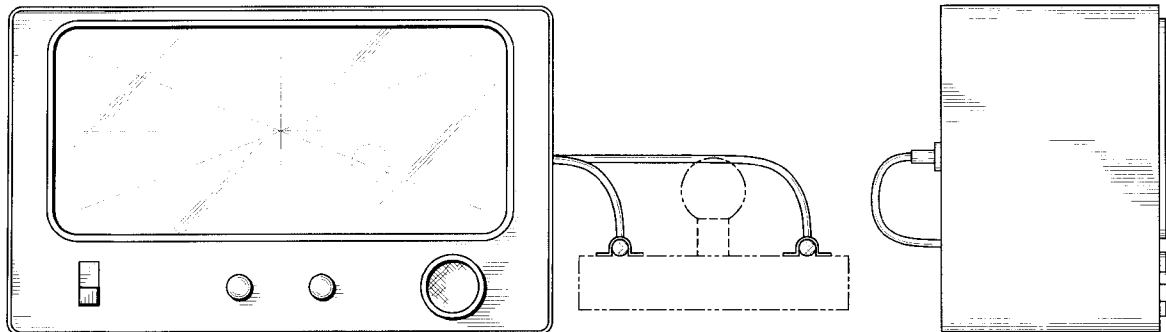


Fig. 1

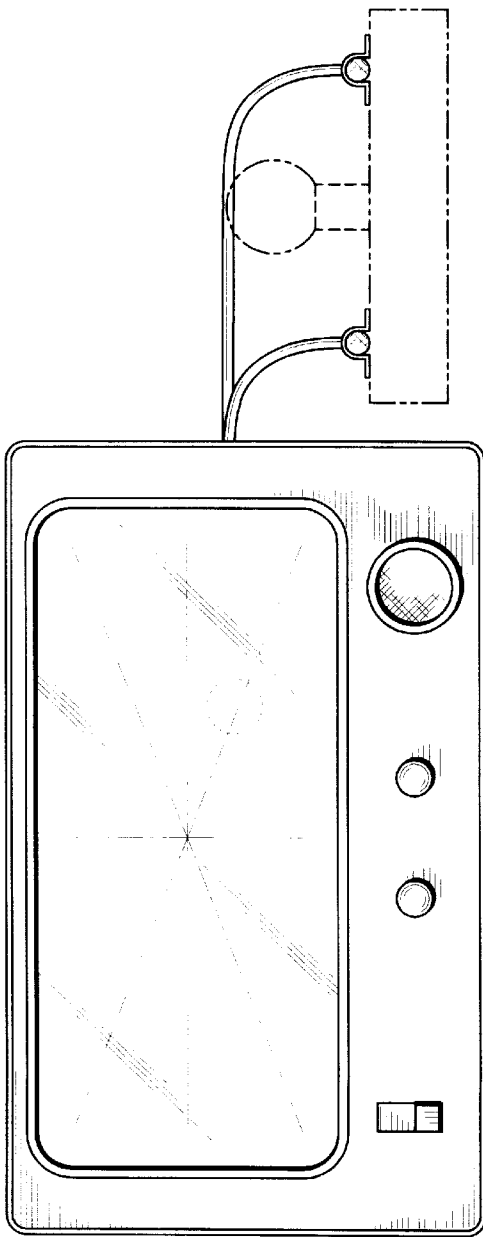
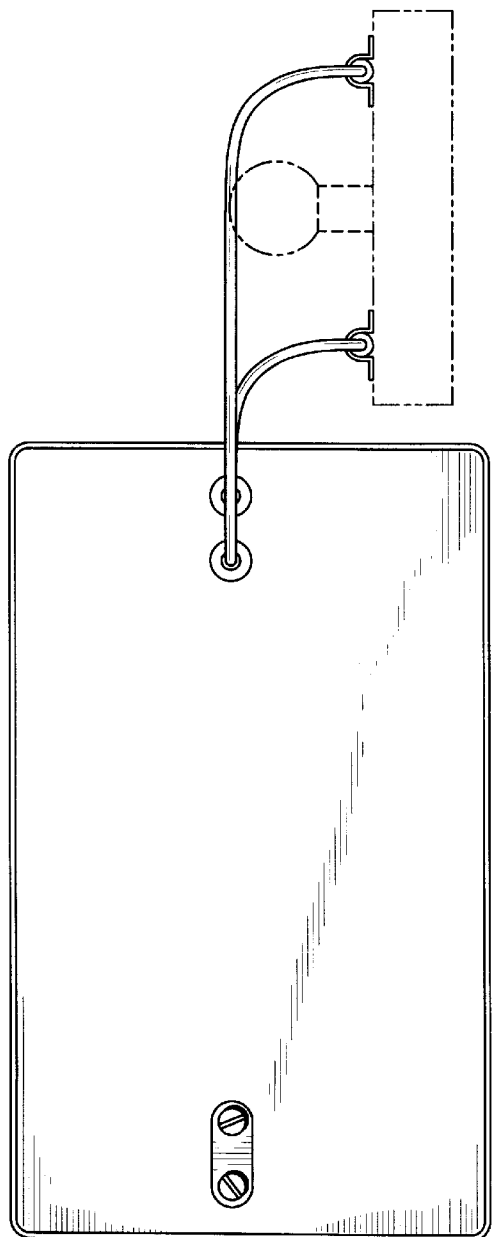


Fig. 2



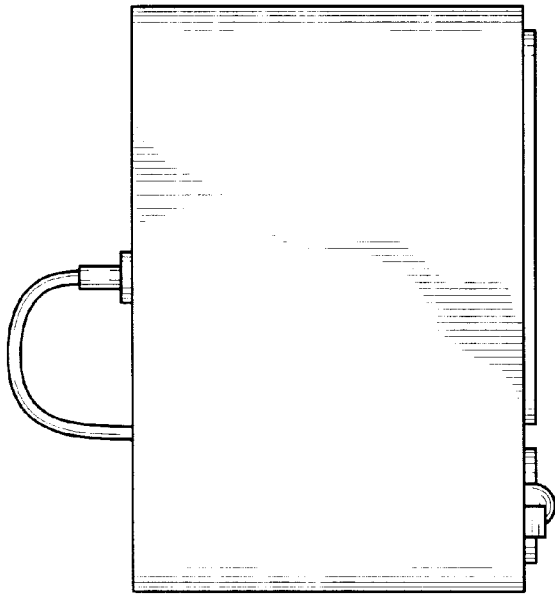


Fig. 3

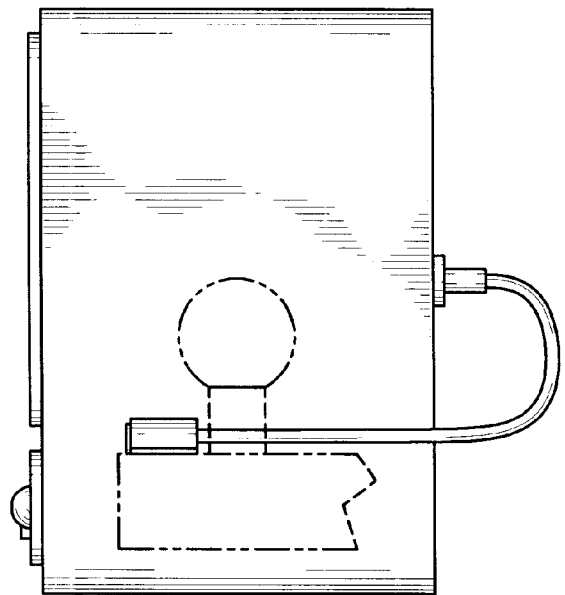


Fig. 4

Fig. 5

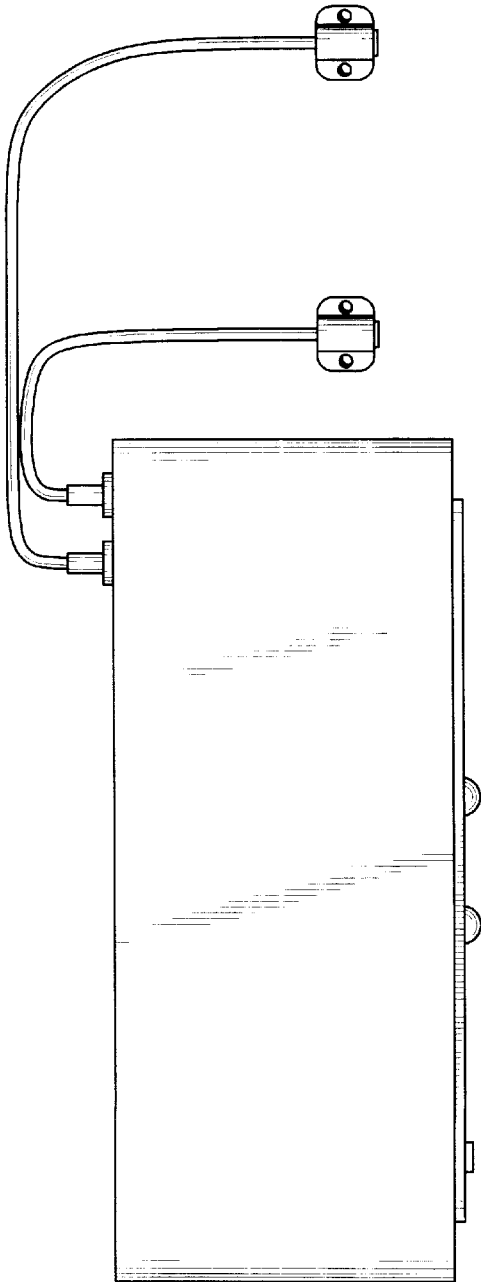


Fig. 6

