



US00D747746S

(12) **United States Design Patent**  
**Giordano**

(10) **Patent No.:** **US D747,746 S**

(45) **Date of Patent:** **\*\* Jan. 19, 2016**

(54) **EXHAUST COMPONENT**

(71) Applicant: **Charles Fenn Giordano**, West Tisbury,  
MA (US)

(72) Inventor: **Charles Fenn Giordano**, West Tisbury,  
MA (US)

(\*\*) Term: **14 Years**

(21) Appl. No.: **29/503,448**

(22) Filed: **Sep. 26, 2014**

(51) **LOC (10) Cl.** ..... **15-01**

(52) **U.S. Cl.**  
USPC ..... **D15/5**; D12/114; D12/194

(58) **Field of Classification Search**  
USPC ..... D15/1-6; D12/114, 194, 107, 110;  
181/227, 228, 239

CPC ..... F01N 13/007; F01N 13/00; F01N 1/083  
See application file for complete search history.

(56) **References Cited**

U.S. PATENT DOCUMENTS

- 1,953,120 A \* 4/1934 Miller ..... F01N 3/08  
239/402.5
- 2,449,756 A \* 9/1948 Trautmann ..... F01N 13/082  
181/228
- 3,863,733 A \* 2/1975 Raudman, Jr. .... F01N 1/10  
181/252
- 4,149,611 A \* 4/1979 Taguchi ..... F01N 1/00  
181/252
- 4,715,472 A \* 12/1987 McKee ..... F01N 1/165  
181/239
- D420,316 S \* 2/2000 Hanlon ..... D12/194
- 6,193,004 B1 \* 2/2001 Cooksey ..... B62K 11/04  
180/219
- D442,892 S \* 5/2001 Timmermann ..... D12/110
- 6,408,980 B1 \* 6/2002 Dooley ..... F01N 1/006  
180/309
- D465,181 S \* 11/2002 Wang ..... D12/194
- D490,036 S \* 5/2004 Cho ..... D12/194

- D541,718 S \* 5/2007 Emler ..... D12/194
- D548,649 S \* 8/2007 Heinrich ..... D12/110
- D560,729 S \* 1/2008 Chung ..... D21/432
- D566,010 S \* 4/2008 Hohdorf ..... D12/110
- 7,464,787 B2 \* 12/2008 Davis, Jr. .... F01N 13/20  
181/227
- D589,422 S \* 3/2009 Davis, Jr. .... D12/194
- D590,748 S \* 4/2009 Kohama ..... D12/110
- D594,785 S \* 6/2009 Sasanami ..... D12/110
- D612,312 S \* 3/2010 Davidson ..... D12/194
- D619,934 S \* 7/2010 Li ..... D12/110
- 8,439,159 B1 \* 5/2013 Borla ..... F01N 1/083  
181/212
- 2004/0149514 A1 \* 8/2004 Bogard ..... F01N 1/10  
181/252
- 2005/0161283 A1 \* 7/2005 Emler ..... F01N 1/003  
181/249
- 2005/0224273 A1 \* 10/2005 Conte ..... F02M 35/10157  
180/309
- 2007/0102224 A1 \* 5/2007 Harada ..... F01N 3/10  
180/309
- 2007/0151798 A1 \* 7/2007 Smith ..... F01N 1/04  
181/256

\* cited by examiner

*Primary Examiner* — T. Chase Nelson

*Assistant Examiner* — Ania Aman

(74) *Attorney, Agent, or Firm* — Paul H. Demchick

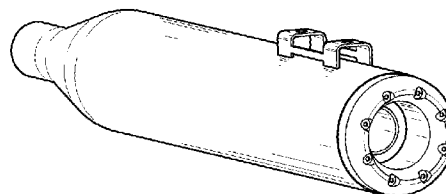
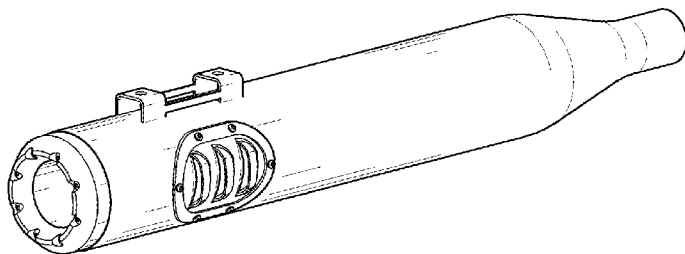
(57) **CLAIM**

The ornamental design for a exhaust component as shown.

**DESCRIPTION**

- FIG. 1 is an isometric view of the exhaust component.
- FIG. 2 is a right side view of the exhaust component.
- FIG. 3 is a left side view of the exhaust component.
- FIG. 4 is a top view of the exhaust component.
- FIG. 5 is a bottom view of the exhaust component.
- FIG. 6 is a front view of the exhaust component.
- FIG. 7 is a rear view of the exhaust component; and,
- FIG. 8 is an isometric view of the exhaust component.

**1 Claim, 3 Drawing Sheets**



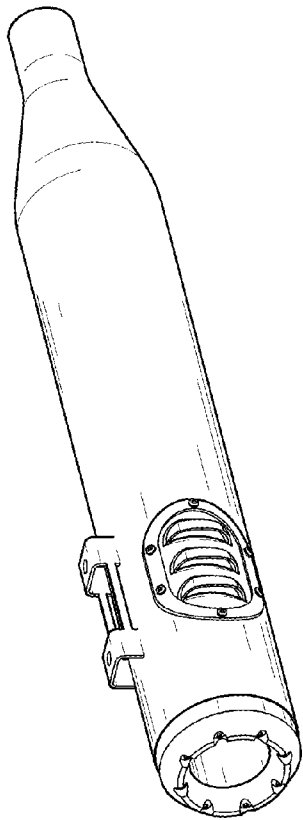


FIG. 1




FIG. 2




FIG. 3




FIG. 4

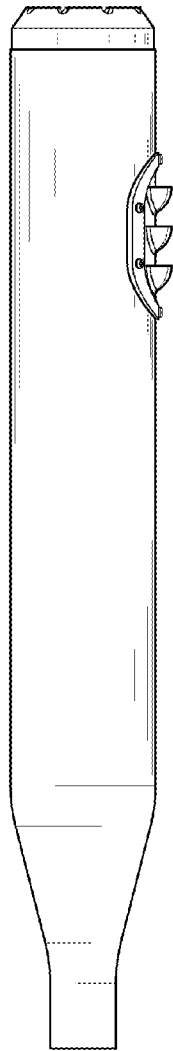


FIG. 5

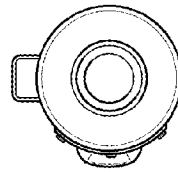


FIG. 6

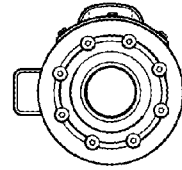
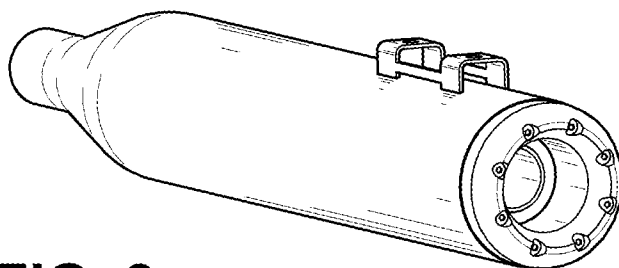


FIG. 7



**FIG. 8**