



US00D399753S

**United States Patent** [19]  
**Ramsey**

[11] **Patent Number:** **Des. 399,753**  
[45] **Date of Patent:** **\*\*Oct. 20, 1998**

[54] **CONTAINER**

D. 273,461 4/1984 Sevenoaks ..... D9/500  
D. 284,269 6/1986 Goettner ..... D9/518  
D. 372,868 8/1996 Kobayashi et al. .... D9/500

[75] Inventor: **Christopher Paul Ramsey**, Oxon,  
United Kingdom

[73] Assignee: **CarnaudMetalbox (Holdings) USA, Inc.**, Wilmington, Del.

*Primary Examiner*—Lucy Lieberman  
*Attorney, Agent, or Firm*—Diller, Ramik & Wight, PC

[\*\*] Term: **14 Years**

[57] **CLAIM**

[21] Appl. No.: **79,548**

The ornamental design for a container, as shown and described.

[22] Filed: **Nov. 19, 1997**

[30] **Foreign Application Priority Data**

**DESCRIPTION**

May 20, 1997 [GB] United Kingdom ..... 2065935

FIG. 1 is a front perspective view from above and one side of a container showing my new design;

[51] **LOC (6) Cl.** ..... **09-03**

[52] **U.S. Cl.** ..... **D9/540; D9/550**

FIG. 2 is a side elevational view of the opposite side of FIG. 1;

[58] **Field of Search** ..... D9/506, 518, 550,  
D9/539, 540, 551, 557, 502, 500, 503;  
220/906, 669-675

FIG. 3 is top plan view thereof; and,

FIG. 4 is a bottom plan view.

[56] **References Cited**

**U.S. PATENT DOCUMENTS**

D. 224,291 7/1972 Mascia ..... D9/550

**1 Claim, 1 Drawing Sheet**

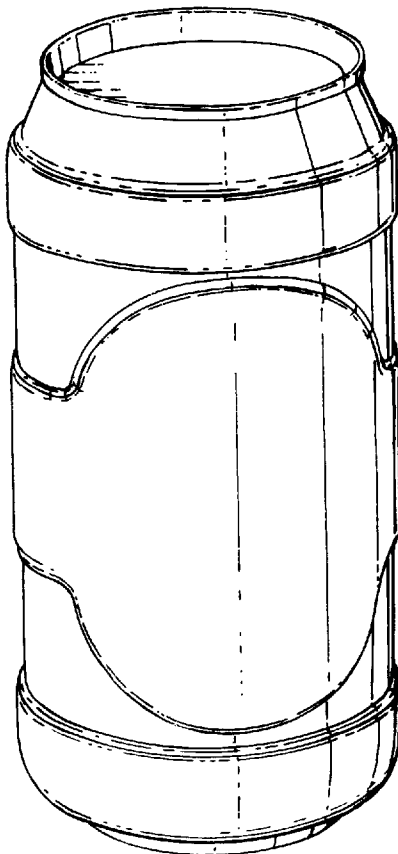


Fig. 1.

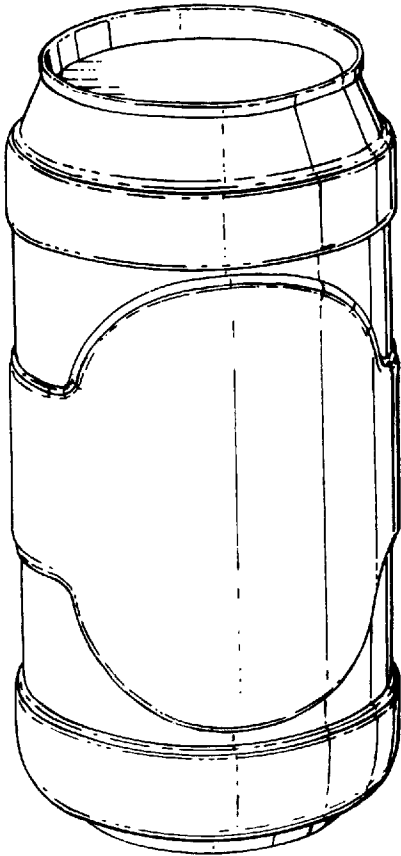


Fig. 2.




Fig. 3.

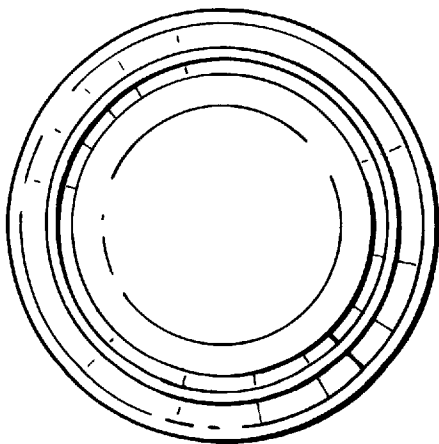


Fig. 4.

