



US00D424773S

United States Patent [19] Granberg

[11] Patent Number: Des. 424,773

[45] Date of Patent: ** May 9, 2000

[54] TRANSPORT CARRIAGE

[57] CLAIM

[75] Inventor: Ann Granberg, Göteborg, Sweden

The ornamental design for a transport carriage, as shown and described.

[73] Assignee: S. Berendsen AB, Sweden

[**] Term: 14 Years

DESCRIPTION

[21] Appl. No.: 29/093,130

FIG. 1 is a perspective side elevational view of a transport carriage showing my new design, as viewed from one side; FIG. 2 is a perspective side elevational view thereof, as viewed from the other side;

[22] Filed: Sep. 3, 1998

FIG. 3 is a perspective side elevational view of a main part thereof, as viewed from one side in a first state in which the internal trays are horizontal;

[30] Foreign Application Priority Data

Mar. 3, 1998 [SE] Sweden 980500

FIG. 4 is a perspective side elevational view of the main part thereof, as viewed from said one side in a second state in which the internal trays are vertical;

[51] LOC (7) Cl. 12-02

[52] U.S. Cl. D34/20; D34/21

[58] Field of Search D34/12-27; 280/47.34, 280/47.35, 79.3; 312/209, 249.8; D6/436, 462, 430, 445, 446, 447

FIG. 5 is a perspective side elevational view of the main part thereof, as viewed from the other side;

[56] References Cited

U.S. PATENT DOCUMENTS

- D. 335,566 5/1993 Spriggs et al. D34/14
- D. 355,517 2/1995 Campbell et al. D34/20
- D. 374,532 10/1996 Pool D34/21
- D. 395,108 6/1998 Pool D34/21

FIG. 6 is a perspective side elevational view of a first side part thereof, as viewed from one side;

FIG. 7 is a perspective side elevational view of the first side part thereof, as viewed from the other side;

FIG. 8 is a perspective side elevational view of a second side part thereof, as viewed from one side; and,

FIG. 9 is a perspective side elevational view of the second side part thereof, as viewed from the other side.

Primary Examiner—Kay H. Chin

Attorney, Agent, or Firm—Smith, Gambrell & Russell, LLP
Beveridge, DeGrandi, Weilacher & Young Intellectual Property Group

1 Claim, 4 Drawing Sheets

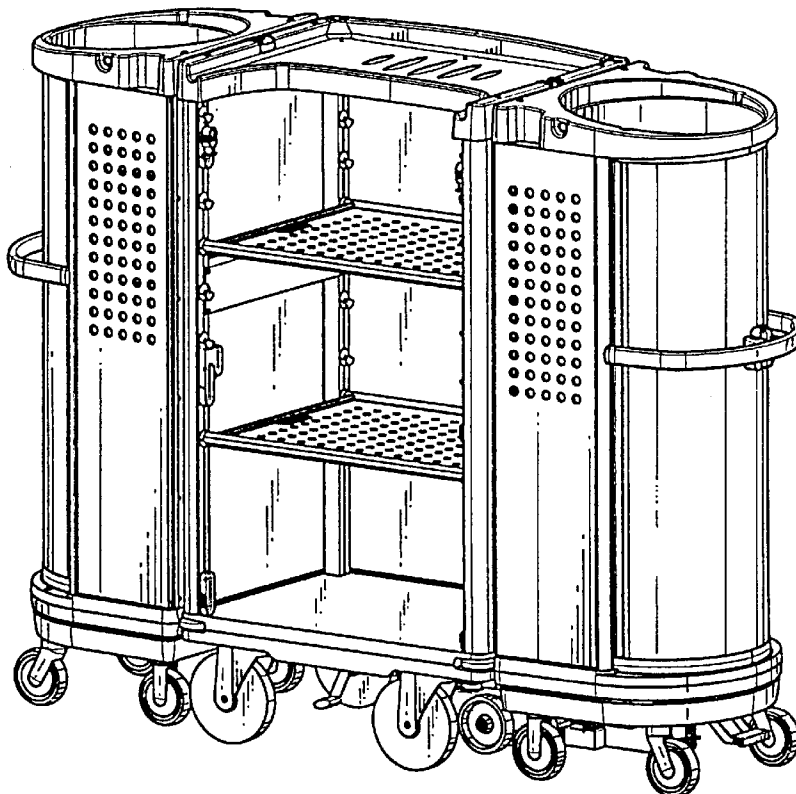


FIG.1

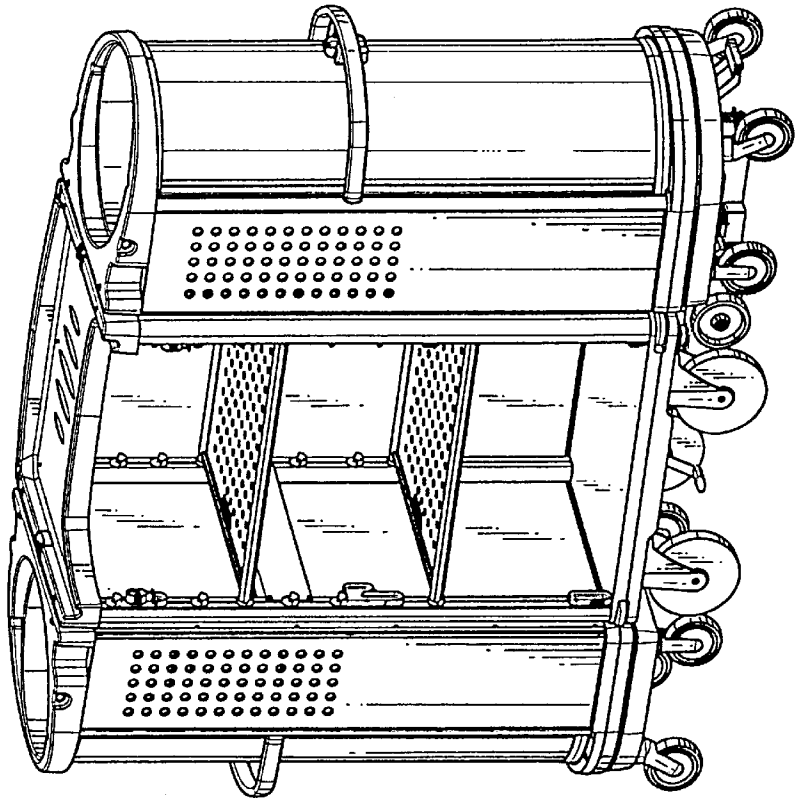


FIG.2

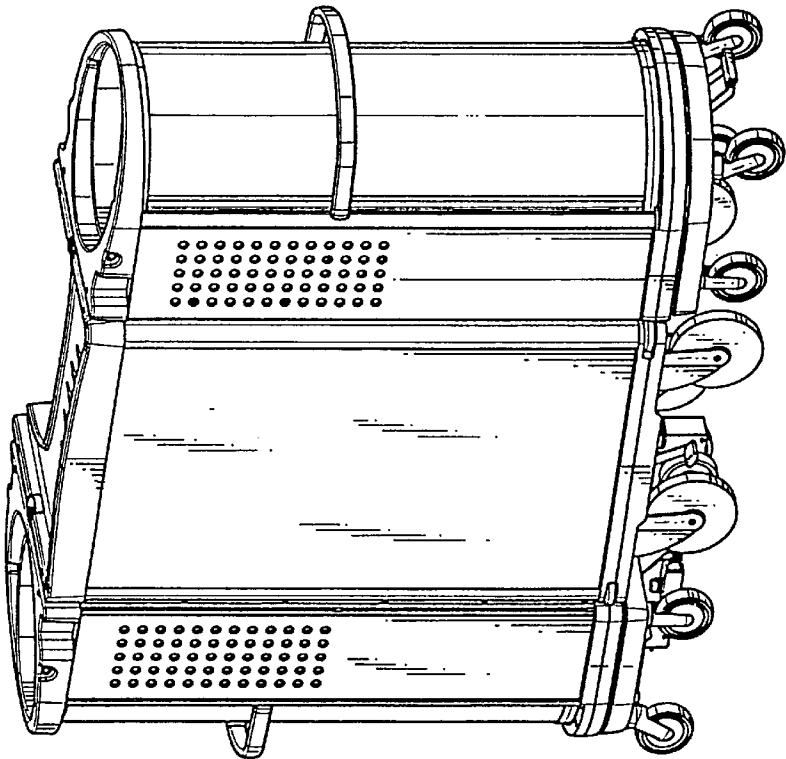


FIG.4

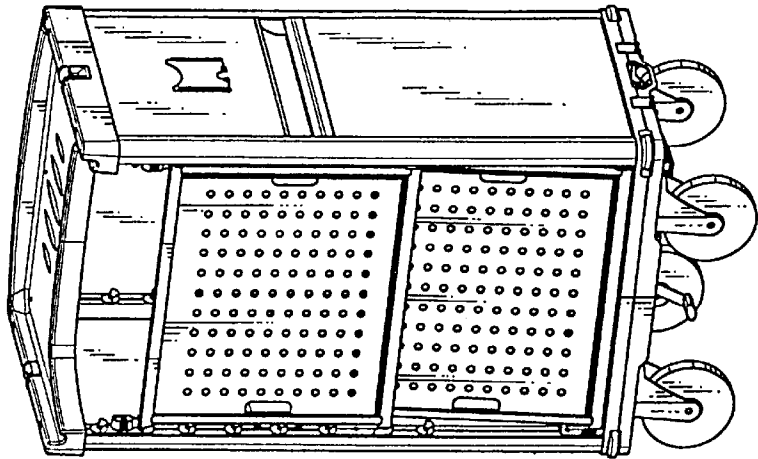


FIG.3




FIG.5



FIG.6

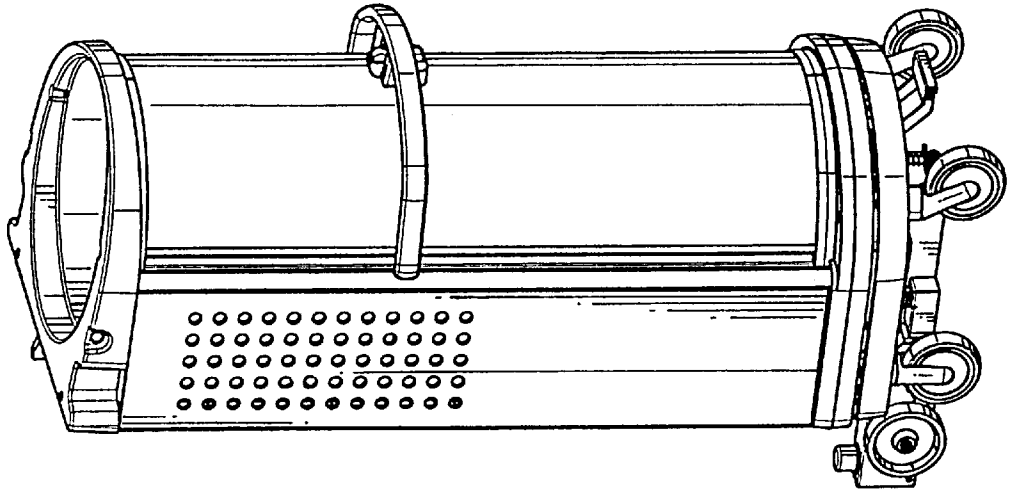


FIG.7

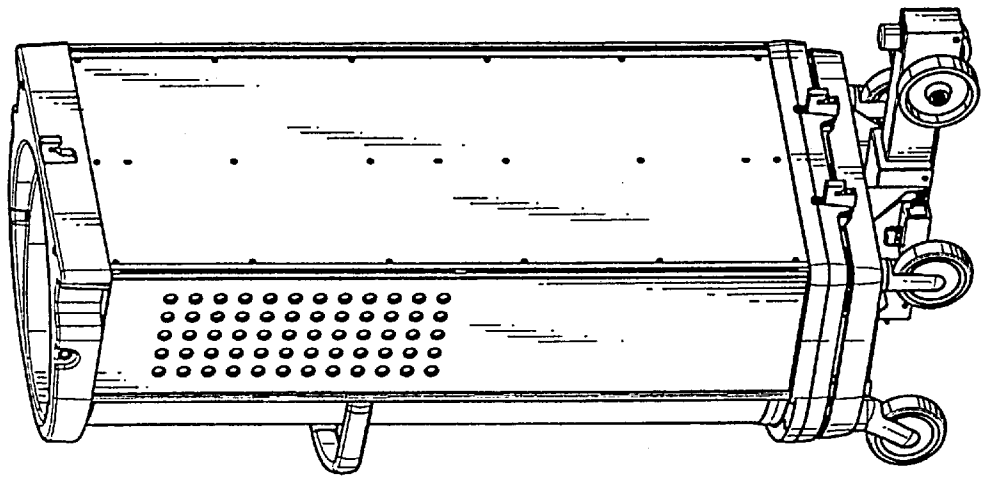


FIG.8

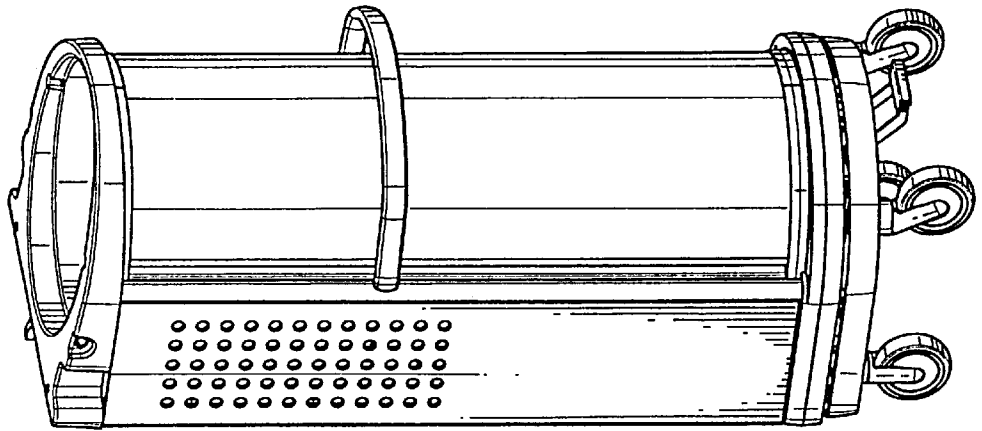


FIG.9

