



US00D343344S

United States Patent [19]
Chapin

[11] **Patent Number: Des. 343,344**

[45] **Date of Patent: ** Jan. 18, 1994**

[54] **TOOL HANDLE**

[75] **Inventor: David S. Chapin, Raleigh, N.C.**

[73] **Assignee: Cooper Industries, Inc., Houston, Tex.**

[**] **Term: 14 Years**

[21] **Appl. No.: 864,061**

[22] **Filed: Apr. 6, 1992**

[52] **U.S. Cl. D8/61**

[58] **Field of Search D8/61, 68; D7/385; 81/54, 57.11, 57.13; 173/170**

[56] **References Cited**

U.S. PATENT DOCUMENTS

- D. 305.093 12/1989 Hoshino et al. D8/61
- D. 305.975 2/1990 Emmerling D8/61
- D. 323.274 1/1992 Sasaki D8/61
- D. 324.699 3/1992 Ohashi D8/61

- D. 325.502 4/1992 Rahm et al. D8/61
- D. 325.857 5/1992 Hasegawa et al. D8/61

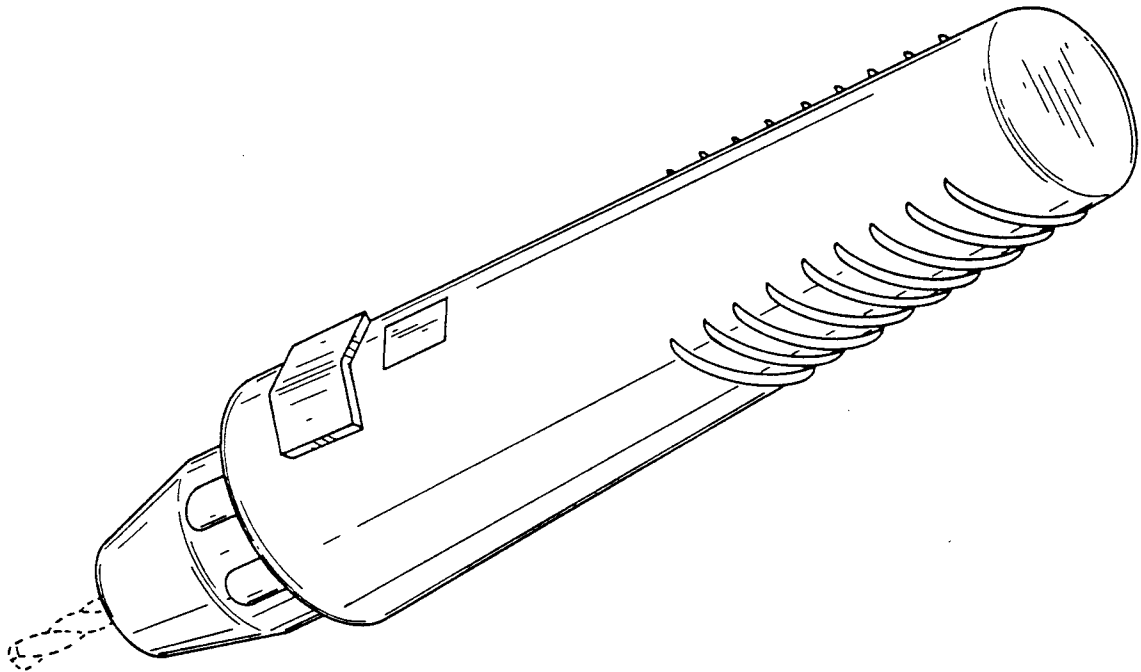
Primary Examiner—Alan P. Douglas
Assistant Examiner—J. H. Musgrove
Attorney, Agent, or Firm—Nelson A. Blish; Alan R. Thiele; Hubert E. Cox

[57] **CLAIM**

The ornamental design for a tool handle, as shown.

DESCRIPTION

FIG. 1 is a perspective view;
FIG. 2 is a left side elevational view;
FIG. 3 is a right side elevational view;
FIG. 4 is a top plan view;
FIG. 5 is a front elevational view;
FIG. 6 is a rear elevational view; and,
FIG. 7 is a bottom plan view thereof.
The broken line showing of the drill is for illustrative purposes only and forms no part of the claimed design.



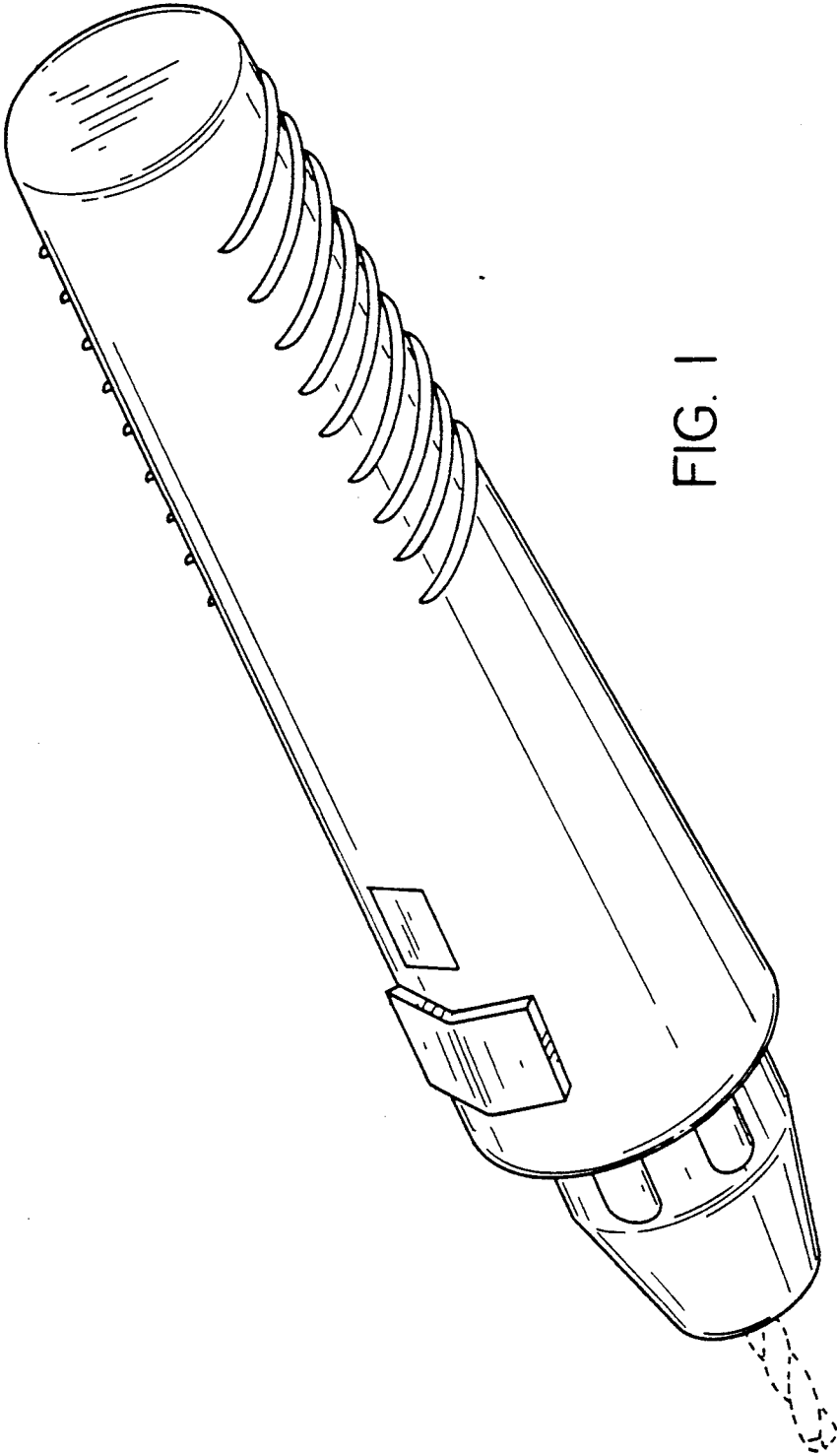


FIG. 1

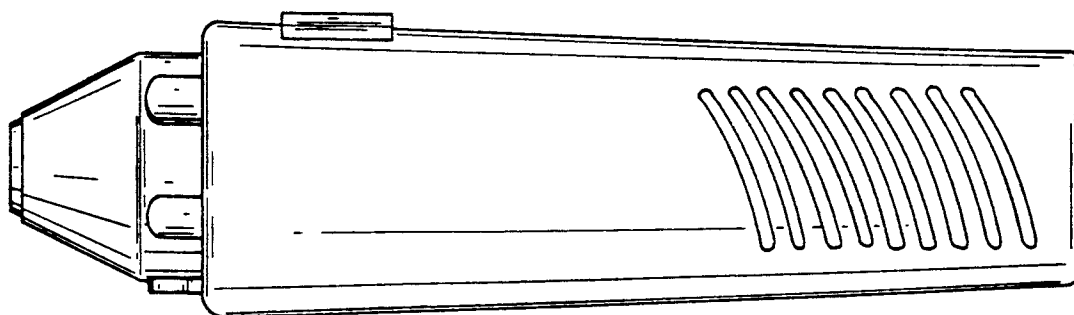


FIG. 2




FIG. 3

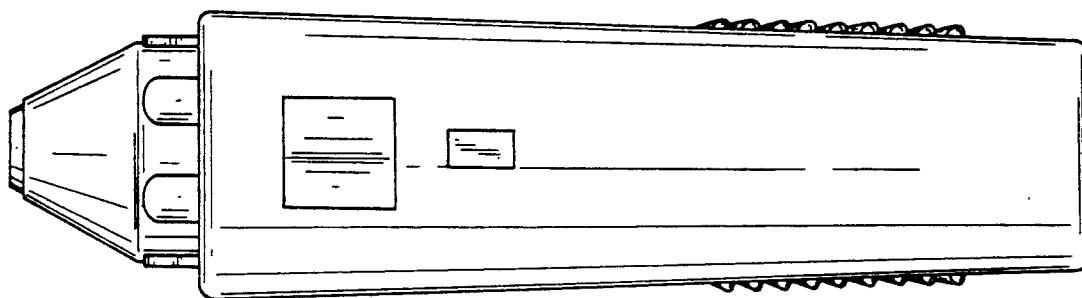


FIG. 4

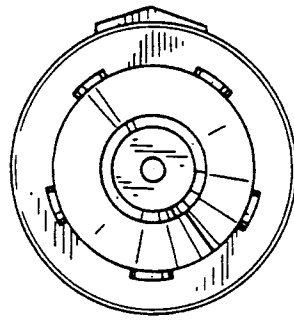


FIG. 5

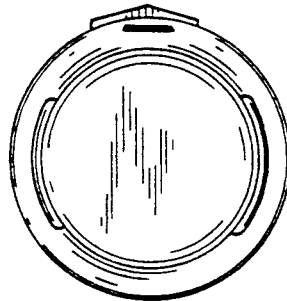


FIG. 6

FIG. 7

