



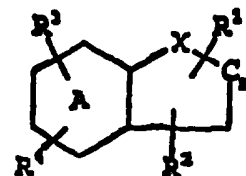
INTERNATIONAL APPLICATION PUBLISHED UNDER THE PATENT COOPERATION TREATY (PCT)

<p>(51) International Patent Classification ⁶ : C07C 229/46, 229/50, C07D 307/87, 333/62, 257/04, A61K 31/195, 31/19, 31/38, 31/34, 31/41</p>	A1	<p>(11) International Publication Number: WO 96/15100</p> <p>(43) International Publication Date: 23 May 1996 (23.05.96)</p>
<p>(21) International Application Number: PCT/DK95/00444</p> <p>(22) International Filing Date: 8 November 1995 (08.11.95)</p> <p>(30) Priority Data: PCT/DK94/00421 9 November 1994 (09.11.94) WO (34) Countries for which the regional or international application was filed: AT et al.</p> <p>(71) Applicant (for all designated States except US): NOVO NORDISK A/S [DK/DK]; Novo Allé, DK-2880 Bagsværd (DK).</p> <p>(72) Inventors; and</p> <p>(75) Inventors/Applicants (for US only): PELLICCIARI, Roberto [IT/IT]; Via U. Rocchi, 60, I-06123 Perugia (IT). LUNEIA, Roberto [IT/IT]; Via Foligno, 2, I-06058 San Terenziano (IT). LOMBARDI, Grazia [IT/IT]; Via s. Marta, 21, I-50139 Firenze (IT). MORONI, Flavio [IT/IT]; Viale Machiavelli, 7, I-50125 Firenze (IT).</p> <p>(74) Common Representative: NOVO NORDISK A/S; Corporate Patents, Novo Allé, DK-2880 Bagsværd (DK).</p>	<p>(81) Designated States: AL, AM, AT, AU, BB, BG, BR, BY, CA, CH, CN, CZ, DE, DK, EE, ES, FI, GB, GE, HU, IS, JP, KE, KG, KP, KR, KZ, LK, LR, LS, LT, LU, LV, MD, MG, MK, MN, MW, MX, NO, NZ, PL, PT, RO, RU, SD, SE, SG, SI, SK, TJ, TM, TT, UA, UG, US, UZ, VN, European patent (AT, BE, CH, DE, DK, ES, FR, GB, GR, IE, IT, LU, MC, NL, PT, SE), OAPI patent (BF, BJ, CF, CG, CI, CM, GA, GN, ML, MR, NE, SN, TD, TG), ARIPO patent (KE, LS, MW, SD, SZ, UG).</p> <p>Published With international search report.</p>	

(54) Title: HETEROCYCLIC COMPOUNDS, THEIR PREPARATION AND USE

(57) Abstract

The present invention relates to therapeutically active heterocyclic compounds of formula (I), wherein n is 0, 1 or 2; and X is -O-, -S-, -N(R⁵)- or -CH₂-; and R¹ is H, NH₂, NHR⁵ or OH; and R² and R³ independently are H, COOH; COOR⁵, CONH₂, CONHR⁵, CON(R⁵)₂, CONHSO₂R⁵ or tetrazole; and R⁴ is H, OH, NH₂, NHR⁵; CF₃, C₁₋₈-alkyl, C₂₋₈-alkenyl, C₂₋₈-alkynyl, C₃₋₆-cycloalkyl, phenyl or C₁₋₄-alkoxy; and R⁵ is H, C₁₋₈-alkyl, C₂₋₈-alkenyl, C₂₋₈-alkynyl, phenyl or C₃₋₆-cycloalkyl; and ring A can be partly or completely saturated or aromatic, or a salt thereof with a pharmaceutically acceptable acid or base, a method of preparing the same and to pharmaceutical compositions comprising the compounds. The novel compounds are useful in treating diseases in the central nervous system related to the metabotropic glutamate receptor system.



(I)

FOR THE PURPOSES OF INFORMATION ONLY

Codes used to identify States party to the PCT on the front pages of pamphlets publishing international applications under the PCT.

AT	Austria	GB	United Kingdom	MR	Mauritania
AU	Australia	GE	Georgia	MW	Malawi
BB	Barbados	GN	Guinea	NE	Niger
BE	Belgium	GR	Greece	NL	Netherlands
BF	Burkina Faso	HU	Hungary	NO	Norway
BG	Bulgaria	IE	Ireland	NZ	New Zealand
BJ	Benin	IT	Italy	PL	Poland
BR	Brazil	JP	Japan	PT	Portugal
BY	Belarus	KE	Kenya	RO	Romania
CA	Canada	KG	Kyrgystan	RU	Russian Federation
CF	Central African Republic	KP	Democratic People's Republic of Korea	SD	Sudan
CG	Congo	KR	Republic of Korea	SE	Sweden
CH	Switzerland	KZ	Kazakhstan	SI	Slovenia
CI	Côte d'Ivoire	LI	Liechtenstein	SK	Slovakia
CM	Cameroon	LU	Luxembourg	SN	Senegal
CN	China	LV	Latvia	TD	Chad
CS	Czechoslovakia	MC	Monaco	TG	Togo
CZ	Czech Republic	MD	Republic of Moldova	TJ	Tajikistan
DE	Germany	MG	Madagascar	TT	Trinidad and Tobago
DK	Denmark	ML	Mali	UA	Ukraine
ES	Spain	MN	Mongolia	US	United States of America
FI	Finland			UZ	Uzbekistan
FR	France			VN	Viet Nam
GA	Gabon				

Heterocyclic compounds, their preparation and use

5

The present invention relates to therapeutic active amino acids, a method for preparing the same, pharmaceutical compositions comprising the compounds and a method of treating therewith.

10

Recent molecular biological studies have clearly established the existence of two major types of glutamate receptors in the central nervous system namely the ionotropic and the metabotropic glutamate receptors. The latter is characterised by being G-protein-linked to changes in second messenger formation and modulation of ion channel function, (Meldrum, B. (1991) *Epilepsy Res.* 10, 55-61, Chapman, A. (1991) in *Excitatory Amino Acids* p. 265-286, Blackwell scientific publ. Ltd., Oxford).

15

20

At present 6 different subtypes of the metabotropic glutamate receptors are described (MGLuR₁ to MGLuR₆) and in addition some spliced variants of the subtypes are reported.

25

30

The Metabotropic glutamate receptor subtypes MGLuR₁ and MGLuR₅ are coupled to phosphoinositide hydrolysis (Johnson, G. and Bigge, C.F. (1991) *Annu. Rep. Med. Chem.* 26, 11-22, Hansen, J.J. and KrosggaardLarsen, P. *Med. Res. Rev.* 10,55-94, Thomsen, C. and Suzdak, P. (1993) *Eur. J. Pharmacol.* 245 ,299), while the others are coupled to cyclic AMP formation (Schoepp, D.D., Johnson, B.G. and Monn, J.A. (1992) *J. Neurochem.* 58, 1184-1186, Cartmell et al. (1992) *J. Neurochem.* 58, 1964-1966, Manzoni, O. et al. (1992) *Eur. J. Pharmacol.* 225, 357-358).

35

Compounds such as L-glutamate, quisqualate and ibotenate are known to act as non-selective agonists on the metabotropic glutamate receptors, while selective ionotropic glutamate receptor agonists such as

- 2 -

NMDA, AMPA and kainate do have little effect on these receptors.

5 Recently a few compounds without activity at the ionotropic glutamate receptors but with activity at the metabotropic receptors have been identified.

10 These comprise trans-ACPD (trans 1S,3R-1-aminocyclopentane-1,3--dicarboxylic acid), the partial agonist L-AP3 (L-2-amino-3-phosphonopropionic acid) (Palmer, E., Monaghan, D.T. and Cotman, C.W. (1989) Eur. J. Pharmacol. 166, 585-587, Desai, M.A. and Conn, P.J. (1990) Neurosci. Lett. 109, 157-162, Schoepp, D.D. et al. (1991), J. Neurochem. 56, 1789-1796, Schoepp D.D. and Johnson B.G. (1989), J. Neurochem. 53,1865-1613), L-AP4 (L-2-amino-4-phosphonobutyrate) which is an agonist at the MGluR₄ receptor (Thomsen C. et al. (1992), 15 Eur. J. Pharmacol. 227, 361-362) and some of the isomers of CCG (2-(carboxycyclopropyl)glycines) especially L-CCG-I and L-CCG-II (Hayashi, Y. et al. (1992), Br. J. Pharmacol. 107, 539- 543).

20 Very few selective antagonists at the metabotropic glutamate receptors have been reported, however some phenylglycine derivatives S-CPG (S-4-carboxyphenyl glycine), S-4C3HPG (S-4-carboxy-3-hydroxyphenyl glycine) and S-MCPG (S-alpha methyl-4-carboxyphenyl glycine) have been reported to antagonise trans ACPD stimulated phosphoinositide hydrolysis and thus possibly acting as antagonists at the metabotropic 25 glutamate receptors at the subtypes MGluR₁ and MGluR₅ (Thomsen, C. and Suzdak, P, (1993) Eur. J. Pharmacol. 245, 299).

30 Literature evidence suggests that compounds selective for the metabotropic glutamate receptors either as agonists or antagonists are useful in the treatment of different neurological diseases.

- 3 -

The use of compounds active at the metabotropic glutamate receptors for the treatment of epilepsy is corroborated by investigations of the influence of trans-ACPD in the formation of convulsions (Sacaan and Schoepp, (1992), *Neurosci. lett.* 139, 77) and that phosphoinositide hydrolysis mediated via MGluR is increased after kindling experiments in rats (Akiyama et al. (1992), *Brain Res.* 569, 71).

Trans-ACPD has been shown to increase release of dopamine in the rat brain which indicates that compounds acting on the metabotropic glutamate receptors might be usable for the treatment of Parkinson's disease and Huntington's Chorea (Sacaan et al. (1992), *J. Neurochem.* 59, 245).

The use of compounds active at the metabotropic glutamate receptors for treatment of neurological diseases such as senile dementia has been indicated by the findings of Zheng and Gallagher ((1992), *Neuron* 9, 163) and Bashir et al. ((1993), *Nature* 363, 347) who demonstrated that activation of metabotropic glutamate receptors are necessary for the induction of long term potentiation (LTP) in nerve cells (septal nucleus, hippocampus) and the finding that long term depression is induced after activation of metabotropic glutamate receptors in cerebellar granule cells (Linden et al. (1991), *Neuron* 7,81).

Investigations also show that in the treatment of deficiencies of mental and motoric performance seen after conditions of brain ischemia the metabotropic glutamate receptor active compounds may prove usable.

Trans-ACPD has been shown to be a neuroprotective agent in an MCAO model in mice (Chiamulera et al. (1992), *Eur. J. Pharmacol.* 215, 353), and it has been shown to inhibit NMDA induced neurotoxicity in nerve cell cultures (Koh et al., (1991), *Proc. Natl. Acad. Sci. USA* 88, 9431).

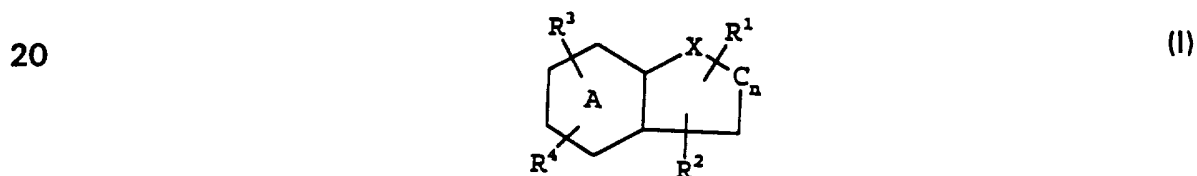
- 4 -

Also in the treatment of pain the metabotropic glutamate receptor active compounds seem of interest, proved by the fact that antagonists at the metabotropic glutamate receptors antagonises sensory synaptic response to noxious stimuli of thalamic neurons (Eaton, S.A. et al. (1993), Eur. J. Neurosci. 5, 186).

The above findings support that compounds acting on the metabotropic glutamate receptors are useful for the treatment of epilepsy, neurological diseases such as senile dementia, Parkinson's disease, Huntington's Chorea, pain and deficiencies of mental and motoric performance seen after conditions of brain ischemia.

We have now discovered a series of new amino acids which are potent antagonists at the metabotropic glutamate receptors.

The present invention relates to compounds of formula I



wherein

n is 0, 1 or 2; and

25 X is -O-, -S-, -N(R⁵)- or -CH₂-; and

R¹ is H, NH₂, NHR⁵ or OH; and

R² and R³ independently are H, COOH, COOR⁵, CONH₂, CONHR⁵, CON(R⁵)₂, CONHSO₂R⁵ or tetrazole; and

30 R⁴ is H, OH, NH₂, NHR⁵, CF₃, C₁₋₈-alkyl, C₂₋₈-alkenyl, C₂₋₈-alkynyl, C₃₋₆-cycloalkyl, phenyl or C₁₋₄-alkoxy; and

R⁵ is H, C₁₋₈-alkyl, C₂₋₈-alkenyl, C₂₋₈-alkynyl, phenyl or C₃₋₆-cycloalkyl; and

- 5 -

ring A can be partly or completely saturated or aromatic,
or a salt thereof with a pharmaceutically acceptable acid or base.

5 These salts include pharmaceutically acceptable acid addition salts, pharmaceutically acceptable metal salts or optionally alkylated ammonium salts, such as hydrochloric, hydrobromic, hydroiodic, phosphoric, sulfuric, trifluoroacetic, trichloroacetic, oxalic, maleic, pyruvic, malonic, succinic, citric, mandelic, benzoic, cinnamic, methanesulfonic, ethane sulfonic, picric and the like, and include acids related to the pharmaceutically acceptable salts listed in Journal of Pharmaceutical Science, 66, 2
10 (1977) and incorporated herein by reference, or lithium, sodium, potassium, magnesium and the like.

15 The term "C₁₋₈-alkyl" as used herein, alone or in combination, refers to a straight or branched, saturated hydrocarbon chain having 1 to 8 carbon atoms such as e.g. methyl, ethyl, n-propyl, isopropyl, n-butyl, sec.butyl, isobutyl, tert.butyl, n-pentyl, 2-methylbutyl, 3-methylbutyl, n-hexyl, 4-methylpentyl, neopentyl, n-hexyl, 2,2-dimethylpropyl and the like.

20 The term "C₂₋₈-alkenyl" as used herein refers to an unsaturated hydrocarbon chain having from 2 to 8 carbon atoms and at least one double bond such as vinyl, 1-propenyl, allyl, isopropenyl, n-butenyl, n-pentenyl and n-hexenyl and the like.

25 The term "C₂₋₈-alkynyl" as used herein refers to an unsaturated hydrocarbon chain having from 2 to 8 carbon atoms and at least one triple bond such as -C≡CH, -C≡CCH₃, -CH₂C≡CH, -CH₂-CH₂-C≡CH, -CH(CH₃)C≡CH and the like.

30 The term "C₃₋₆-cycloalkyl" as used herein refers to a radical of a saturated cyclic hydrocarbon having from 3 to 6 carbon atoms such as

- 6 -

cyclopropyl, cyclobutyl, cyclopentyl or cyclohexyl and the like.

The term "C₁₋₄-alkoxy" as used herein, alone or in combination, refers to a monovalent substituent comprising a lower alkyl group linked through an ether oxygen having its free valence bond from the ether oxygen and having 1 to 4 carbon atoms e.g. methoxy, ethoxy, propoxy, butoxy and the like.

It is to be understood that the invention extends to each of the stereoisomeric forms of the compounds of formula I as well as the racemates.

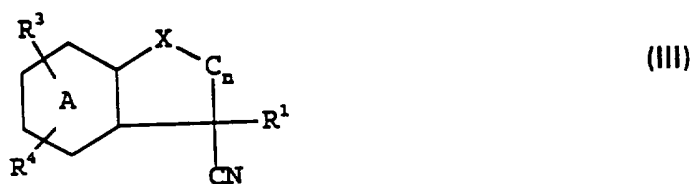
The invention also relates to a method of preparing the above mentioned compounds. These methods comprise

a) reacting a compound of the formula II



prepared by well known methods, wherein X, n, R³, R⁴ have the meanings defined above with reagents well known for converting oxo groups to amino acids or hydroxy acids either through hydantoin formation, through hydroxy nitrile or through aminonitrile formation, or

b) reacting a compound of the formula III



- 7 -

wherein X, n, R¹, R³ and R⁴ have the meanings defined above with reagents known to transform a cyano group into a R² group wherein R² has the meaning defined above provided that R² must not be H.

5 Examples of the compounds of formula I are the following:

3-Amino-2,3-dihydrobenzo[b]furane-3,6-dicarboxylic acid,

3-Amino-2,3-dihydrobenzo[b]furane-3,7-dicarboxylic acid,

3-Amino-2,3-dihydroindole-3,6-dicarboxylic acid,

10 3-Amino-2,3-dihydroindole-3,7-dicarboxylic acid,

3-Amino-1-methyl-2,3-dihydroindole-3,6-dicarboxylic acid,

3-Amino-1-propyl-2,3-dihydroindole-3,7-dicarboxylic acid,

3-Methylamino-1-ethyl-2,3-dihydroindole-3,6-dicarboxylic acid,

3-Amino-2,3-dihydrobenzo[b]thiophene-3,6-dicarboxylic acid,

15 3-Hydroxy-2,3-dihydrobenzo[b]thiophene-3,7-dicarboxylic acid,

1-Amino-1-(5-tetrazolyl)indane-5-carboxylic acid,

Methyl 1-amino-1-(5-tetrazolyl)indane-6-carboxylate,

1-Aminoindan-1,5-dicarboxylic acid,

1-Aminoindan-1,6-dicarboxylic acid,

20 1-Aminoindan-1,4-dicarboxylic acid,

1-Amino-1,2,3,4-tetrahydronaphtalene-1,6-dicarboxylic acid,

1-Amino-1,2,3,4-tetrahydronaphtalene-1,7-dicarboxylic acid,

1-Amino-6-methoxyindane-1-carboxylic acid,

1-Amino-6-hydroxyindane-1-carboxylic acid,

25 1-Amino-5-methoxyindane-1,6-dicarboxylic acid,

1-Amino-5-hydroxyindane-1,6-dicarboxylic acid,

1-Amino-5-methoxyindane-1,5-dicarboxylic acid,

1-Amino-5-hydroxyindane-1-carboxylic acid,

1-Amino-5-methoxyindane-1-carboxylic acid.

30 The pharmacological properties of the compounds of the invention can be illustrated by determining their effects in different conventional

- 8 -

radioligand binding assays or in functional in vitro assays.

The compounds of the invention were studied in an in vitro assay for measuring inhibition of PI-hydrolysis in BHK 570 cells expressing
5 mGluR_{1α} receptors.

Principle

The metabotropic glutamate receptor (mGluR) is selectively activated by trans-aminocyclopentane dicarboxylic acid and is coupled to the hydroly-
10 sis of inositol phosphates via a GTP-binding protein. At the molecular level, cDNAs encoding six subtypes of the mGluR family have been isolated. The first subtype isolated (Houamed et al., 1991, Science 252, 1318), termed the mGluR1_α, has been shown to be coupled to PI-hydrolysis when expressed in baby hamster kidney cells (BHK) (Thomsen
15 et al., Brain Res. (in press)). In these cells no stimulation by 1 mM quisqualate or glutamate was observed with control BHK cells whereas a 6-8 fold increase over basal PI-hydrolysis was seen with BHK cells expressing mGluR1_α.

Cell culture

BHK570 cells expressing mGluR1_α are cultured in DMEM (4.5 g/l glu-
cose, 2mM glutamin); 5% foetal calf serum; 0.10 mg/ml neomycin; 0.5
mg/ml G418; 1 μM methotrexate; 50 μg/ml gentamycin. Cells are
subcultured every 5 days using 0.05% trypsin/EDTA in PBS.

25

Inositol phosphate formation

The protocol for PI-hydrolysis was measured using a modification of a method previously described (Berridge et al., 1982, Biochem. J. 206,587). Cells were plated in 16 mm wells (24 well multidish, Costar)
30 with 1 confluent 100 mm dish per multidish. Replace the medium 24 h before the experiment with 500 μl fresh growth medium containing

- 9 -

4 μ Ci/ml myo-[2-³H]inositol (specific activity 18 Ci/mmol, Amersham).

The cells were washed twice with Krebs-Henseleit buffer (Sigma cat. # 3753: glucose 2.0 g/l, MgSO₄ 0.141 g/l, KHPO₄ 0.16 g/l, KCl 0.35 g/l, NaCl 6.90 g/l and NaHCO₃ 2.1 g/l) supplemented with 10 mM LiCl and

5 2.5 mM CaCl₂. The buffer was equilibrated with 5% CO₂, 95% air to pH 7.5 at 37°C. Following 5 min of preincubation in the above buffer,

buffer or test compounds were added and cells were incubated for 30 min at 37°C. In antagonist studies, add test compounds 5 min prior to

agonist stimulation. PI-formation was stopped by placing the cells on ice

10 and quickly aspirating the media. The wells were washed once with ice-cold Krebs-Henseleit buffer and subsequently 1 ml ice-cold 10%

perchloric acid was added to each well. Place the cells on ice for 20 min.

In Nunc minisorp test tubes (75 x 12 mm, cat. # 443990): add 250 μ l of

10 mM EDTA, pH 7.0 + 5% Universal Indicator (Merck). Transfer the

15 PCA extract to each tube containing the pH-indicator. Neutralize the samples with 1.5 M KOH + 60 mM HEPES to pH 7.5 (~ 1100-1200

μ l). Centrifugate (6.000 rpm, 5 min, 0°C). They can be stored frozen at

this point. Fractions of inositolphosphates were separated using ion-exchange columns (Amersham, RPN 1908) according to the method

20 provided by Amersham.

Separation of inositol phosphates on ion-exchange columns

Prepare columns with 5 ml 1 M KHCO₃ and wash with 15 ml dist. water.

Adjust vacuum so that the flow-rate does not exceed 5 ml/min.

25 Add 4 ml dist. water and subsequently 1 ml [³H]InsP sample. Wash with 5 ml dist. water. IP1 to IP4 fractions may be collected with 5 ml 0.05;

0.10; 0.17 and 0.25 M KHCO₃, respectively. Usually IP1 and IP2 fractions are collected simultaneously. Scintillation liquid: use 12-15 ml

Ultima Gold (Packard).

30

Testprocedure

- 10 -

Testcompounds are dissolved in DMSO, DMSO and Pluronic F-127 or ethanol and diluted in assay buffer. Glutamate (10 μ M and 1000 μ M) and buffer alone are included as a control.

5 Results

The stimulation by 10 μ M shall represent a submaximal stimulation. The response by 10 μ M glutamate should exceed 3-fold the basal level and should be below maximal stimulation (glutamate at 1 mM). The results are calculated relative to be stimulation by 10 μ M glutamate and a dose response curve is generated.

10 Examples of test results obtained by testing some compounds of the present invention in the above mentioned assay appear from the following Table 1.

Table 1

15

Compound No.	IC ₅₀ (uM)
7	10
25	50

20

The compounds according to the invention are effective over a wide dosage range. For example, in the treatment of adult humans, dosages from about 0.05 to about 100 mg, preferably from about 0.1 to about 100 mg, per day may be used. A most preferable dosage is about 10 mg to about 70 mg per day. In choosing a regimen for patients suffering from a disease in the central nervous system related to the metabotropic glutamate receptor system it may frequently be necessary to begin with a dosage of from about 30 to about 70 mg per day and when the condition is under control to reduce the dosage as low as from about 1 to about 10 mg per day. The exact dosage will depend upon the mode of administration, form in which administered, the subject to be treated and

25
30

- 11 -

the body weight of the subject to be treated, and the preference and experience of the physician or veterinarian in charge.

5 The route of administration may be any route, which effectively transports the active compound to the appropriate or desired site of action, such as oral or parenteral e.g. rectal, transdermal, subcutaneous, intravenous, intramuscular or intranasal, the oral route being preferred.

10 Typical compositions include a compound of formula I or a pharmaceutically acceptable acid addition salt thereof, associated with a pharmaceutically acceptable carrier. In making the compositions, conventional techniques for the preparation of pharmaceutical compositions may be used. For example, the active compound will usually be mixed with a carrier, or diluted by a carrier, or enclosed within a carrier which may be
15 in the form of a ampoule, capsule, sachet, paper, or other container. When the carrier serves as a diluent, it may be solid, semi-solid, or liquid material which acts as a vehicle, excipient, or medium for the active compound. The active compound can be adsorbed on a granular solid container for example in a sachet. Some examples of suitable carriers are
20 water, salt solutions, alcohols, polyethylene glycols, polyhydroxyethoxylated castor oil, gelatine, lactose, amylose, magnesium stearate, talc, silicic acid, fatty acid monoglycerides and diglycerides, pentaerythritol fatty acid esters, hydroxymethylcellulose and polyvinylpyrrolidone.

25 The pharmaceutical preparations can be sterilized and mixed, if desired, with auxiliary agents, emulsifiers, salt for influencing osmotic pressure, buffers and/or coloring substances and the like, which do not deleteriously react with the active compounds.

30 For parenteral application, particularly suitable are injectable solutions or suspensions, preferably aqueous solutions with the active compound

- 12 -

dissolved in polyhydroxylated castor oil.

Tablets, dragees, or capsules having talc and/or a carbohydrate carrier or binder or the like are particularly suitable for oral application. Preferable carriers for tablets, dragees, or capsules include lactose, corn starch, and/or potato starch. A syrup or elixir can be used in cases where a sweetened vehicle can be employed.

Generally, the compounds are dispensed in unit form comprising from about 1 to about 100 mg in a pharmaceutically acceptable carrier per unit dosage.

A typical tablet, appropriate for use in this method, may be prepared by conventional tableting techniques and contains:

15	Active compound	5.0 mg
	Lactosum	67.8 mg Ph.Eur.
	Avicel®	31.4 mg
	Amberlite®	1.0 mg
20	Magnesii stearas	0.25 mg Ph. Eur.

The invention will now be described in further detail with reference to the following examples.

25 General Procedure for the Synthesis of Hydantoins.

NaCN (2 mmol) and $(\text{NH}_4)_2\text{CO}_3$ (4 mmol) were added to a solution of ketone (1 mmol) in DMF (2 ml) and water (0.2 ml) and the resulting mixture was heated at 120°C in a bomb for 3 h. After cooling, the reaction mixture was diluted with AcOEt (20 ml), washed with saturated NaHCO_3 (5x10 ml), brine (10 ml) and dried over anhydrous Na_2SO_4 .

- 13 -

After evaporation of the solvent, the residue was submitted to flash chromatography and elution with CHCl_3 -MeOH (98:2).

General procedure for Hydrolysis of the Hydantoins.

5

A mixture of hydantoin (1 mmol), NaOH (15 mmol) and water (15 ml) was refluxed for 3-4 h. After cooling, the reaction mixture was diluted with water (10 ml) and extracted with CH_2Cl_2 (2x10 ml). The aqueous layer was neutralized with 3N HCl and submitted to ion exchange chromatography on Dowex 50x2-200; elution with 10% pyridine gave a residue which was further purified by reversed phase chromatography (RP-8 Lobar column).

10

General Procedure for the Methyl-Ether Cleavage of the Amino Acid Derivatives.

15

A mixture of methyl ether (1 mmol), 48% HBr (100 mmol) and NaI (2.2 mmol) was heated at 90-94°C in a flask tightly sealed with a septum fastened by rubber rings for 8 h. After cooling, the evaporation of the solvent gave a residue which was neutralized with NH_4OH 30% and then submitted to ion exchange resin chromatography on Dowex 50x2-200 and elution with 10% pyridine. The residue was further purified by reversed-phase medium pressure chromatography.

20

25

EXAMPLE 1

5-Acetylsindan (1)

30

AlCl_3 (1.706 g, 12.8 mmol) was added portionwise in 20 min to a solution of indan (1.50 g, 12.7 mmol) and AcCl (0.996 g, 12.7 mmol) in benzene (7.6 ml) kept under vigorous magnetic stirring at 0°C in an

- 14 -

argon atmosphere. The resulting mixture was reacted at room temperature for 2 h after which cold (0°C) water was added (30 ml). The reaction mixture was then acidified with 3N HCl and extracted with AcOEt (3x20 ml). The combined organic phases were washed with brine (20 ml) and dried over anhydrous Na₂SO₄. Evaporation of the solvent yielded 1 as a yellow oil (2 g) which was used in the next step without any further purification; ¹H-NMR (CDCl₃) δ 2.10 (2H, q, J = 7.2 Hz, 2-CH₂), 2.56 (3H, s, Me), 2.93 (4H, t, J = 7.2 Hz, 1-CH₂ and 3-CH₂), 7.26 (1H, d, J = 8.3 Hz, 7-CH), 7.80 (1H, d, J = 8.3 Hz, 6-CH), 7.85 (1H, s, 4-CH).

Indan-5-carboxylic acid (2)

Br₂ (5.89 g, 36.85 mmol) was added to a cold (0°C), magnetically stirred solution of KOH (6.9 g, 123.2 mmol) in water (25 ml). 1 (1.50 g, 9.36 mmol) was added dropwise in 5 min to this solution and the resulting mixture was heated at 40°C under stirring for 2 h. The reaction mixture was then diluted with ether (20 ml), the aqueous layer separated, added with MeOH (100 ml) and, after acidification with 6N HCl, extracted with CHCl₃ (3x30 ml). The combined organic phases were washed with water (30 ml), brine (30 ml) and dried over anhydrous Na₂SO₄. Evaporation of the solvent yielded 2 as a white-yellow solid (1.0 g, 66%), mp 165-8°C; ¹H-NMR (CDCl₃) δ 2.13 (2H, q, J = 7.4 Hz, 2-CH₂), 3.00 (4H, t, J = 7.4 Hz, 1-CH₂ and 3-CH₂), 7.32 (1H, d, J = 8.5 Hz, 7-CH), 7.90 (1H, d, J = 7.8 Hz, 6-CH), 7.95 (1H, s, 4-CH).

Methyl indan-5-carboxylate (3)

An ethereal solution of diazomethane (90 ml, from 16 g of Diazald™) was added to a cold (0°C) solution of 2 (3.0 g, 18.5 mmol) in ether (50 ml) and the resulting solution was magnetically stirred at room temperature

- 15 -

for 30 min. Acetic acid (20 ml) was then added and the resulting mixture was washed with water (2x30 ml). Evaporation of the solvent gave a residue (3.2 mg) which was submitted to flash chromatography: elution with light petroleum-AcOEt 9:1 afforded **3** (3.0 g, 92%) as a yellow oil;

5 ¹H-NMR (CDCl₃) δ 2.15 (2H, q, J = 7.5 Hz, 2-CH₂), 2.95 and 3.00 (4H, 2t, J = 7.5 Hz, 1-CH₂ and 3-CH₂), 3.90 (3H, s, Me), 7.25 (1H, d, J = 7.8 Hz, 7-CH), 7.85 (1H, d, J = 7.8 Hz, 6-CH), 7.90 (1H, s, 4-CH).

10 Methyl 1-oxoindane-5-carboxylate (**4**) and methyl 1-oxoindane-6-carboxylate (**5**)

A solution of Cr₂O₃ (7.0 g, 70 mmol) in glacial AcOH (27 ml) and water (11.6 ml) was added dropwise in 30 min. to a magnetically stirred

15 solution of **3** (5.0 g, 28.4 mmol) in glacial AcOH (13.5 ml) at room temperature. Stirring was continued for 36 h after which the reaction mixture was diluted with water (60 ml) and extracted with AcOEt (4x50 ml). The combined organic phases were washed with 10% K₂CO₃ (3x30 ml), brine (30 ml) and dried over anhydrous Na₂SO₄. Evaporation of the

20 solvent gave a residue (4.8 mg) which upon flash filtration on silica gel allowed the recovery of starting material **3** (0.5 g) and of a mixture of **4** and **5** (4 g). This mixture was then submitted to medium pressure chromatography: elution with light petroleum-AcOEt 85:15 yielded **4** (1.4 g, 26%) as a white solid, mp 110.8°C; ¹H-NMR (CDCl₃) δ 2.78 (2H, t, J = 6 Hz, 2-CH₂), 3.22 (2H, t, J = 6 Hz, 3-CH₂), 3.97 (3H, s, Me), 7.82 (1H, d, J = 8 Hz, 7-CH), 8.05 (1H, d, J = 8 Hz, 6-CH), 8.18 (1H, s, 4-CH). Further elution with the same solvent gave **5** (1.6 g, 30%) as a white solid, mp 111.9°C; ¹H-NMR (CDCl₃) δ 2.75 (2H, t, J = 6.3 Hz, 2-CH₂), 3.22 (2H, t, J = 6.3 Hz, 3-CH₂), 3.95 (3H, s, Me), 7.55 (1H, d, J = 7.6 Hz, 7-CH), 8.25 (1H, d, J = 7.6 Hz, 6-CH), 8.42 (1H, s, 4-CH).

25

30

- 16 -

Hydantoin of 4 (6)

5 KCN (0.424 g, 6.5 mmol) and $(\text{NH}_4)_2\text{CO}_3$ (1.35 g, 14.0 mmol) were added to a solution of 4 (0.620 g, 3.26 mmol) in DMF (6.2 ml) and water (0.5 ml) and the resulting mixture was heated at 120°C in a bomb for 3 h. After cooling, the reaction mixture was diluted with AcOEt (30 ml), washed with saturated Na_2CO_3 (5x20 ml), brine (20 ml) and dried over anhydrous Na_2SO_4 . After evaporation of the solvent, the residue
10 (0.62 g) was submitted to flash chromatography: elution with CHCl_3 -McOH 96:4 yielded 6 (0.490 g, 58%) as a pale yellow solid, mp 112°C; $^1\text{H-NMR}$ (CDCl_3) δ 2.25 (1H, m, 2-CHa), 2.70 (1H, m, 2-CHb), 2.95-3.30 (2H, m, 3- CH_2), 3.90 (3H, s, Me), 7.22 (1H, d, $J = 7.8$ Hz, 7-CH), 7.88 (1H, d, $J = 7.8$ Hz, 6-CH), 7.90 (1H, s, 4-CH).

15

1-Aminoindan-1,5-dicarboxylic acid (7)

20 A mixture of 6 (0.650 g, 2.5 mmol), $\text{Ba}(\text{OH})_2$ octahydrate (0.520 g, 1.7 mmol) and water (9.5 ml) was heated at 120°C in a bomb for 3 h. After cooling, the reaction mixture was diluted with water (20 ml) and extracted with CH_2Cl_2 (3x15 ml). CO_2 was then bubbled into the aqueous layer, the resulting precipitate was centrifuged and the supernatant was neutralized with 3N HCl. The neutral solution was submitted to ion
25 exchange resin chromatography on Dowex 50x2 200 and elution with 10% pyridine to give a solid which was further purified by reversed phase medium pressure chromatography: elution with McOH-water 6:4 afforded 7 (0.240 g, 43%) as a white solid, mp > 300°C; $^1\text{H-NMR}$ (D_2O) δ 2.20 (1H, m, 2-CHa), 2.50 (1H, m, 2-CHb), 2.95 (2H, t, $J = 7.8$ Hz, 3- CH_2), 7.05 (1H, d, $J = 7.8$ Hz, 7-CH), 7.55 (1H, d, $J = 7.8$ Hz, 6-CH),
30 7.60 (1H, s, 4-CH); $^{13}\text{C-NMR}$ (D_2O) δ 30.42, 35.50, 68.70, 123.00, 127.20, 129.50, 132.50, 142.90, 146.00, 169.90, 172.70.

- 17 -

Hydantoin of 5 (8)

5 NaCN (0.695 g, 14,18 mmol) and $(\text{NH}_4)_2\text{CO}_3$ (2.94 g, 30.4 mmol) were added to a solution of 5 (1.35 g, 7.10 mmol) in DMF (13.5 ml) and water (1.2 ml) and the resulting mixture was heated at 120°C in a bomb for 3 h. After cooling, the reaction mixture was diluted with AcOEt (50 ml), washed with saturated Na_2CO_3 (5x30 ml), brine (30 ml) and dried over anhydrous Na_2SO_4 . After evaporation of the solvent, the residue (90
10 g) was submitted to flash chromatography: elution with CHCl_3 -MeOH 96:4 yielded 8 (0.790 g, 43%) as a pale yellow solid, mp 112°C; $^1\text{H-NMR}$ ($\text{CDCl}_3 + \text{CD}_3\text{OD}$) δ 2.35 (1H, m, 2-CHa), 2.70 (1H, m, 2-CHb), 2.95-3.30 (2H, m, 3- CH_2), 3.90 (3H, s, Mc), 7.40 (1H, d, J = 8 Hz, 4-CH), 7.82 (1H, s, 7-CH), 7.98 (1H, d, J = 8 Hz, 5-CH).

15

1-Aminoindan-1,6-dicarboxylic acid (9)

20 A mixture of 8 (0.790 g, 3.04 mmol), $\text{Ba}(\text{OH})_2$ octahydrate (0.632 g, 2.07 mmol) and water (11.5 ml) was heated at 120°C in a bomb for 3 h. After cooling, the reaction mixture was diluted with water (30 ml) and extracted with CH_2Cl_2 (3x20 ml). CO_2 was then bubbled into the aqueous layer, the resulting precipitate was centrifuged and the supernatant was neutralized with 3N HCl. The neutral solution was submitted to ion
25 exchange resin chromatography on Dowex 50x2 200 and elution with 10% pyridine to give a solid which was further purified by reversed phase medium pressure chromatography: elution with MeOH-water 6:4 afforded 9 (0.210 g, 30%) as a white solid, mp > 300°C; $^1\text{H-NMR}$ (D_2O) δ 2.28 (1H, m, 2-CHa), 2.72 (1H, m, 2-CHb), 3.08 (2H, t, J = 6 Hz, 3- CH_2), 7.35 (1H, d, J = 8 Hz, 4-CH), 7.82 (1H, s, 7-CH), 7.85 (1H, d, J = 8 Hz, 5-CH); $^{13}\text{C-NMR}$ (D_2O) δ 30.30, 35.00, 68.54, 124.67,
30 125.93, 129.26, 131.90, 138.55, 151.10, 169.60, 173.32.

EXAMPLE 2**4- and 5-Chloromethyl-indan (10)**

5

Concentrated H₂SO₄ (90 ml) was added dropwise during 4 h to a warm (60°C), mechanically stirred solution of indan (77.2 g, 0.65 mol), formaldehyde (81 ml of a 40% solution) and 12N HCl (138 ml). After addition completion, stirring was continued for 6 h after which the
10 reaction mixture was poured into water (1.5 l) and extracted with ether (4x300 ml). The combined organic phases were washed with water (3x50 ml) and dried over anhydrous Na₂SO₄. After filtration and evaporation of the solvent, the residue (80 g) was distilled in high vacuum to afford 10 (68.0 g, 63%), bp 75-80°C/0.3 mmHg; ¹H-NMR (CDCl₃) δ
15 2.10 (2H, m, 2-CH₂), 2.92 (4H, t, 1- and 3-CH₂), 4.56 (2H, s, CH₂Cl), 7.18 (3H, m, aromatic's).

4- and 5-Acetoxymethyl-indan (11)

20

A suspension of 10 (68.0 g, 0.4 mol) and anhydrous AcONa (83.0 g, 0.6 mol) in glacial AcOH (200 ml) was heated at 150°C under vigorous mechanical stirring for 8 h. AcOH was then distilled off at reduced pressure (water pump) and the residue was taken up in water (200 ml)
25 and extracted with AcOEt (2x100 ml). The combined organic phases were washed with water (2x50 ml) and dried over anhydrous Na₂SO₄. Evaporation of the solvent gave 11 (72.0 g, 92%) which was used in the next step without any further purification.

30

4- and 5-Indanyl-methanol (12)

A solution of 11 (70.0 g, 0.37 mol) in 3.7N NaOH (120 ml) and MeOH (120 ml) was heated at 50°C under magnetic stirring for 0.5 H. MeOH

- 19 -

was then partially removed at reduced pressure, the resulting mixture was poured into cold (0°C) water and the solid thus formed was filtered (54 g) and dissolved in boiling light petroleum (300 ml). After cooling, the precipitate was removed and the mother liquid was evaporated to
5 give 12 (11.0 g, 20%) as a mixture enriched in the desired α -isomer; ¹H-NMR (CDCl₃) δ 2.10 (2H, m, 2-CH₂), 2.80 (4H, m, 1- and 3-CH₂), 3.20 (1H, br, s, OH), 4.50 (2H, s, CH₂OH), 7.08 (3H, m, aromatic's).

10 Indan-4-carbaldehyde (13)

A solution of 12 (9.0 g, 61 mmol) in CH₂Cl₂ (150 ml) was added dropwise in 5 min to a mechanically stirred solution of pyridinium chlorochromate (13.1 g, 61 mmol) in CH₂Cl₂ (50 ml) in an argon atmosphere at
15 room temperature. Stirring was continued for 2 h after which the reaction mixture was filtered with the aid of celite, the filtrate was washed with water (3x50 ml) and dried over anhydrous Na₂SO₄. Evaporation of the solvent gave a residue which was submitted to flash chromatography: elution with cyclohexane-ether 95:5 afforded 13 (2.6 g, 29%); ¹H-
20 NMR (CDCl₃) δ 2.13 (2H, m, 2-CH₂), 2.91 (2H, t, J=7.4 Hz, 1-CH₂), 3.25 (2H, t, J=7.4 Hz, 3-CH₂), 7.29 (1H, 2d, J=7.6 Hz, 6-CH), 7.45 (1H, d, J=7.6 Hz, 7-CH), 7.60 (1H, d, J=7.6 Hz, 5-CH), 10.14 (1H, s, CHO). Further elution with the same solvent afforded a mixture of both formyl derivatives (6 g).

25 Indan-4-carboxylic acid (14)

Jones reagent (15 ml) was added dropwise in 15 min. to a magnetically
30 stirred solution of 13 (1.1 g, 7.53 mmol) in acetone (50 ml) at room temperature. Stirring was continued for 1 h after which the reaction mixture was filtered and the solvent evaporated off. The residue was taken up in AcOEt (100 ml), washed with water (2x40 ml), brine (40 ml)

- 20 -

and dried over anhydrous Na_2SO_4 . Evaporation of the solvent afforded **14** (1.0 g, 82%) which was used in the next step without any further purification.

5 Methyl indan-4-carboxylate (**15**)

An ethereal solution of diazomethane (35 ml, from 6.3 g of Diazald) was added dropwise in 15 min. to a cold (0°C) solution of **14** (2.5 g, 15.4 mmol) in ether (15 ml). After addition completion, stirring was continued for 10 min. at room temperature. Evaporation of the solvent gave **15** (2.5 g, 92%) which was used in the next step without any further purification; $^1\text{H-NMR}$ (CDCl_3) δ 2.06 (2H, m, 2- CH_2), 2.89 (2H, t, $J=7.6$ Hz, 1- CH_2), 3.24 (2H, t, $J=7.6$ Hz, 3- CH_2), 3.83 (3H, s, Me), 7.20 (1H, t, $J=7.6$ Hz, 6-CH), 7.37 (1H, d, $J=7.6$ Hz, 7-CH), 7.83 (1H, d, $J=7.6$ Hz, 5-CH).

Methyl 1-oxoindan-4-carboxylate (**16**)

A solution of chromic anhydride (5.8 g, 58 mmol) in water (10 ml) was added dropwise in 10 min to a magnetically stirred solution of **15** (2.5 g, 14.2 mmol) in glacial AcOH (34 ml). Stirring was continued for 40 h after which the reaction mixture was poured into water (60 ml) and extracted with AcOEt (4x50 ml). The combined organic phases were washed with 10% K_2CO_3 (2x40 ml) and dried over anhydrous Na_2SO_4 . Evaporation of the solvent yielded a residue (1.5 g) which was submitted to flash chromatography: elution with light petroleum containing 5-15% AcOEt afforded **16** (0.3 g, 11%), mp 102°C ; $^1\text{H-NMR}$ (CDCl_3) δ 2.72 (2H, m, 2- CH_2), 3.50 (2H, m, 3- CH_2), 3.96 (3H, s, Me), 7.48 (1H, 2d, $J=7.6$ Hz, 6-CH), 7.95 (1H, d, $J=7.6$ Hz, 7-CH), 8.28 (1H, d, $J=7.6$ Hz, 5-CH).

- 21 -

Hydantoin of 16 (17)

NaCN (0.207 g, 4.22 mmol) and $(\text{NH}_4)_2\text{CO}_3$ (0.87 g, 9.0 mmol) were
5 added to a solution of 16 (0.40 g, 2.1 mmol) in DMF (4 ml) and water
(0.4 ml) and the resulting mixture was heated at 120°C in a bomb for 3
h. After cooling, the reaction mixture was poured into water (50 ml) and
extracted with ether (5x20 ml). The combined organic phases were
washed with water (2x20 ml) and dried over anhydrous Na_2SO_4 . Evapor-
10 ation of the solvent gave a residue (0.3 g) which was submitted to flash
chromatography: elution with AcOEt-light petroleum 7:3 afforded 17
(0.20 g, 37%), mp 170-2°C (H_2O); $^1\text{H-NMR}$ ($\text{CDCl}_3 + \text{CD}_3\text{OD}$) δ 2.30
(1H, m, 2-CHa), 2.72 (1H, m, 2-CHb), 3.47 (2H, m, 3- CH_2), 3.92 (3H, s,
Me), 4.00 (2H, br s, 2xNH), 7.38 (2H, m, 6- and 7-CH), 7.98 (1H, m, 5-
15 CH).

1-Aminoindan-1,4-dicarboxylic acid (18)

20 A suspension of 17 (0.15 g, 0.58 mmol) and $\text{Ba}(\text{OH})_2 \cdot 8\text{H}_2\text{O}$ (0.11 g,
0.35 mmol) in water (4 ml) was heated in a bomb at 120°C for 2.5 h.
After cooling, the reaction mixture was filtered, the solid washed with
 CH_2Cl_2 (10 ml) and the filtrate evaporated to dryness in vacuo. The
residue thus obtained (0.12 g) was submitted to ion exchange resin
25 chromatography on Dowex 1x8 200: elution with 0.3N AcOH afforded
18 (0.040 g, 31%); $^1\text{H-NMR}$ ($\text{D}_2\text{O} + \text{HCl}$) δ 2.27 (1H, m, 2-CHa), 2.72
(1H, m, 2-CHb), 3.32 (2H, t, $J=7.2$ Hz, 3- CH_2), 7.30 (1H, 2d, $J=7.7$
Hz, 6-CH), 7.48 (1H, d, $J=7.7$ Hz, 7-CH), 7.87 (1H, d, $J=7.7$ Hz, 5-
30 CH).

EXAMPLE 3

6-Acetyl-1,2,3,4-tetrahydronaphthalene (19)

- 22 -

AlCl₃ (15.3 g, 114.8 mmol) was added portionwise in 40 min. to a solution of 1,2,3,4-tetrahydronaphthalene (15.0 g, 113.5 mmol) and AcCl (8.9 g, 113.5 mmol) in benzene (45 ml) kept under vigorous magnetic stirring at 0°C in an argon atmosphere. The resulting mixture
5 was reacted at room temperature for 30 min. after which cold (0°C) water was added (100 ml). The reaction mixture was then acidified with 3N HCl and extracted with AcOEt (3x50 ml). The combined organic phases were washed with brine (60 ml) and dried over anhydrous Na₂SO₄. Evaporation of the solvent yielded **19** as a yellow oil (20 g)
10 which was used in the next step without any further purification.

1,2,3,4-Tetrahydronaphthalene-6-carboxylic acid (20)

15 Br₂ (71.8 g, 449 mmol) was added to a cold (0°C), magnetically stirred solution of KOH (84.43 g, 1.507 mol) in water (200 ml). **19** (20 g) was added dropwise in 15 min. to this solution and the resulting mixture was heated at 40°C under stirring for 3 h. The reaction mixture was then washed with ether (3x60 ml), the aqueous layer was acidified with 6N
20 HCl and extracted with CHCl₃ (5x50 ml). The combined organic phases were washed with water (100 ml), brine (100 ml) and dried over anhydrous Na₂SO₄. Evaporation of the solvent yielded **20** as an oil (13.5 g) which was used in the next step without any further purification.

25 Methyl-1,2,3,4-tetrahydronaphthalene-6-carboxylate (21)

An ethereal solution of diazomethane (250 ml, from 44.5 g of Diazald™) was added to a cold (0°C) solution of **20** (13.5 g) in ether (50 ml) and
30 the resulting solution was magnetically stirred at room temperature for 30 min. Acetic acid (50 ml) was then added and the resulting mixture was washed with water (2x50 ml). Evaporation of the solvent gave a residue (13.5 g) which was submitted to flash chromatography: elution

- 23 -

with light petroleum-AcOEt 9:1 afforded **21** (9.1 g) as a yellow oil; $^1\text{H-NMR}$ (CDCl_3) δ 1.80 (4H, m, 2- CH_2 and 3- CH_2), 2.80 (4H, m, 1- CH_2 and 4- CH_2), 3.90 (3H, s, Me), 7.08 (1H, d, $J=9$ Hz, 8-CH), 7.72 (1H, d, $J=9$ Hz, 7-CH), 7.75 (1H, s, 5-CH).

5

Methyl 1-oxo-1,2,3,4-tetrahydronaphthalene-6-carboxylate (**22**) and methyl 1-oxo-1,2,3,4-tetrahydronaphthalene-7-carboxylate (**23**)

- 10 A solution of Cr_2O_3 (14.9 g, 149 mmol) in glacial AcOH (43 ml) and water (13.5 ml) was added dropwise in 30 min. to a magnetically stirred solution of **21** (9.1 g, 47.9 mmol) in glacial AcOH (21.6 ml) at room temperature. Stirring was continued for 36 h after which the reaction mixture was diluted with water (100 ml) and extracted with AcOEt
- 15 (4x50 ml). The combined organic phases were washed with 10% K_2CO_3 (2x50 ml), brine (50 ml) and dried over anhydrous Na_2SO_4 . Evaporation of the solvent gave a residue (8.5 g) which upon flash filtration on silica gel allowed the recovery of starting material **21** (1 g) and of a mixture of **22** and **23** (7 g). This mixture was then submitted to medium pressure
- 20 chromatography: elution with light petroleum-AcOEt 85:15 yielded **22** (2.0 g, 20.5%); $^1\text{H-NMR}$ (CDCl_3) δ 2.13 (2H, m, 3- CH_2), 2.65 (2H, t, $J=7.5$ Hz, 2- CH_2), 3.00 (2H, t, $J=7.5$ Hz, 4- CH_2), 3.90 (3H, s, Me), 7.85 (1H, d, $J=8$ Hz, 8-CH), 7.90 (1H, s, 5-CH), 8.02 (1H, d, $J=8$ Hz, 7-CH). Further elution with the same solvent gave **23** (2.3 g, 23.5%);
- 25 $^1\text{H-NMR}$ (CDCl_3) δ 2.15 (2H, m, 3- CH_2), 2.68 (2H, t, $J=7.5$ Hz, 2- CH_2), 3.02 (2H, t, $J=7.5$ Hz, 4- CH_2), 3.92 (3H, s, Me), 7.33 (1H, d, $J=8$ Hz, 5-CH), 8.10 (1H, 2d, $J=8$ Hz, $J=2$ Hz, 6-CH), 8.66 (1H, d, $J=2$ Hz, 8-CH).

30 Hydantoin of (**22**) (**24**)

NaCN (0.231 g, 4.7 mmol) and $(\text{NH}_4)_2\text{CO}_3$ (0.971 g, 10.07 mmol) were

- 24 -

added to a solution of **22** (0.479 g, 2.35 mmol) in DMF (4.5 ml) and water (0.5 ml) and the resulting mixture was heated at 120°C in a bomb for 3 h. After cooling, the reaction mixture was diluted with AcOEt (30 ml), washed with saturated Na₂CO₃ (5x20 ml), brine (20 ml) and dried
5 over anhydrous Na₂SO₄. After evaporation of the solvent, the residue (0.5 g) was submitted to flash chromatography: elution with CHCl₃-MeOH 98:2 yielded **24** (0.360 g, 59%); ¹H-NMR (CDCl₃) δ 1.80 and 2.10 (2H, 2m, 3-CH₂), 2.35 (2H, m, 2-CH₂), 2.90 (2H, m, 4-CH₂), 3.90 (3H, s, Me), 7.24 (1H, s, 5-CH), 7.27 (1H, m, 8-CH), 7.82 (1H, m, 7-
10 CH).

1-Amino-1,2,3,4-tetrahydronaphthalene-1,6-dicarboxylic acid (**25**)

15 A mixture of **24** (0.360 g, 1.39 mmol), Ba(OH)₂ octahydrate (0.413 g, 1.35 mmol) and water (5 ml) was heated at 120°C in a bomb for 3 h. After cooling, the reaction mixture was diluted with water (20 ml) and extracted with CH₂Cl₂ (3x15 ml). CO₂ was then bubbled into the aqueous layer, the resulting precipitate was centrifuged and the supernatant
20 was neutralized with 3N HCl. The neutral solution was submitted to ion exchange resin chromatography on Dowex 50x2 200 and elution with 10% pyridine to give a solid which was further purified by preparative t.l.c.: elution with nBuOH-AcOH-H₂O (68:16:16) afforded **25** (0.100 g, 33%); ¹H-NMR (D₂O) δ 1.75 and 1.90 (2H, m, 3-CH₂), 2.10 and 2.30
25 (2H, m, 2-CH₂), 2.70 (2H, m, 4-CH₂), 7.20 (1H, d, 8-CH), 7.55 (2H, m, 5- and 7-CH); ¹³C-NMR (D₂O) δ 18.67, 28.97, 32.44, 61.81, 128.20, 128.71, 131.64, 132.32, 135.90, 139.88, 170.38, 174.55.

30 Hydantoin of (**23**) (**26**)

The above compound was prepared by the general hydantoin preparation procedure described above. 61% yield; m.p. 188-190°C (H₂O); ¹H-NMR

- 25 -

(CDCl₃) δ 1.70 and 2.00 (2H, 2m, 3-CH₂), 2.30 (2H, m, 2-CH₂), 2.80 (2H, m, 4-CH₂), 3.90 (3H, s, Me), 7.20 (1H, d, J = 8 Hz, 5-CH), 7.70-7.80 (2H, m, 6-CH and 8-CH).

5 1-Amino-1,7-dicarboxy-1,2,3,4-tetrahydronaphtalene (27)

MeOH-water (8:2); 43% yield; m.p. >300 °C; ¹H-NMR (D₂O) δ 1.75 and 1.90 (2H, 2m, 3-CH₂), 2.10 and 2.30 (2H, m, 2-CH₂), 2.80 (2H, m, 4-CH₂), 7.25 (1H, d, J = 8 Hz, 5-CH), 7.75 (2H, m, 6-CH and 8-CH),
10 ¹³C-NMR (D₂O + CD₃OD) δ 17.72, 28.52, 31.76, 61.43, 128.45, 128.65, 130.32, 130.74, 131.23, 144.58, 169.58, 174.68.

EXAMPLE 4

15

5-Methoxy-6-Acetylidane (28)

20 AlCl₃ (3.94 g, 29.5 mmol) was added portionwise in 20 min to a solution of 5-methoxyindane (2.04 g, 13.8 mmol) and AcCl (1.36 g, 17.3 mmol) in benzene (9 ml) kept under vigorous magnetic stirring at 0 °C in an argon atmosphere. The resulting mixture was reacted at room temperature for 2 h after which cold (0 °C) water was added (30 ml). The
25 reaction mixture was then acidified with 3N HCl and extracted with AcOEt (3x20 ml). The combined organic phases were washed with brine (20 ml) and dried over anhydrous Na₂SO₄. Evaporation of the solvent gave a yellow oil (3 g) which was submitted to flash-chromatography; elution with light petroleum/AcOEt (8:2) gave pure 28 (1.5 g, 61%); ¹H-
30 NMR (CDCl₃) δ 1.90-2.10 (2H, m, 2-CH₂), 2.5 (3H, s, Me), 2.70-2.90 (4H, m, 1-CH₂ and 3-CH₂), 6.80 (1H, s, 4-CH), 7.50 (1H, s, 7-CH).

- 26 -

Methyl 5-methoxyindane-6-carboxylate (29)

5 Br_2 (18.21 g, 113.93 mmol) was added to a cold (0 °C) magnetically stirred solution of KOH (21.3 g, 380 mmol) in water (100 ml). **28** (5.50 g, 28.94 mmol) was added dropwise in 15 min to this solution and the resulting mixture was heated at 40 °C under stirring for 8 h. The reaction mixture was then diluted with ether (50 ml), the aqueous layer separated, added with MeOH (100 ml) and, after acidification with 6N

10 HCl, extracted with CHCl_3 (3x30 ml). The combined organic phases were washed with water (30 ml), brine (30 ml) and dried over anhydrous Na_2SO_4 . Evaporation of the solvent gave a yellow oil (3.7 g), which was dissolved in ether (50 ml). An ethereal solution of diazomethane (120 ml, from 21.3 g of Diazald™) was added to this cold (0 °C) solution and the

15 reaction mixture was magnetically stirred at room temperature for 30 min. Acetic acid (15 ml) was then added and the resulting mixture was washed with water (2x30 ml). Evaporation of the solvent gave a residue (4.2 g) which was submitted to flash chromatography: elution with light petroleum-AcOEt 9:1 afforded **29** (3.90 g, 70%) as a yellow oil: $^1\text{H-NMR}$

20 (CDCl_3) δ 2.00-2.15 (2H, m, 2- CH_2), 2.80-3.00 (4H, m, 1- CH_2 and 3- CH_2), 3.85 (6H, s, 2-Me), 6.85 (1H, s, 4-CH), 7.65 (1H, s, 7-CH).

Methyl 1-oxo-5-methoxyindan-6-carboxylate (30)

25

A solution of Cr_2O_3 (1.53 g, 15.3 mmol) in glacial AcOH (7.8 ml) and water (5 ml) was added dropwise in 30 min to a magnetically stirred solution of **29** (1.0 g, 4.8 mmol) in glacial AcOH (2.7 ml) at room

30 temperature. Stirring was continued for 12 h after which the reaction mixture was diluted with water (40 ml) and extracted with AcOEt (4x50 ml). The combined organic phases were washed with 10% K_2CO_3 (3x20 ml), brine (20 ml) and dried over anhydrous Na_2SO_4 . Evaporation of the

- 27 -

solvent gave a residue (1.1 g) which upon flash filtration on silica gel allowed the separation of starting material **29** (0.2 g) and of pure **30** (0.8 g 26%) as a white solid, m.p. 122-124 °C; ¹H-NMR (CDCl₃) δ 2.65-2.75 (2H, t, J= 6.5 Hz, 2-CH₂), 3.10-3.20 (2H, t, J= 6.5 Hz, 3-CH₂), 3.90 and 4.00 (6H, s, 2-Me), 7.00 (1H, s, 4-CH), 8.20 (1H, s, 7-CH).

Hydantoin of 30 (31)

10 The above compound was prepared by the general hydantoin preparation procedure described above. 30% yield; m.p. 176-178 °C (H₂O); ¹H-NMR (CDCl₃) δ 2.00-2.55 (2H, m, 2-CH₂), 2.75-3.35 (2H, m, 3-CH₂), 3.90-3.95 (6H, 2s, Me), 5.85 (1H, s, NH), 6.95 (1H, s, 4-CH), 7.65 (1H, s, 7-CH), 7.90 (1H, s, NH).

15

1-Amino-5-methoxy-1,6-dicarboxyindane (32)

20 The above compound was prepared by the general hydantoin hydrolysis procedure described above. MeOH-water (9:1); 40% yield; m.p. > 300 °C; ¹H-NMR (CD₃OD) δ 2.50-2.70 (1H, m, 2-CH_a), 2.90-3.10 (1H, m, 2-CH_b), 3.30-3.45 (2H, t, J= 6.6 Hz, 3-CH₂), 4.10 (3H, s, Me), 7.35 (1H, s, 4-CH) 7.95 (1H, s, 7-CH), ¹³C-NMR (CD₃OD) δ 30.81, 35.41, 56.20, 69.47, 109.30, 116.15, 126.16, 127.31, 132.10, 152.24, 160.02, 175,56.

25

1-Amino-5-hydroxy-1,6-dicarboxyindane (33)

30 Prepared by the general demethylation procedure described above. RP-8 Lobar column (MeOH-water 7:3); 27% yield; m.p. > 300 °C; ¹H-NMR (CD₃OD) δ 2.15-2.35 (1H, m, 2-CH_a), 2.60-2.75 (1H, m, 2-CH_b), 3.15 (2H, m, 3-CH₂), 6.80 (1H, s, 4-CH), 7.65 (1H, s, 7-CH), ¹³C-NMR (CD₃OD) δ 30.53, 35.48, 69.56, 113.03, 116.14, 125.47, 127.52,

- 28 -

131.05, 152.09, 161.72, 174.32.

EXAMPLE 55 Hydantoin of 6-Methoxyindan-1-one (34)

The above compound was prepared by the general hydantoin preparation procedure described above. 85% yield; m.p. 152-154 °C (H₂O); ¹H-NMR (CDCl₃) δ 2.20-2.40 (1H, m, 2-CH_a), 2.70-2.85 (1H, m, 2-CH_b), 2.95-3.25 (2H, m, 3-CH₂), 3.80 (3H, s, Me), 5.85 (1H, s, NH), 6.70 (1H, d, J = 3 Hz, 7-CH), 6.90 (1H, dd, J = 3 Hz, J = 8 Hz, 5-CH), 7.20 (1H, d, J = 8 Hz, 4-CH) 8.05 (1H, s, NH).

15 1-Amino-6-methoxy-1-carboxyindane (35)

The above compound was prepared by the general hydantoin hydrolysis procedure described above. MeOH-water (9:1); 49% yield; m.p. 216-218 °C; ¹H-NMR (D₂O) δ 2.05-2.25 (1H, m, 2-CH_a), 2.40-2.65 (1H, m, 2-CH_b), 2.70-2.95 (2H, m, 3-CH₂), 3.60 (3H, s, Me), 6.65-6.85 (2H, m, 5-CH and 7-CH), 7.05-7.15 (1H, d, J = 8 Hz, 4-CH), ¹³C-NMR (D₂O + CD₃OD) δ 29.34, 35.40, 55.82, 68.75, 108.20, 117.48, 126.66, 137.36, 138.53, 158.88, 172.82.

25 1-Amino-6-hydroxy-1-carboxyindane (36)

Prepared by the general demethylation procedure described above
30 RP-8 Lobar column (MeOH-water 9:1); 50% yield; m.p. > 300 °C; ¹H-NMR (D₂O) δ 2.15-2.30 (1H, m, 2-CH_a), 2.55-2.75 (1H, m, 2-CH_b), 2.95 (2H, t, J = 6.8 Hz, 3-CH₂), 6.70 (H, s, 7-CH), 6.80 (1H, dd, J = 3 Hz and 8 Hz, 5-CH), 7.15 (1H, d, J = 8 Hz, 4-CH), ¹³C-NMR (D₂O + CD₃OD) δ 29.50, 35.51, 70.00, 109.79, 117.57, 126.48, 136.66, 141.12,

154.99, 172.95.

EXAMPLE 6

5

Hydantoin of 5-Methoxyindan-1-one (37)

The above compound was prepared by the general hydantoin preparation procedure described above. 69% yield; m.p. 132-134 °C (H₂O); ¹H-NMR (CDCl₃) δ 2.25-2.45 (1H, m, 2-CH_a), 2.70-2.85 (1H, m, 2-CH_b), 2.95-3.30 (2H, m, 3-CH₂), 3.85 (3H, s, Me), 5.80 (1H, s, NH), 6.75-6.85 (2H, m, 4-CH and 6-CH), 7.15 (1H, d, J = 8 Hz, 7-CH), 8.00 (1H, s, NH).

15

1-Amino-5-methoxy-1-carboxyindane (38)

The above compound was prepared by the general hydantoin hydrolysis procedure described above. MeOH-water (9:1); 54% yield; m.p. 222-224 °C; ¹H-NMR (D₂O) δ 2.15-2.30 (1H, m, 2-CH_a), 2.60-2.75 (1H, m, 2-CH_b), 2.95-3.05 (2H, t, J = 6.6 Hz, 3-CH₂), 3.70 (3H, s, Me), 6.75 (1H, d, J = 8 Hz, 6-CH), 6.85 (1H, s, 4-CH), 7.15 (1H, d, J = 8 Hz, 7-CH), ¹³C-NMR (D₂O + CD₃OD) δ 30.36, 35.51, 55.66, 69.98, 110.31, 113.90, 124.44, 132.50, 147.14, 160.60, 173.00.

25

1-Amino-5-hydroxy-1-carboxyindane (39)

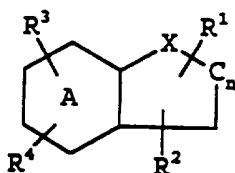
Prepared by the general demethylation procedure described above RP-8 Lobar column (MeOH-water 9:1); 17% yield; m.p. >300 °C; ¹H-NMR (D₂O) δ 2.05-2.30 (1H, m, 2-CH_a), 2.55-2.75 (1H, m, 2-CH_b), 2.90-3.00 (2H, t, J = 6.8 Hz, 3-CH₂), 6.65 (1H, s, 4-CH), 6.75 (1H, d, J = 8 Hz, 6-CH), 7.10 (1H, d, J = 8 Hz, 7-CH), ¹³C-NMR (D₂O + CD₃OD) δ 29.33, 35.32, 70.50, 109.60, 117.38, 126.30, 137.00, 141.95, 151.50, 173.05.

30

Claims

1. A compound of formula I

5



(I)

10

wherein

n is 0, 1 or 2; and

X is -O-, -S-, -N(R⁵)- or -CH₂-; and

R¹ is H, NH₂, NHR⁵ or OH; and

R² and R³ independently are H, COOH, COOR⁵, CONH₂, CONHR⁵,

15

CON(R⁵)₂, CONHSO₂R⁵ or tetrazole; and

R⁴ is H, OH, NH₂, NHR⁵, CF₃, C₁₋₈-alkyl, C₂₋₈-alkenyl, C₂₋₈-alkynyl, C₃₋₆-cycloalkyl, phenyl or C₁₋₄-alkoxy; and

R⁵ is H, C₁₋₈-alkyl, C₂₋₈-alkenyl, C₂₋₈-alkynyl, phenyl or C₃₋₆-cycloalkyl; and ring A can be partly or completely saturated or aromatic,

20

or a salt thereof with a pharmaceutically acceptable acid or base.

2. A compound according to claim 1 wherein n is 0, 1 or 2; and

X is -O-, -S-, -N(R⁵)- or -CH₂-; and

R¹ is NH₂, NHR⁵ or OH; and

25

R² is COOH, COOR⁵, CONH₂, CONHR⁵, CON(R⁵)₂, CONHSO₂R⁵ or tetrazole; and

R³ is H, COOH, COOR⁵, CONH₂, CONHR⁵, CON(R⁵)₂, CONHSO₂R⁵ or tetrazole; and

R⁴ is H, OH, NH₂, NHR⁵, CF₃, C₁₋₈-alkyl, C₂₋₈-alkenyl, C₂₋₈-alkynyl, C₃₋₆-cycloalkyl, phenyl or C₁₋₄-alkoxy; and

30

R⁵ is H, C₁₋₈-alkyl, C₂₋₈-alkenyl, C₂₋₈-alkynyl, phenyl or C₃₋₆-cycloalkyl; and

- 31 -

ring A can be partly or completely saturated or aromatic,
or a salt thereof with a pharmaceutically acceptable acid or base.

5 3. A compound according to anyone of the preceding claims wherein R¹
is NH₂.

4. A compound according to anyone of the preceding claims wherein X
is -CH₂-.

10 5. A compound according to anyone of the preceding claims wherein R²
is COOH or tetrazole.

15 6. A compound according to anyone of the preceding claims wherein R³
is H, COOH, CONH₂, CONHR⁵, CON(R⁵)₂, CONHSO₂R⁵ or tetrazole.

7. A compound according to claim 1 selected from the following:

1-Aminoindan-1,5-dicarboxylic acid,

1-Aminoindan-1,6-dicarboxylic acid,

20 1-Aminoindan-1,4-dicarboxylic acid,

1-Amino-1,2,3,4-tetrahydronaphtalene-1,6-dicarboxylic acid,

1-Amino-1,2,3,4-tetrahydronaphtalene-1,7-dicarboxylic acid,

1-Amino-6-methoxyindane-1-carboxylic acid,

1-Amino-6-hydroxyindane-1-carboxylic acid,

25 1-Amino-5-methoxyindane-1,6-dicarboxylic acid,

1-Amino-5-hydroxyindane-1,6-dicarboxylic acid,

1-Amino-5-methoxyindane-1,5-dicarboxylic acid,

1-Amino-5-hydroxyindane-1-carboxylic acid,

1-Amino-5-methoxyindane-1-carboxylic acid,

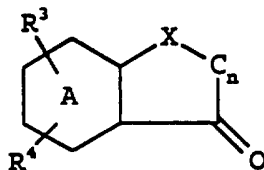
30 or a salt thereof with a pharmaceutically acceptable acid or base.

- 32 -

8. A method of preparing a compound according to claim 1, CHARACTERIZED IN

a) reacting a compound of the formula II

5



(II)

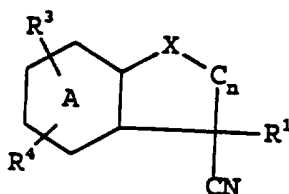
10

prepared by well known methods, wherein X, n, R³, R⁴ have the meanings defined above with reagents well known for converting oxo groups to amino acids or hydroxy acids either through hydantoin formation, through hydroxy nitrile or through aminonitrile formation, or

15

b) reacting a compound of the formula III

20



(III)

25

wherein X, n, R¹, R³ and R⁴ have the meanings defined above with reagents known to transform a cyano group into a R² group wherein R² has the meaning defined above provided that R² must not be H.

30

9. A pharmaceutical composition comprising a compound according to

- 33 -

claim 1 together with a pharmaceutically acceptable carrier or diluent.

5 10. A pharmaceutical composition for use in treating a disease in the central nervous system related to the metabotropic glutamate receptor system comprising an effective amount of a compound according to claim 1 together with a pharmaceutically acceptable carrier or diluent.

10 11. The pharmaceutical composition according to claim 9 or 10 in the form of an oral dosage unit or parenteral dosage unit.

12. The pharmaceutical composition according to claim 11, wherein said dosage unit comprises from about 1 to about 100 mg of the compound according to claim 1.

15 13. A method of treating a disease in the central nervous system related to the metabotropic glutamate receptor system comprising administering to a subject in need thereof an effective amount of a compound according to claim 1.

20 14. A method of treating a disease in the central nervous system related to the metabotropic glutamate receptor system comprising administering to a subject in need thereof a pharmaceutical composition according to claim 10.

25 15. The use of a compound according to claim 1 for the preparation of a medicament for treatment of a disease in the central nervous system related to the metabotropic glutamate receptor system.

INTERNATIONAL SEARCH REPORT

International application No.

PCT/DK 95/00444

A. CLASSIFICATION OF SUBJECT MATTER

IPC6: C07C 229/46, C07C 229/50, C07D 307/87, C07D 333/62, C07D 257/04,
A61K 31/195, A61K 31/19, A61K 31/38, A61K 31/34, A61K 31/41
According to International Patent Classification (IPC) or to both national classification and IPC

B. FIELDS SEARCHED

Minimum documentation searched (classification system followed by classification symbols)

IPC6: C07C, C07D, A61K

Documentation searched other than minimum documentation to the extent that such documents are included in the fields searched

SE,DK,FI,NO classes as above

Electronic data base consulted during the international search (name of data base and, where practicable, search terms used)

CA, WPI

C. DOCUMENTS CONSIDERED TO BE RELEVANT

Category*	Citation of document, with indication, where appropriate, of the relevant passages	Relevant to claim No.
P,X	WO 9504713 A1 (THE UPJOHN COMPANY), 16 February 1995 (16.02.95) --	1-12, 15
X	EP 0077122 A2 (IMPERIAL CHEMICAL INDUSTRIES PLC), 20 April 1983 (20.04.83), page 15, line 33 - page 16, line 19, the examples; the claims --	1-12, 15
X	EP 0399982 A1 (AKTIEBOLAGET ASTRA), 28 November 1990 (28.11.90) --	1-12, 15

 Further documents are listed in the continuation of Box C. See patent family annex.

* Special categories of cited documents:

"A" document defining the general state of the art which is not considered to be of particular relevance

"B" earlier document but published on or after the international filing date

"L" document which may throw doubts on priority claim(s) or which is cited to establish the publication date of another citation or other special reason (as specified)

"O" document referring to an oral disclosure, use, exhibition or other means

"P" document published prior to the international filing date but later than the priority date claimed

"T" later document published after the international filing date or priority date and not in conflict with the application but cited to understand the principle or theory underlying the invention

"X" document of particular relevance: the claimed invention cannot be considered novel or cannot be considered to involve an inventive step when the document is taken alone

"Y" document of particular relevance: the claimed invention cannot be considered to involve an inventive step when the document is combined with one or more other such documents, such combination being obvious to a person skilled in the art

"&" document member of the same patent family

Date of the actual completion of the international search

9 February 1996

Date of mailing of the international search report

14.02.96

Name and mailing address of the ISA/

Swedish Patent Office

Box 5055, S-102 42 STOCKHOLM

Facsimile No. +46 8 666 02 86

Authorized officer

Gerd Strandell

Telephone No. +46 8 782 25 00

INTERNATIONAL SEARCH REPORT

International application No.

PCT/DK 95/00444

C (Continuation). DOCUMENTS CONSIDERED TO BE RELEVANT		
Category*	Citation of document, with indication, where appropriate, of the relevant passages	Relevant to claim No.
X	WO 9015047 A1 (THE UPJOHN COMPANY), 13 December 1990 (13.12.90), page 8, line 8 - line 28, the claims --	1-12,15
X	US 4018817 A (SHUNSAKU NOGUCHI ET AL), 19 April 1977 (19.04.77), column 1, line 5 - line 40 --	1-12
X	WO 9007490 A1 (THE UPJOHN COMPANY), 12 July 1990 (12.07.90), page 6, line 4 - line 23, the claims --	1-12,15
X	STN International, File CA, volume 114, no 19, 13 May 1991, (Columbus Ohio, US), Ma, Shenqing et al: "Dopaminergic structure-activity rela- tionships of 2-aminoindans and cardiovascular action and dopaminergic activity of 4-hydroxy, 5-methyl, 2-di-N-propylaminoindan (RD-211), abstract no. 177884, & J. Pharmacool. Exp. Ther. (1991), 256 (2) 751-6 --	1-12
X	STN International, File CA, volume 87, no 21, 21 November 1977, (Columbus Ohio, US), Sundeen, Joseph E. et al: "Selective inhibi- tion of the monosynaptic spinal reflex by a series of hydroxylated alkylaminoindans", abstract no. 161428, & J. Med. Chem. (1977), 20 (11), 1478-85 --	1-12
X	STN International, File Medline, STN accession no. 87011614, Cannon J G et al: "Assesment of a potential dopaminergic prodrug in several ring systems", J Med Chem (1986 Oct) 29 (10) 2016-20 --	1-12

INTERNATIONAL SEARCH REPORT

International application No.

PCT/DK 95/00444

C (Continuation). DOCUMENTS CONSIDERED TO BE RELEVANT

Category*	Citation of document, with indication, where appropriate, of the relevant passages	Relevant to claim No.
X	<p>CHEM. PHARM. BULL., Volume 14, No 4, 1966, Shunsaku Shiotani et al, "Studies on Diazabenzobicyclo 3.3.1 nonane System. IV Synthesis of 1,2,3,4,5,6-Hexahydro-1, 5-methanobenzo e 1,3 diazocine Derivatives", page 324 - page 329, see page 325, compounds II, IV</p> <p style="text-align: center;">--</p>	1,8
X	<p>STN International, File CA, volume 80, no. 21, 27 May 1964 (Columbus Ohio, US), Edlund Ulf: "Preparation of some N-substituted 2-aminoindans", abstract no. 120604, & Acta Chem. Scand. (1973), 27 (10), 4027-9</p> <p style="text-align: center;">-- -----</p>	1,8

INTERNATIONAL SEARCH REPORT

05/01/96

International application No.

PCT/DK 95/00444

Patent document cited in search report	Publication date	Patent family member(s)	Publication date
WO-A1- 9504713	16/02/95	NONE	
EP-A2- 0077122	20/04/83	SE-T3- 0077122 AU-B, B- 566342 AU-A- 8801482 CA-A- 1257746 JP-A- 58069852 US-A- 4464358	15/10/87 24/03/83 18/07/89 26/04/83 07/08/84
EP-A1- 0399982	28/11/90	AT-T- 129696 AU-B- 644081 AU-A- 5818590 CA-A- 2032498 CN-A- 1047494 DE-D- 69023274 JP-T- 4500362 NO-B, C- 176603 PL-B- 164245 PL-B- 165166 WO-A- 9014330	15/11/95 02/12/93 18/12/90 27/11/90 05/12/90 00/00/00 23/01/92 23/01/95 29/07/94 30/11/94 29/11/90
WO-A1- 9015047	13/12/90	AU-B- 654653 AU-A- 5822190 CA-A, A- 2051399 EP-A- 0476016 JP-T- 4505618 NO-B, C- 176437	17/11/94 07/01/91 01/12/90 25/03/92 01/10/92 27/12/94
US-A- 4018817	19/04/77	AU-A- 6333473 BE-A, A- 808376 CA-A- 1018161 CH-A- 591431 DE-A, C, C 2359537 FR-A, B- 2209748 GB-A- 1392270 JP-C- 1083834 JP-A- 49080054 JP-B- 56023982 NL-A- 7316834 SE-B, C- 407568	12/06/75 07/06/74 27/09/77 15/09/77 12/06/74 05/07/74 30/04/75 25/02/82 02/08/74 03/06/81 11/06/74 02/04/79

