



US00D650714S

(12) **United States Design Patent**
Pan

(10) **Patent No.:** **US D650,714 S**

(45) **Date of Patent:** **** Dec. 20, 2011**

(54) **DIGITAL POCKET SCALE**

D578,421 S * 10/2008 Kesselman D10/91
D581,301 S * 11/2008 Vantine D10/91
D586,679 S * 2/2009 Kurata et al. D10/91

(76) Inventor: **Guangshe Pan**, City of Industry, CA
(US)

* cited by examiner

(**) Term: **14 Years**

Primary Examiner — Antoine D Davis

(21) Appl. No.: **29/384,362**

(74) *Attorney, Agent, or Firm* — Clement Cheng

(22) Filed: **Jan. 31, 2011**

(57) **CLAIM**

(51) **LOC (9) Cl.** **10-04**

The ornamental design for a digital pocket scale, as shown and described.

(52) **U.S. Cl.** **D10/92**

(58) **Field of Classification Search** D10/92,
D10/93; 177/4, 25.12–25.16, 177, 199, 210 R,
177/238–245, DIG. 3, 262, 210 C, 30, 126–127;
324/692, 512, 515, 806; 600/506, 547
See application file for complete search history.

DESCRIPTION

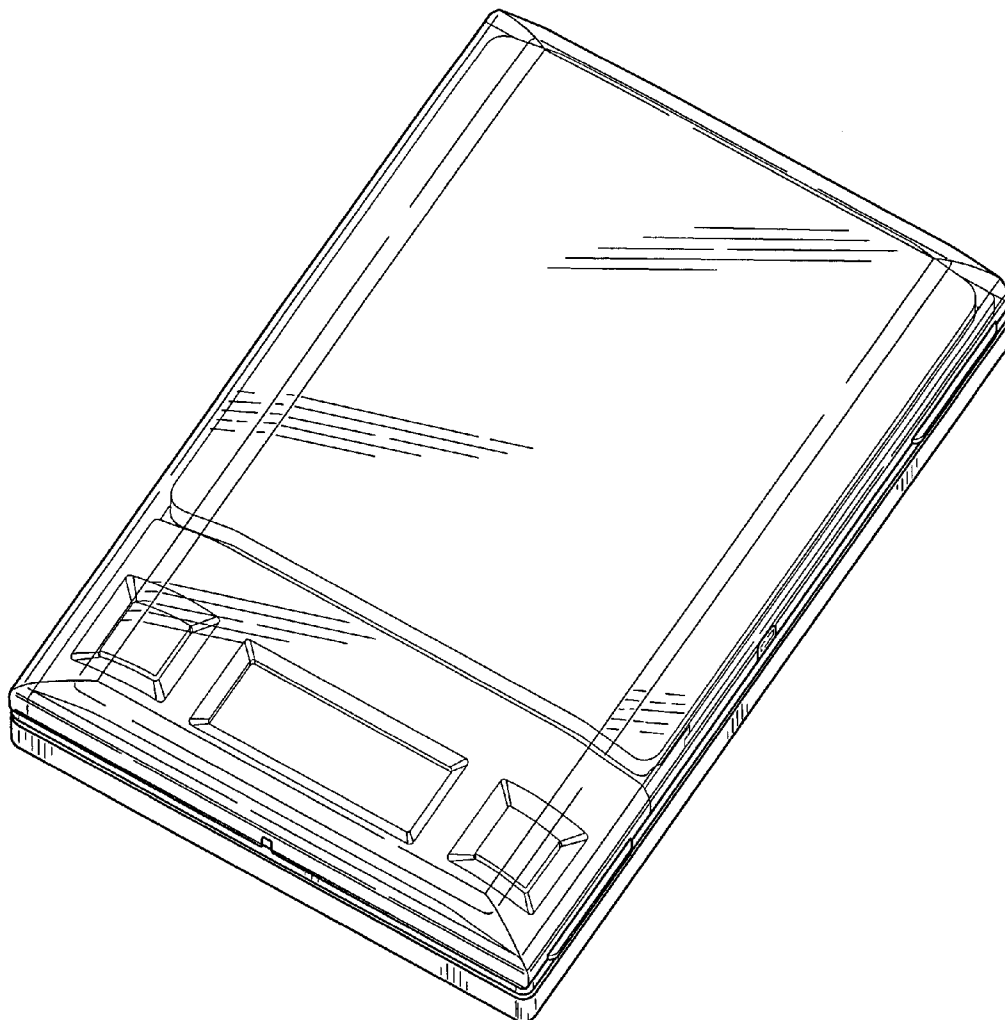
(56) **References Cited**

U.S. PATENT DOCUMENTS

D553,035 S * 10/2007 Huang D10/92
D578,420 S * 10/2008 Kesselman D10/91

FIG. 1 is a perspective view.
FIG. 2 is a front view.
FIG. 3 is a rear view.
FIG. 4 is a left side view.
FIG. 5 is a right side view.
FIG. 6 is a top view; and,
FIG. 7 is a bottom view.

1 Claim, 5 Drawing Sheets



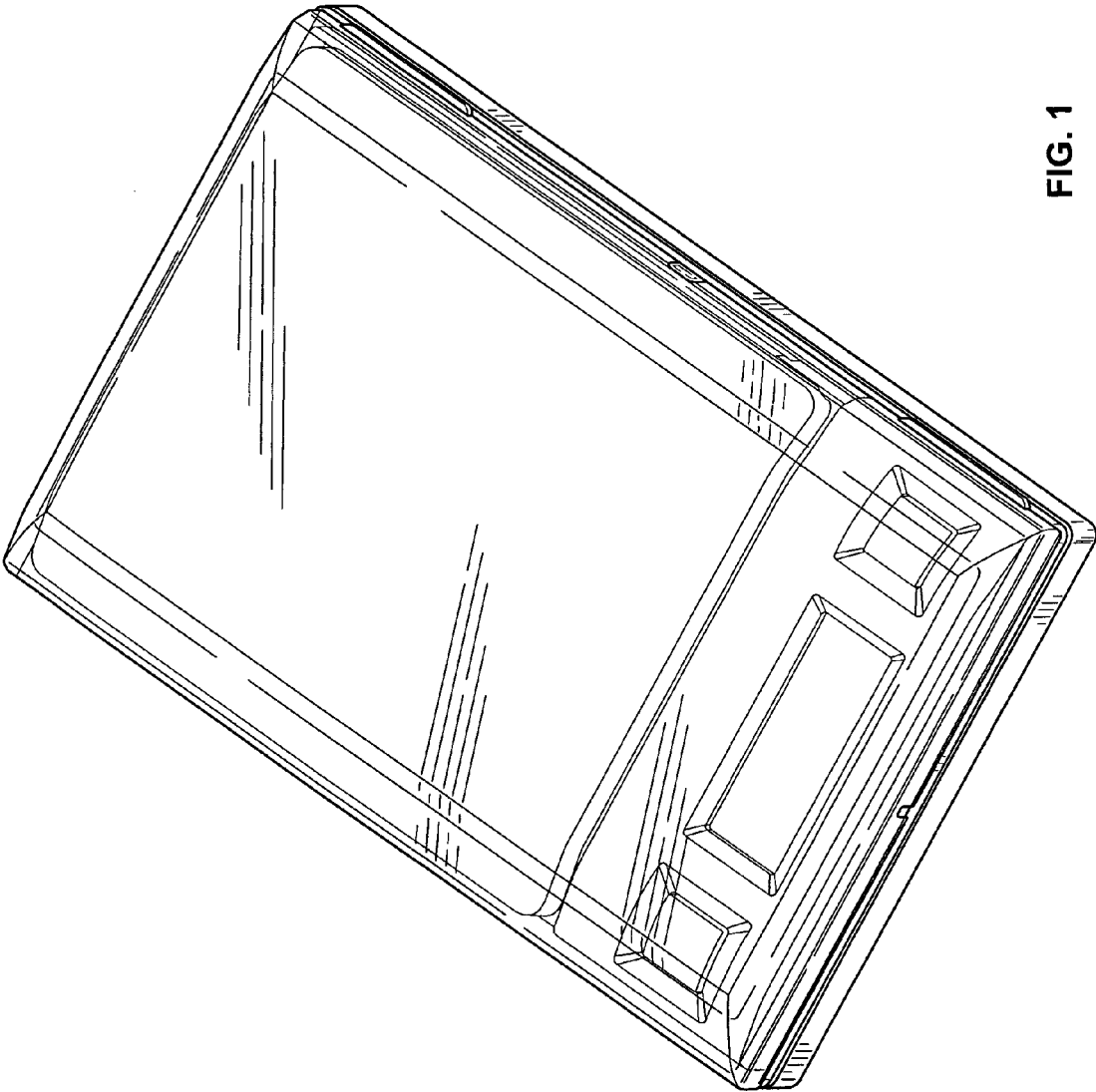


FIG. 1




FIG. 2

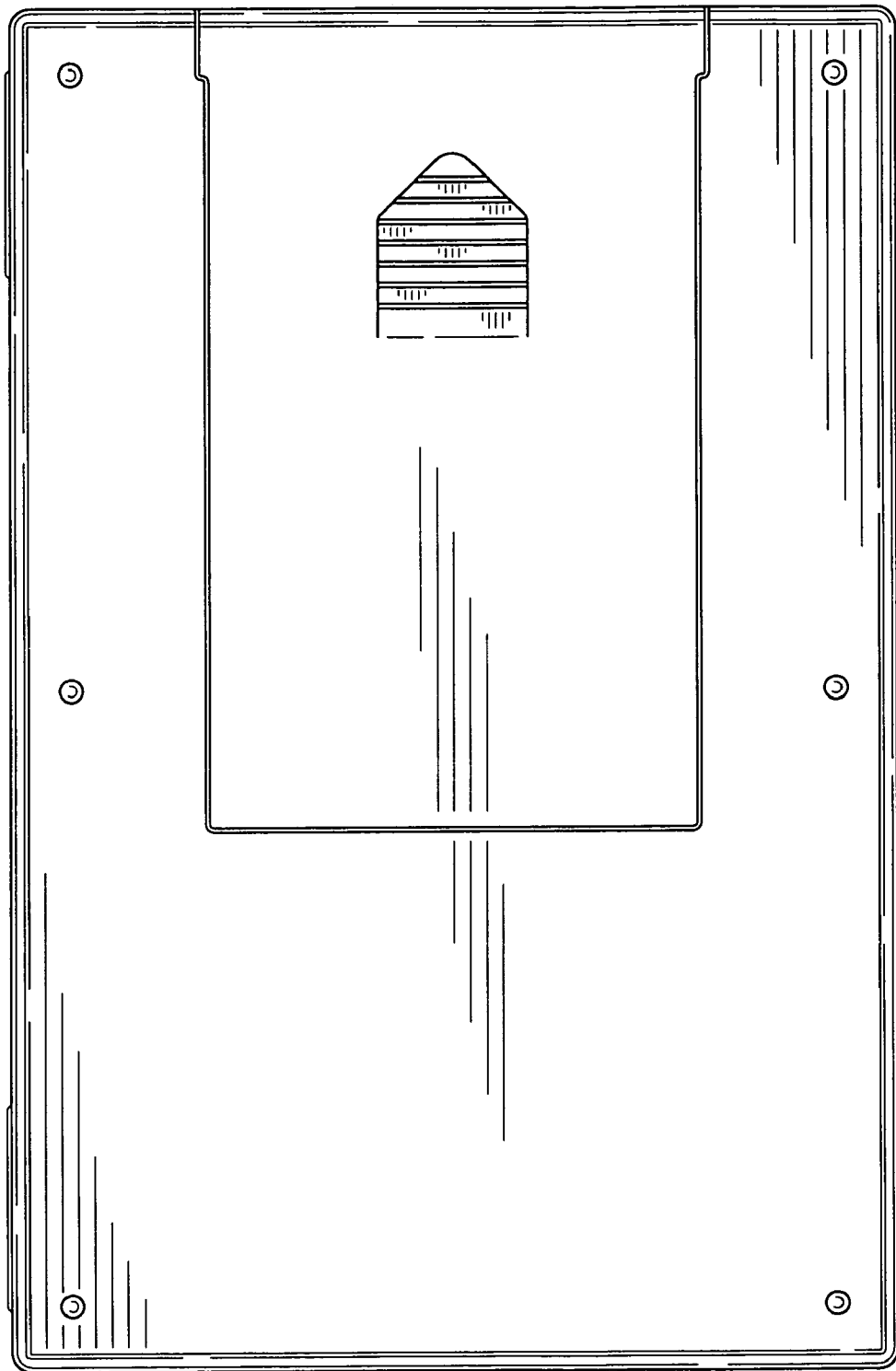


FIG. 3

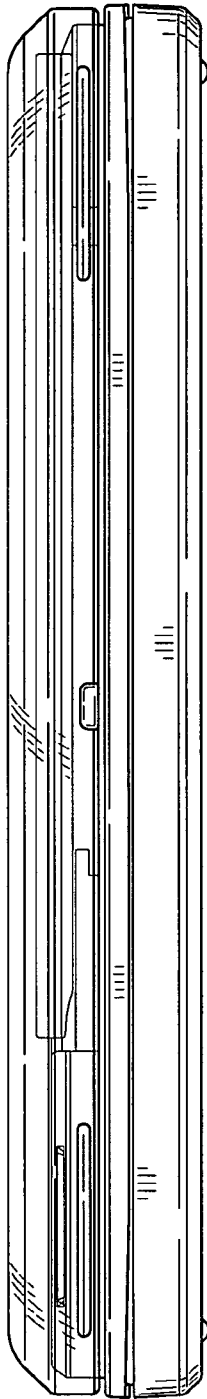


FIG. 4

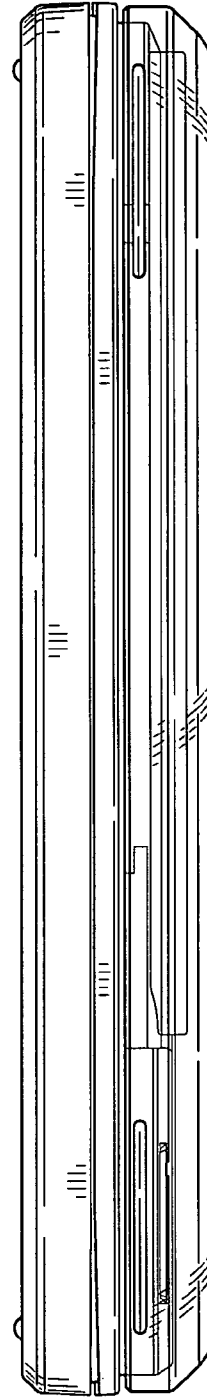


FIG. 5

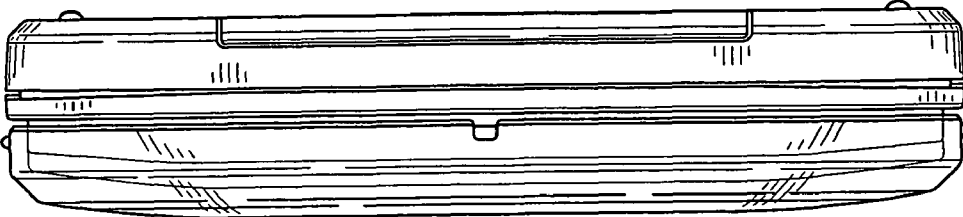


FIG. 6

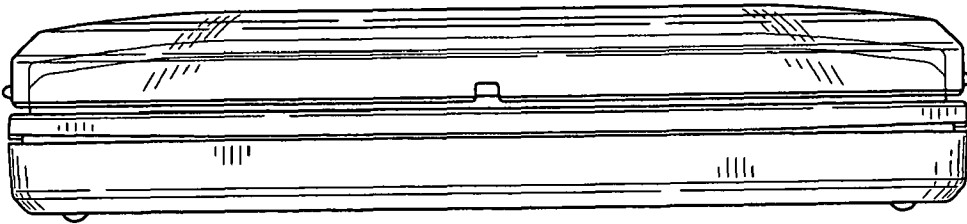


FIG. 7