United States Patent [19]

Ashmun, Jr.

[11] **Patent Number: Des. 281,864**

[45] **Date of Patent: ** Dec. 24, 1985**

[54] **ELECTRONIC INSTRUMENT METER COVER**

[75] Inventor: **David S. Ashmun, Jr.**, Bellevue, Wash.

[73] Assignee: **John Fluke Mfg. Co., Inc.**, Everett, Wash.

[**] Term: **14 Years**

[21] Appl. No.: **503,555**

[22] Filed: **Jun. 13, 1983**

[52] **U.S. Cl.** **D10/80**; D10/78; D10/103

[58] **Field of Search** D10/80, 103, 75, 78; 324/156, 115, 73, 725

[56] **References Cited**

U.S. PATENT DOCUMENTS

D. 239,007 3/1976 Kato D10/75
D. 261,488 10/1981 Lindsay D10/78
D. 263,208 3/1982 Read D10/80

OTHER PUBLICATIONS

Fluke® Ad Flyer-For 8025A Multimeter With C-20 Hard Case-rear of page ©1983.

Primary Examiner—Nelson C. Holtje
Attorney, Agent, or Firm—Mikio Ishimaru

[57] **CLAIM**

The ornamental design for an electronic instrument meter cover, as shown and described.

DESCRIPTION

FIG. **1** is a front elevational view of an electronic instrument meter cover showing my new design;
FIG. **2** is a bottom plan view thereof;
FIG. **3**is a left side elevational view thereof, the right side being a mirror image thereto;
FIG. **4** is a top plan view thereof;
FIG. **5** is a rear elevational view thereof.

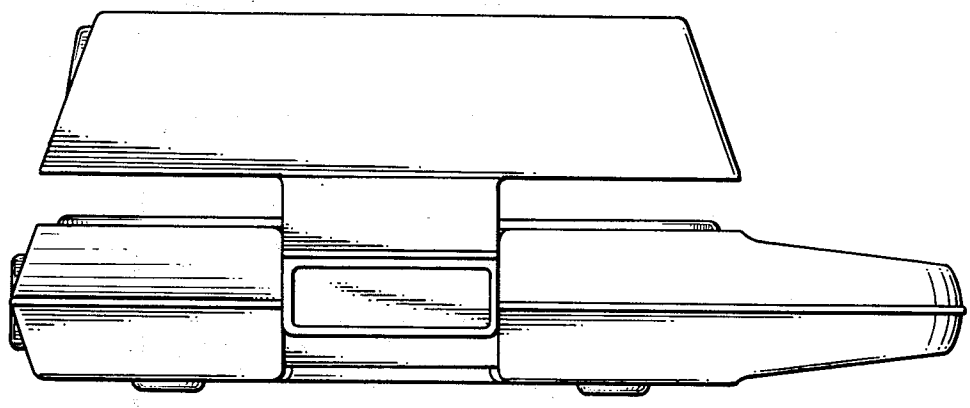

FIG. 1

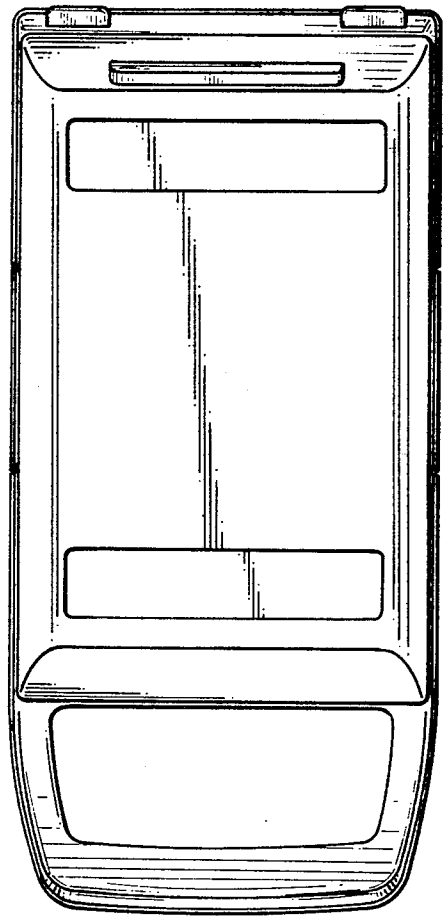

FIG. 2

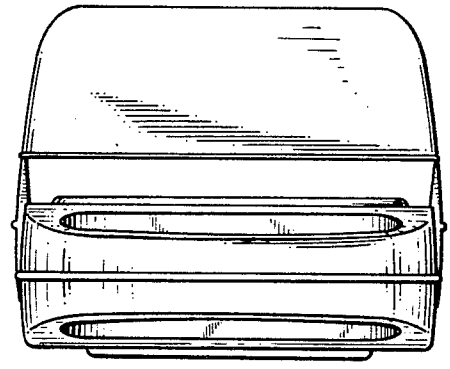

FIG. 3

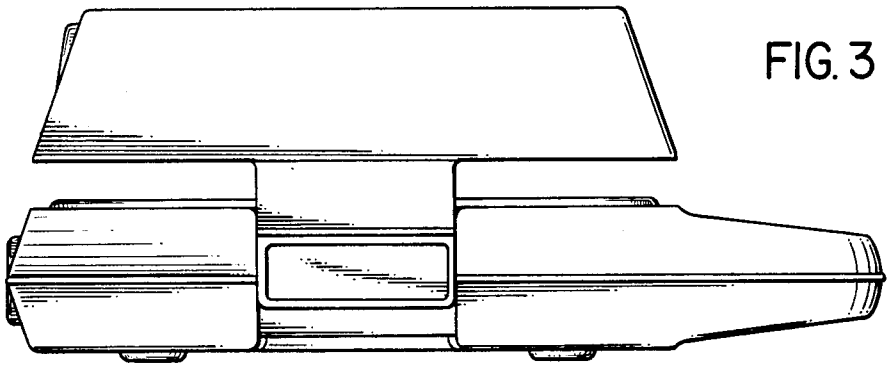

FIG. 4

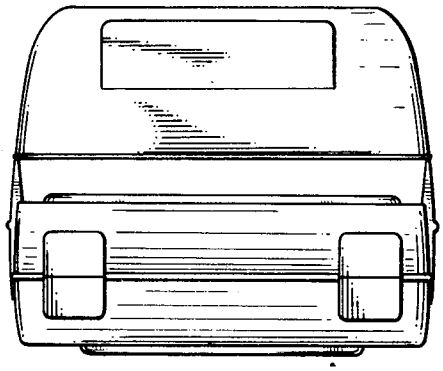

FIG. 5

