



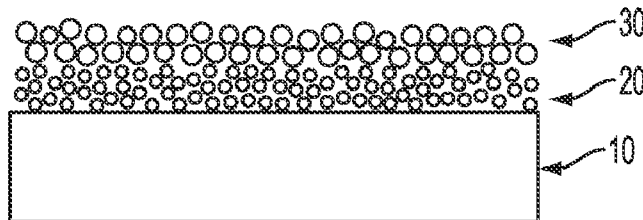
- (51) **International Patent Classification:**  
E01C 7/00 (2006.01) C09K 17/00 (2006.01)  
E01C 21/00 (2006.01)
- (21) **International Application Number:**  
PCT/US2013/026431
- (22) **International Filing Date:**  
15 February 2013 (15.02.2013)
- (25) **Filing Language:** English
- (26) **Publication Language:** English
- (30) **Priority Data:**  
61/600,003 17 February 2012 (17.02.2012) US
- (72) **Inventor; and**
- (71) **Applicant : BRIEN, Joshua, V.** [US/US]; 120 E. Main Street, Apt. 1408, Lexington, Kentucky 40507 (US).
- (74) **Agents: MCCLURE, G., David, Jr.** et al.; 401 S. Fourth Street, Suite 2600, (2600) Brown & Williamson Tower, Louisville, Kentucky 40202 (US).
- (81) **Designated States** (*unless otherwise indicated, for every kind of national protection available*): AE, AG, AL, AM,

AO, AT, AU, AZ, BA, BB, BG, BH, BN, BR, BW, BY, BZ, CA, CH, CL, CN, CO, CR, CU, CZ, DE, DK, DM, DO, DZ, EC, EE, EG, ES, FI, GB, GD, GE, GH, GM, GT, HN, HR, HU, ID, IL, IN, IS, JP, KE, KG, KM, KN, KP, KR, KZ, LA, LC, LK, LR, LS, LT, LU, LY, MA, MD, ME, MG, MK, MN, MW, MX, MY, MZ, NA, NG, NI, NO, NZ, OM, PA, PE, PG, PH, PL, PT, QA, RO, RS, RU, RW, SC, SD, SE, SG, SK, SL, SM, ST, SV, SY, TH, TJ, TM, TN, TR, TT, TZ, UA, UG, US, UZ, VC, VN, ZA, ZM, ZW.

- (84) **Designated States** (*unless otherwise indicated, for every kind of regional protection available*): ARIPO (BW, GH, GM, KE, LR, LS, MW, MZ, NA, RW, SD, SL, SZ, TZ, UG, ZM, ZW), Eurasian (AM, AZ, BY, KG, KZ, RU, TJ, TM), European (AL, AT, BE, BG, CH, CY, CZ, DE, DK, EE, ES, FI, FR, GB, GR, HR, HU, IE, IS, IT, LT, LU, LV, MC, MK, MT, NL, NO, PL, PT, RO, RS, SE, SI, SK, SM, TR), OAPI (BF, BJ, CF, CG, CI, CM, GA, GN, GQ, GW, ML, MR, NE, SN, TD, TG).

**Published:**  
— with international search report (Art. 21(3))

(54) **Title:** INTERMEDIATE PAVING MATERIAL



**FIG. 1**

(57) **Abstract:** Disclosed is a paving material which is useful to accommodate efficient movement of heavy loads, including but not limited to heavy loads necessitated by large-scale agricultural operations. Also disclosed is a process for producing such a paving material.

WO 2013/123391 A1

## INTERMEDIATE PAVING MATERIAL

---

### CROSS-REFERENCE TO RELATED APPLICATIONS

**[0001]** Priority is claimed on the basis of United States Provisional Application No. 61/600,003, filed 17 February 2012, which is incorporated herein by reference in its entirety.

### FIELD OF THE INVENTION

**[0002]** The field relates in various embodiments to a paving material which will accommodate efficient movement of heavy loads, including but not limited to heavy loads necessitated by large-scale agricultural operations.

### BACKGROUND OF THE INVENTION

**[0003]** According to the World Business Council on Sustainable Development, the three “pillars” of sustainable development are economic growth, ecological balance and social progress, and one cannot have any one without the others.

**[0004]** Large-scale agricultural operations bear upon economic growth, ecological balance and social progress. In particular, crop planting, harvesting and maintenance operations continue to grow in scale with regard to both equipment size and tonnage of materials handled. The need exists for reliable pavement surfaces

which will accommodate efficient movement of heavy loads between farm and market; however, the life cycle cost of “high type” pavement prohibits investment in areas which see the majority of their utilization within a few weeks per year – utilized during times of planting and harvesting.

**[0005]** Increased use of “high type” pavement in developed countries may be regarded as a long-term operational burden for governments, as maintenance costs associated with “high type” pavement require significant sources of ongoing funding. Conversion of existing secondary or farm to market roads into “high type” pavements may be properly regarded as suitable only if specific objectives may be attained – increased utilization, safety, etc.

**[0005]** There is accordingly a long-felt need for a durable material which will support efficient transfer of heavy loads while being significantly more economical in terms of both initial construction costs and long term maintenance costs when compared with existing “high type” pavements. There is a long-felt need for erosion mitigation in sections of farm to market and secondary roads which are most susceptible to washout and other erosive processes and events. There is also a long-felt need to for a paving material adaptable in terms of total cost to various long term road performance specifications. Additionally, there is a long-felt need for an environmentally favorable pavement material useful for mitigating erosion of embankments, shorelines, river banks and the like and accordingly providing a suitable, cost effective, sustainable building type alternative to use of traditional pavement materials, whether they be rigid (concrete) or elastic (asphalt).

#### **SUMMARY OF THE INVENTION**

**[0006]** In various embodiments, a material such as is described herein may be constructed on a surface through steps including a disposition of a concentrated polymer on the surface to form a polymer layer; a disposition of a construction material on the polymer layer to form a construction material layer; a disposition of a diluent on the construction material layer to form a compactible mixture; and a compaction of the compactible mixture.

**[0007]** In various embodiments, a material such as is described herein may be made according to a method for improving the durability of a dirt or gravel road, the method comprising:

(a) applying a superior surface to said road, said superior surface comprising a plurality of layers of durability-enhancing compositions and a diluent;  
one of said layers of durability-enhancing compositions, an inferior layer, consisting essentially of:

(i) a dry latex polymer powder or an aqueous dispersion of a latex polymer;

(ii) dry lime or an aqueous solution of lime;

(iii) a substantially dry mixture of latex polymer and lime; or

(iv) an aqueous dispersion comprising lime and latex polymer;

another of said layers of durability-enhancing compositions, a particulate layer, consisting essentially of a particulate matter, said particulate matter comprising a conventional building material or a waste material;

and wherein the inferior layer is inferior to the particulate layer and is in direct contact with the dirt or gravel road;

and,

(b) compacting the superior surface;

thereby improving the durability of the dirt or gravel road.

#### **BRIEF DESCRIPTION OF THE SEVERAL VIEWS OF THE DRAWINGS**

**[0008]** Fig. 1 shows an existing road or surface atop which has been placed a polymer layer, and atop which polymer layer has been placed a lime layer.

**[0009]** Fig. 2 shows an existing road or surface atop which has been placed a polymer layer, atop which polymer layer has been placed a lime layer, and atop which lime layer has been placed a construction material layer.

**[0010]** Fig. 3 shows mixing that has taken place through the application of force by compaction of a construction material layer, a lime layer beneath the construction material layer, and a polymer layer beneath the lime layer, atop an existing road or surface.

[0011] Fig. 4 shows an intermediate paving material made through the application of force by compaction of a construction material layer, a lime layer beneath the construction material layer, and a polymer layer beneath the lime layer, atop an existing road or surface.

#### **DETAILED DESCRIPTION OF THE PREFERRED EMBODIMENT**

[0012] The present invention now will be described more fully hereinafter. This invention may, however, be embodied in many different forms and should not be construed as limited to the embodiments set forth herein; rather, these embodiments are provided so that this disclosure will be thorough and complete, and will fully convey the scope of the invention to those skilled in the art. As used in this specification and the claims, the singular forms "a," "an," and "the" include plural referents unless the context clearly dictates otherwise. "Or" as in "A or B" is conjunctive, not disjunctive, and accordingly in this instance means at least one member of the set {A, B}.

[0013] For soil stabilization, processes and/or materials known in the art have embodied a "top down" strategy for material application and subsequent stabilization. An embodiment of a "top down" strategy for soil stabilization known in the art may form a durable layer near the top of the stabilization surface. In the event of prior scarification, an embodiment of a "top down" application strategy known in the art may tend to form a layer of increasing resistance to erosion correlated to geometry or pattern of the scarifying device. When erosion occurs, or there is more generally any wearing away by application of force from without of an embodiment of a "top down" strategy known in the art, once the most durable layer is compromised, erosion may take place throughout the full depth of the material.

[0014] A material such as is described herein may be made according to a "bottom up" strategy in which there may be migration of constituents from each applied layer into adjacent or further distant layers, for example, including by diffusion, thus forming a somewhat monolithic pavement material which may for example possess an increasing durability profile with depth of intermediate pavement. A "bottom up" strategy such as is embodied by a material such as is described herein can provide either a uniform or a somewhat increasing profile of erosion resistance with depth of intermediate pavement. Such an increase in erosion resistance with

pavement depth allows visible recognition of potential failure zones far in advance of total “wash out”, thus lessening future maintenance costs while maintaining efficient flow of goods from farm to market.

**[0015]** A material such as is described herein delivers an economical alternative for “high type” pavement materials known in the art. A material such as is described herein can provide a platform for production of sustainable pavement by incorporating locally available components, either virgin or recycled, with latex polymers in a particular sequence which minimizes labor input by utilizing what may be regarded as a preferable concentration gradient when producing the pavement material. A material such as is described herein places either a layer or layers of binding material(s) onto an existing road surface or construction surface. The layer(s) of binding materials do not necessarily need to be the first layer of addition; however, the binding materials may preferably reside in a lower portion of the pavement being constructed for optimal heat, mass and momentum transfer. The binding materials are then covered with road building materials (construction materials) by any number of suitable means. A diluent material is then added to the road building materials by any sufficient means of diluent material addition. Other layer(s) of materials may be added to the construction process after addition of diluent. The binding material(s), construction material(s), diluent material(s) and any other layer(s) of material(s) are then compacted by any sufficient means of compaction. A preferred packing mechanism enhances diffusion of diluent through layer(s) of construction materials. Due to the effect of energy input from compacting and to diffusion of diluent materials, constituents contained in the layer(s) of binding materials will begin to diffuse through layers of construction materials ultimately resulting in a pavement material with somewhat monolithic properties. A pavement material such as is described herein does not require prior preparation of a surface on which the material is made. Prior preparation of the surface may be utilized, for example, if prior preparation will result in potential benefits providing further sustainability, with examples being either increased durability or favorable cost.

**[0016]** A process such as is described herein produces a bound, somewhat monolithic pavement layer utilizing a majority of common farm to market and secondary road construction materials in combination with latex polymer and optionally other binding materials. The finished, somewhat monolithic paving

material is more resistant to erosion when compared with a variety of farm to market and secondary roads known in the art. Such erosion mitigation will reduce long term maintenance costs for roads constructed according to a process such as is described herein. A process such as is described herein provides a method to improve specific, problematic portions of farm to market or secondary road with a plurality of locally available materials, allowing resources to be focused on short distances of problematic road while optionally leaving any unreconstructed portion of road and its associated maintenance costs unchanged. A process such as is described herein provides a means for improving performance of existing farm to market and secondary roads while reducing future maintenance costs of said roads.

**[0017]** A user of a process such as is described herein or a prospective purchaser of an amount of material such as is described herein may specify long term pavement material performance in terms of total cost. One may control both project cost and road durability by varying total latex polymer content. For example, a 500m length of red gravel and clay farm to market road with 5% grade in Graves County Kentucky may endure traffic associated with heavy equipment needed to sustain planting and harvesting operations for a period of five years if the road is constructed with overall polymer solids content of 10%; whereas, the same length of road if constructed with overall polymer solids content of 5% may endure traffic associated with planting and harvesting activities for a period of two years before a need for additional maintenance arises.

**[0018]** An embodiment may comprise the following:

- Red gravel road
- Liquid latex polymer dispersion is added with polymer solids content of 50% (polymer solids range is 2% - 80%, as water to be added later before packing can be adjusted accordingly to ensure proper diffusion of polymer particles throughout intermediate paving material)
- Polymer is covered with additional material (2cm – 200cm, preferably 5cm -30cm, most preferably 6cm – 15cm)
- Lime is spread (either solid lime or solution) (can be at any point in the process including before polymer addition as

lime ensures basic environment for polymer film formation and is also beneficial for creating an increase in load bearing capacity effect when combined with clay)

- Water is added (diluent)
- Road is compacted

**[0019]** An embodiment may comprise the following:

- Red gravel road
- Dispersible polymer powder is added to surface to receive construction of intermediate paving material
- Polymer is covered with additional material (2cm – 200cm, preferably 5cm -30cm, most preferably 6cm – 15cm)
- Lime is spread (either solid lime or solution) (can be at any point in the process including before polymer addition as lime ensures basic environment for polymer film formation and is also beneficial for creating an increase in load bearing capacity effect when combined with clay)
- Water is added (diluent)
- Road is compacted

**[0020]** An embodiment may comprise the following:

- Red gravel road
- Liquid latex polymer dispersion is added with polymer solids content of 50% (realistic polymer solids range is 2% - 80% as water to be added later before packing can be adjusted accordingly to ensure proper diffusion of polymer particles throughout intermediate paving material)
- Polymer is covered with additional material (2cm – 200cm, preferably 5cm -30cm, most preferably 6cm – 15cm)



- Waste material (coal ash, ground granulated blast furnace slag (GGBS), recycle plastic, crushed brick, recycled asphalt, crushed concrete, recycled glass, shredded tires, etc)
- Lime is spread (either solid lime or solution) (can be at any point in the process including before polymer addition as lime ensures basic environment for polymer film formation and is also beneficial for creating an increase in load bearing capacity effect when combined with clay)
- Water is added (diluent)
- Road is compacted

**[0021]** An embodiment may comprise the following:

- Red gravel road
- Dispersible polymer powder is added to surface to receive construction of intermediate paving material
- Polymer is covered with additional material (2cm – 200cm, preferably 5cm -30cm, most preferably 6cm – 15cm)
- Waste material (coal ash, ground granulated blast furnace slag (GGBS), recycle plastic, crushed brick, recycled asphalt, crushed concrete, recycled glass, shredded tires, etc)
- Lime is spread (either solid lime or solution) (can be at any point in the process including before polymer addition as lime ensures basic environment for polymer film formation and is also beneficial for creating an increase in load bearing capacity effect when combined with clay)
- Water is added (diluent)
- Road is compacted

**[0022]** An embodiment may comprise the following:

- Dirt road

- Liquid latex polymer dispersion is added with polymer solids content of 50% (polymer solids range is 2% - 80% as water to be added later before packing can be adjusted accordingly to ensure proper diffusion of polymer particles throughout intermediate paving material)
- Polymer is covered with additional material (2cm – 200cm, preferably 5cm -30cm, most preferably 6cm – 15cm)
- Lime is spread (either solid lime or solution) (can be at any point in the process including before polymer addition as lime ensures basic environment for polymer film formation and is also beneficial for creating an increase in load bearing capacity effect when combined with clay)
- Water is added (diluent)
- Road is compacted

**[0023]** An embodiment may comprise the following:

- Dirt road
- Dispersible polymer powder is added to surface to receive construction of intermediate paving material
- Polymer is covered with additional material (2cm – 200cm, preferably 5cm -30cm, most preferably 6cm – 15cm)
- Lime is spread (either solid lime or solution) (can be at any point in the process including before polymer addition as lime ensures basic environment for polymer film formation and is also beneficial for creating an increase in load bearing capacity effect when combined with clay)
- Water is added (diluent)
- Road is compacted

**[0024]** An embodiment may comprise the following:

- Dirt road

- Liquid latex polymer dispersion is added with polymer solids content of 50% (polymer solids range is 2% - 80% as water to be added later before packing can be adjusted accordingly to ensure proper diffusion of polymer particles throughout intermediate paving material)
- Polymer is covered with additional material (2cm – 200cm, preferably 5cm -30cm, most preferably 6cm – 15cm)
- Waste material (coal ash, ground granulated blast furnace slag (GGBS), recycle plastic, shredded tires, etc)
- Lime is spread (either solid lime or solution) (can be at any point in the process including before polymer addition as lime ensures basic environment for polymer film formation and is also beneficial for creating an increase in load bearing capacity effect when combined with clay)
- Water is added (diluent)
- Road is compacted

**[0025]** An embodiment may comprise the following:

- Dirt road
- Dispersible polymer powder is added to surface to receive construction of intermediate paving material
- Polymer is covered with additional material (2cm – 200cm, preferably 5cm -30cm, most preferably 6cm – 15cm)
- Waste material (coal ash, ground granulated blast furnace slag (GGBS), recycle plastic, crushed brick, recycled asphalt, crushed concrete, recycled glass, shredded tires, etc)
- Lime is spread (either solid lime or solution) (can be at any point in the process including before polymer addition as lime ensures basic environment for polymer film formation and is also beneficial for creating an increase in load bearing capacity effect when combined with clay)

- Water is added (diluent)
- Road is compacted

**[0026]** An embodiment may comprise the following:

- Limestone gravel road
- Liquid latex polymer dispersion is added with polymer solids content of 50% (polymer solids range is 2% - 80% as water to be added later before packing can be adjusted accordingly to ensure proper diffusion of polymer particles throughout intermediate paving material)
- Polymer is covered with additional material (2cm – 200cm, preferably 5cm -30cm, most preferably 6cm – 15cm)
- Lime is spread (either solid lime or solution) (can be at any point in the process including before polymer addition as lime ensures basic environment for polymer film formation and is also beneficial for creating an increase in load bearing capacity effect when combined with clay)
- Water is added (diluent)
- Road is compacted

**[0027]** An embodiment may comprise the following:

- Limestone gravel road
- Dispersible polymer powder is added to surface to receive construction of intermediate paving material
- Polymer is covered with additional material (2cm – 200cm, preferably 5cm -30cm, most preferably 6cm – 15cm)
- Lime is spread (either solid lime or solution) (can be at any point in the process including before polymer addition as lime ensures basic environment for polymer film formation and is also beneficial for creating an increase in load bearing capacity effect when combined with clay)

- Water is added (diluent)
- Road is compacted

**[0028]** An embodiment may comprise the following:

- Limestone gravel road
- Liquid latex polymer dispersion is added with polymer solids content of 50% (polymer solids range is 2% - 80% as water to be added later before packing can be adjusted accordingly to ensure proper diffusion of polymer particles throughout intermediate paving material)
- Polymer is covered with additional material (2cm – 200cm, preferably 5cm -30cm, most preferably 6cm – 15cm)
- Waste material (coal ash, ground granulated blast furnace slag (GGBS), recycle plastic, shredded tires, etc)
- Lime is spread (either solid lime or solution) (can be at any point in the process including before polymer addition as lime ensures basic environment for polymer film formation and is also beneficial for creating an increase in load bearing capacity effect when combined with clay)
- Water is added (diluent)
- Road is compacted

**[0029]** An embodiment may comprise the following:

- Limestone gravel road
- Dispersible polymer powder is added to surface to receive construction of intermediate paving material
- Polymer is covered with additional material (2cm – 200cm, preferably 5cm -30cm, most preferably 6cm – 15cm)
- Waste material (coal ash, ground granulated blast furnace slag (GGBS), recycle plastic, crushed brick, recycled asphalt, crushed concrete, recycled glass, shredded tires, etc)

- Lime is spread (either solid lime or solution) (can be at any point in the process including before polymer addition as lime ensures basic environment for polymer film formation and is also beneficial for creating an increase in load bearing capacity effect when combined with clay)
- Water is added (diluent)
- Road is compacted

**[0030]** Dispersible polymer powders are characterized such that they disperse readily into their constituent polymer components when exposed to water thereby forming a tough, elastic water resistant polymer film. Examples include but are not limited to Vinnapas 5044N, Vinnapas 5010N and Vinnapas 8031H. Such polymers are based on one or more monomers from the group consisting of vinyl esters, (meth)acrylates, vinyl aromatics, olefins, 1,3-dienes and vinyl halides and, if required, further monomers copolymerizable therewith.

**[0031]** Suitable vinyl esters are those of carboxylic acids having 1 to 12 C atoms. Vinyl acetate, vinyl propionate, vinyl butyrate, vinyl 12-ethylhexanoate, vinyl laurate, 1-methylvinyl acetate, vinyl pivalate and vinyl esters of alpha branched monocarboxylic acids having 9 to 11 C atoms, for example VeoVa® or VeoVa10® (trade names of Resolution Performance Products), are preferred. Vinyl acetate is particularly preferred.

**[0032]** Suitable acrylate and methacrylate monomers include esters of straight chain or branched alcohols having 1 to 15 C atoms. Preferred methacrylates or acrylates are methyl acrylate, methyl methacrylate, ethyl acrylate, ethyl methacrylate, propyl acrylate, propyl methacrylate, n-butyl acrylate, n-butyl methacrylate, ter-butyl acrylate, ter-butyl methacrylate and 2-ethylhexyl acrylate, methyl methacrylate, n-butyl acrylate, tert-butyl acrylate and 2-ethylhexyl acrylate are particularly preferred. Preferred vinyl aromatics are styrene, methylstyrene and vinyltoluene. A preferred vinyl halide is vinyl chloride. The preferred olefins are ethylene and propylene, and the preferred dienes are 1,3 butadiene and isoprene.

**[0033]** If required, 0.1 to 5% by weight, based on the total weight of the copolymer, of auxiliary monomers may also be copolymerized. Preferably, 0.5 to 2.5% by weight of auxiliary monomers is used. Examples of auxiliary monomers are

ethylenically unsaturated mono and dicarboxylic acids, preferably acrylic acid, methacrylic acid, ethylenically unsaturated carboxamides and carbonitriles, preferably acrylamide and acrylonitrile, and ethylenically unsaturated sulfonic acids and their salts, preferably vinyl sulfonic acid and 2-acrylamido-2-methylpropane sulfonic acid. Further examples are precrosslinking co-monomers such as polyethylenically unsaturated comonomers, for example divinyl adipate or triallyl cyanurate, or postcrosslinking comonomers, for example N-methylolacrylamide (NMA), N-methylol-methacrylamide, alkyl ethers, such as the isobutoxy ether, or esters of N-methylolacrylamide. Comonomers having epoxide functional groups, such as glycidyl methacrylate and glycidyl acrylate are also suitable. Further examples of comonomers having silican functional groups are also suitable.

**[0034]** The choice of monomer or the choice of the amounts by weight of the comonomers is made in such a way that in general a glass transition temperature of -50°C to +50°C, preferably -30°C to +40°C and most preferably -10°C to +20°C. The glass transition temperature  $T_g$  of the polymer can be determined in a known manner by means of differential scanning calorimetry (DSC). The glass transition temperature can also be calculated beforehand through use of the Fox equation according to T.G. Fox, Bull. Am. Phys. Soc. 1, 3, page 123 (1956). The following is applicable:  $1/T_g = x_1/T_{g1} + x_2/T_{g2} + \dots + x_n/T_{gn}$ , where  $x_n$  is the mass fraction (% by weight / 100) of the monomer  $n$  and  $T_{gn}$  is the glass transition temperature in Kelvin of the homopolymer of the monomer  $n$ .  $T_g$  values for homopolymers appear in Polymer Handbook, 2nd Edition, J. Wiley and Sons (1975).

**[0035]** Particularly preferred are homopolymers and copolymers of vinyl ester monomers, particularly vinyl acetate. Most preferred are polyvinyl acetate, copolymers of vinyl acetate and ethylene, copolymers comprising vinyl acetate, ethylene and a vinylester(s) of alpha branched monocarboxylic acids having 9 to 11 C atoms, it being possible for any of said polymers also to contain, if required, any one or more of the above mentioned auxiliary monomers.

**[0036]** Dispersible polymer powders are characterized such that they disperse readily into their constituent polymer components when exposed to water thereby forming a tough, elastic water resistant polymer film. At the present, a few examples from the vast possibilities of such products which are copolymers of vinyl acetate and ethylene are Vinnapas 5044N and Vinnapas 5010N. Thermoplastic latexes are not

limited examples such as copolymers of vinyl acetate / ethylene (VAE or EVA), terpolymers of vinyl acetate / ethylene / vinyl chloride (VAE/VC), terpolymers of vinyl acetate / ethylene / veova (VAE/Veova), VAE/Veova/VC.

**[0037]** A latex polymer powder may be included in intermediate pavement design in a range from 2 to 70%. Preferred dispersible polymer powder design amounts are a range from 2 to 10%. Most preferred dispersible polymer powder mix design amounts are in the range from 2 to 8%.

**[0038]** The term “waste material” refers for example to coal combustion by-products, granulated blast furnace slag, ground granulated blast furnace slag, silica fume, recycled concrete, recycled aggregate, crushed brick, crumb rubber, shredded tires, shredded plastics, various geometries of plastic waste materials, etc. Coal combustion by-products include but are not limited to class C fly ash, class F fly ash, non-classified coal ash, bottom ash, cinders and materials from fluidized bed operations. Fly ash consists of finely divided ashes produced by burning pulverized coal in power plants. Fly ash is typically removed from combustion gas streams by some sort of mechanical device –examples are filter baghouses and electrostatic precipitators. When either bituminous or subbituminous coal or lignite is burned at high temperature, the mineral combustion products melt into fused droplets. The subsequent sudden cooling transforms the fused droplets partly or entirely into spherical glass particles. The chemical composition of the fly ash depends upon the mineral composition of the coal gangue –the inorganic part of the coal. ASTM C618 identifies two types of fly ash –class C and class F. Class C fly ash is often referenced for having higher concentrations of calcium containing materials such as lime.

**[0039]** Granulated and pelletised blastfurnace slag is produced by the rapid quenching of molten blastfurnace slag as it passes through spraying water followed by either a granulating process or a pelletizing process. The resulting material is largely glassy with typically at least 95 percent being glass exhibiting a composition close to that of the bulk composition, and the balance being crystals of either melilite or merwinite with some oldhamite and native iron.

**[0040]** Waste materials may be included in intermediate pavement designs in a range from 2 to 90%. Preferred waste material mix design amounts range from 40



to 80%. Most preferred waste material mix design amounts range from 50 to 60% by mass of the total dry mix.

[0041] Drawings and examples such as follow further illustrate the invention but do not limit its scope.

[0042] **Fig. 1** shows an existing road or surface **10** atop which has been placed a polymer layer **20**, and atop which polymer layer has been placed a lime layer **30**.

[0043] **Fig. 2** shows an existing road or surface **10** atop which has been placed a polymer layer **20**, atop which polymer layer has been placed a lime layer **30**, and atop which lime layer has been placed a construction material layer **40**.

[0044] **Fig. 3** shows mixing that has taken place through the application of force by compaction of a construction material layer, a lime layer beneath the construction material layer, and a polymer layer beneath the lime layer, atop an existing road or surface **10**.

[0045] **Fig. 4** shows an intermediate paving material **50** made through the application of force by compaction of a construction material layer, a lime layer beneath the construction material layer, and a polymer layer beneath the lime layer, atop an existing road or surface.

[0046] A material such as is described herein may be packaged, either individually or in entirety, for sale to a “do it yourself” (DIY) customer. Such packaged materials are used in a construction process such as is described herein; however, such DIY jobs are typically on a small scale. One may remove a packaged material such as is described herein contained in a package from the package and place it atop a surface. One may then cover the placed material with construction materials, add a diluent and compact the entirety of what has been placed atop the surface.

[0047] An example of a packaged material such as is described herein is a blend consisting of VAE dispersible polymer powder combined with an air lime in the range of 95% VAE DPP / 5% air lime to 5% VAE DPP / 95% air lime prepackaged and ready for sale.

[0048] An example of a packaged material such as is described herein is a blend consisting of VAE dispersible polymer powder, an air lime and a waste material

with the individual constituent material ranges from 5% to 95% each such that the sum of the constituent materials equals 100%.

**[0049]** An example of a packaged material such as is described herein is a bundle consisting of VAE liquid dispersion and a solid air lime pre-packaged in separate containers and sold together as a bundled unit for the purpose of improving the durability of a gravel or dirt road.

**[0050]** An example of a packaged material such as is described herein is a bundle consisting of VAE liquid dispersion and a lime solution pre-packaged in separate containers and sold together as a bundled unit for the purpose of improving the durability of a gravel or dirt road.

**[0051]** An example of a packaged material such as is described herein is a bundle consisting of VAE liquid dispersion, a solid air lime, and a solid waste material pre-packaged in separate containers and sold together as a bundled unit for the purpose of improving the durability of a gravel or dirt road.

**[0052]** An example of a packaged material such as is described herein is a bundle consisting of VAE liquid dispersion, a lime solution and a solid waste material pre-packaged in separate containers and sold together as a bundled unit for the purpose of improving the durability of a gravel or dirt road.

**[0053]** Further example 1. A process for improving the durability of a dirt or gravel road, the method comprising:

(a) applying a superior surface to said road, said superior surface comprising a plurality of layers of durability-enhancing compositions and a diluent;

one of said layers of durability-enhancing compositions, an inferior layer, consisting essentially of:

(i) a dry latex polymer powder or an aqueous dispersion of a latex polymer;

(ii) dry lime or an aqueous solution of lime;

(iii) a substantially dry mixture of latex polymer and lime; or

(iv) an aqueous dispersion comprising lime and latex polymer;

another of said layers of durability-enhancing compositions, a particulate layer, consisting essentially of a particulate matter, said

particulate matter comprising a conventional building material or a waste material;

and wherein the inferior layer is inferior to the particulate layer and is in direct contact with the dirt or gravel road;

and,

(b) compacting the superior surface;

thereby improving the durability of the dirt or gravel road.

**[0054]** Further example 2. A process according to further example 1, wherein the inferior layer consists essentially of a dry latex polymer powder or an aqueous dispersion of a latex polymer.

**[0055]** Further example 3. A process according to further example 1, wherein the inferior layer consists essentially of dry lime or an aqueous solution of lime.

**[0056]** Further example 4. A process according to further example 1, wherein the inferior layer consists essentially of a substantially dry mixture of latex polymer and lime.

**[0057]** Further example 5. A process according to further example 1, wherein the inferior layer consists essentially of an aqueous dispersion comprising lime and latex polymer.

**[0058]** Further example 6. A method according to further example 1, wherein said particulate matter comprises a waste material.

**[0059]** Further example 7. A composition consisting essentially of a VAE dispersible polymer powder and an air lime, wherein the mass ratio of VAE dispersible polymer to air lime is between about 19:1 and about 1:19.

**[0060]** Further example 8. A composition consisting essentially of a VAE dispersible polymer powder and an air lime and a waste material, wherein the mass ratio of VAE dispersible polymer to air lime is between about 19:1 and about 1:19.

**[0061]** Further example 9. A composition according to further example 8, wherein the waste material comprises a coal combustion by-product, a granulated blast furnace slag, a ground granulated blast furnace slag, or a silica fume.

**[0062]** Further example 10. A composition according to further example 8, wherein the waste material consists essentially of a coal combustion by-product.

**[0063]** Further example 11. A kit for commercial sale comprising a composition according to further example 7 contained within a suitable container-closure system.

- [0064] Further example 12. A kit for commercial sale comprising a composition according to further example 8 contained within a suitable container-closure system.
- [0065] Further example 13. A kit for commercial sale comprising a composition according to further example 9 contained within a suitable container-closure system.
- [0066] Further example 14. A kit for commercial sale comprising a composition according to further example 10 contained within a suitable container-closure system.
- [0067] Further example 15. A kit for commercial sale comprising a VAE liquid dispersion contained within a first container-closure system and a lime material contained within a second container-closure system.
- [0068] Further example 16. A kit according to further example 15 wherein the lime material comprises a solid air lime.
- [0069] Further example 17. A kit according to further example 15 wherein the lime material comprises a lime solution.
- [0070] Further example 18. A kit according to further example 15 further comprising a waste material contained within a third container-closure system.
- [0071] Further example 19. A kit according to further example 18 wherein the lime material comprises a solid air lime.
- [0072] Further example 20. A kit according to further example 18 wherein the lime material comprises a lime solution.
- [0073] A surface the durability or performance of which may be improved by a material such as is described herein, or by a process such as is described herein, may be a road surface, a surface of a hiking trail, a surface of a bicycle path, a surface of a runway, and so forth. A surface the durability or performance of which may be improved by a material such as is described herein, or by a process such as is described herein, may be a surface of a trafficway, such as, for example, and not by way of limitation, a surface of a right of way, a highway, a pedestrian path, or a breezeway, or any surface suitable for transport or transit of vehicular traffic, aircraft traffic, bicycle traffic, pedestrian traffic, horse traffic, companion-animal traffic and the like.
- [0074] Compaction to make a material such as is described herein, or to perform a process such as is described herein, may be effected by a manual, pedal or

mechanized means. Compaction may be effected by repeated treading. Compaction may be effected by rolling of a road roller drawn by a draft animal such as a horse or a donkey or an ox or more generally a quadruped mammal. Compaction may be effected by rolling of a road roller pushed or drawn by a human being. Compaction may be effected by force applied by external diluent application such as by force applied by liquid or solid precipitation that has fallen during a severe thunderstorm or hailstorm. Compaction may be effected by a road roller such as a steamroller.

Compaction may be effected by any of the following roller types:

Pedestrian operated

- Rammer (bounce up and down)
- Walk-behind plate compactor/light
- Walk-behind plate compactor/heavy (with reverse)
- Trench roller (manual unit or radio-frequency remote control)
- Walk-behind roller/light (single drum)
- Walk-behind roller/heavy (double drum)

Ride-on smooth finish

- Tandem drum (static)
- Tandem drum (vibrating)
- Single drum roller
- Pneumatic-tire, a.k.a. rubber tire or multi-wheel
- Combination roller (single row of tires and a steel drum)
- Three point roller

Ride-on soil/landfill compactor with pads/feet/spikes

- Single drum roller
- 4-wheel
- 3-point
- Tandem drum

Other

- Tractor-mounted or tractor-powered
- Drawn roller or towed roller
- Impact compactor (uses a square or polygon drum to strike the ground hard for proof rolling or deep lift compacting)
- Drum roller with rubber coated drum
- Log skidder converted to compactor

Wheel loader converted to compactor

**[0075]** In an experimental application of inter alia a process such as is described herein and a making of a material such as is described herein, an experimental intermediate pavement was constructed in a rural area on a rudimentary farm road but without any scarifying or tilling work performed on the farm road prior to placement of polymer thereon. A “bottom up” construction methodology was employed therefor. Briefly, a concentrated layer of polymer was placed atop the rudimentary farm road. This was covered with construction materials and exposed to either dry lime or lime solution and compacted in the presence of a diluent ultimately leading to migration of the polymer upward from the initial concentrated layer toward the pavement surface. This process created a concentration gradient of polymer increasing with pavement depth until the initial concentrated layer of polymer was reached. Such a concentration gradient provided increased resistance to erosion processes as the binding strength of the polymer, aggregate and fines increased with pavement depth. This methodology differed from surface spraying operations as surface spraying operations provide a binding layer of minimal depth which will yield completely to erosion processes once compromised.

**[0076]** Polymer, lime and diluent were covered with red gravel. The energy provided through the compaction process allowed the polymer to migrate upward toward the road surface ultimately forming a somewhat monolithic layer of bound aggregate and fines of substantial depth.

**[0077]** At a second and distinct focus area on the aforementioned farm road gravel was used to cover polymer, lime and randomly distributed areas of diluent. The compaction process allowed efficient migration of polymer upward, mixing with aggregate and fines creating a somewhat monolithic pavement layer.

**[0078]** In a particular experimental circumstance, a spreading of a load of gravel over polymer, lime and naturally occurring diluent took place immediately before a heavy rainfall. Once the abundance of aqueous diluent material was removed by naturally occurring processes, the estimated depth of bound aggregate and fines was 10 inches (25.4cm) in critical application areas, thus an intermediate pavement material with functional depth of 10 inches (25.4cm) had been formed in those critical, problematic areas.

**[0079]** The challenge in maintaining this particular section of road had previously been that the road is of lower elevation than the surrounding fields, thus

collecting all runoff water after precipitation events. Such a wet environment provides ample opportunity for ejection of both fine particles and aggregate from wheel paths of passing vehicles or implements. In such a saturated condition, the binding processes provided by the combination of polymer film, lime and high clay content red gravel provided significant erosion resistance when compared with red gravel alone. One week after the aforementioned heavy rainfall, the road's surface and load carrying capacity had improved significantly.

**[0080]** Road surface texture obtained with excessive amounts of diluent addition was quite homogenous thereby forming a layer of bound fines, aggregate, lime and polymer.

**[0081]** A tractor end loader bucket full of high clay content red gravel provided a significant downward force through the front tires for compaction of the road surface.

**[0082]** This experimental instantiation showed that a method of developing an intermediate pavement material such as is described herein which utilized the "bottom up" technique did not require significant investment in larger pieces of equipment necessary for "scarifying" or "tilling" existing road surfaces, those surfaces in use for years which are often quite difficult to break up with conventional farming equipment.

**[0083]** In a particular section of farm road, no new materials were added between the aforementioned rainstorm and compaction some seven days later. Immediately after the precipitation event, the road surface was such that it would not allow compaction with available resources. Subsequent polymer and lime addition to the road surface which had been compacted some seven days after a precipitation event was undertaken. The road surface deformed considerably in spots during the compaction process. This surface deformation was a result of remaining aqueous diluent material from the precipitation event. The diluent material provided a suitable environment for polymer distribution, lime distribution and covering with construction materials before compaction. In such a "bottom up" process polymer was applied, lime was applied thereon, then construction material was applied thereon, and then the entirety of the materials applied were compacted in the presence of a diluent material allowing for polymer migration up through the construction material. A suitable and serviceable intermediate pavement resulted therefrom.

**[0084]** Every reference cited herein is incorporated fully by reference. To the extent that there be any conflict between the teaching of any reference and that of the instant specification, the teaching of the instant specification shall control.

**[0085]** Many modifications and other embodiments of the invention will come to mind to one skilled in the art to which this invention pertains having the benefit of the teachings presented in the foregoing description. Therefore, it is to be understood that the invention is not to be limited to the specific embodiments disclosed and that modifications and other embodiments are intended to be included within the scope of the appended claims. Although specific terms are employed herein, they are used in a generic and descriptive sense only and not for purposes of limitation.



**CLAIMS**

1. A process for improving the durability of a dirt or gravel road, the method comprising:
  - (a) applying a superior surface to said road, said superior surface comprising a plurality of layers of durability-enhancing compositions and a diluent;
    - one of said layers of durability-enhancing compositions, an inferior layer, consisting essentially of:
      - (i) a dry latex polymer powder or an aqueous dispersion of a latex polymer;
      - (ii) dry lime or an aqueous solution of lime;
      - (iii) a substantially dry mixture of latex polymer and lime; or
      - (iv) an aqueous dispersion comprising lime and latex polymer;
    - another of said layers of durability-enhancing compositions, a particulate layer, consisting essentially of a particulate matter, said particulate matter comprising a conventional building material or a waste material;
  - and wherein the inferior layer is inferior to the particulate layer and is in direct contact with the dirt or gravel road;
  - and,
  - (b) compacting the superior surface;
- thereby improving the durability of the dirt or gravel road.
2. A process according to claim 1, wherein the inferior layer consists essentially of a dry latex polymer powder or an aqueous dispersion of a latex polymer.
3. A process according to claim 1, wherein the inferior layer consists essentially of dry lime or an aqueous solution of lime.
4. A process according to claim 1, wherein the inferior layer consists essentially of a substantially dry mixture of latex polymer and lime.
5. A process according to claim 1, wherein the inferior layer consists essentially of an aqueous dispersion comprising lime and latex polymer.

6. A method according to claim 1, wherein said particulate matter comprises a waste material.
7. A composition consisting essentially of a VAE dispersible polymer powder and an air lime, wherein the mass ratio of VAE dispersible polymer to air lime is between about 19:1 and about 1:19.
8. A composition consisting essentially of a VAE dispersible polymer powder and an air lime and a waste material, wherein the mass ratio of VAE dispersible polymer to air lime is between about 19:1 and about 1:19.
9. A composition according to claim 8, wherein the waste material comprises a coal combustion by-product, a granulated blast furnace slag, a ground granulated blast furnace slag, or a silica fume.
10. A composition according to claim 8, wherein the waste material consists essentially of a coal combustion by-product.
11. A kit for commercial sale comprising a composition according to claim 7 contained within a suitable container-closure system.
12. A kit for commercial sale comprising a composition according to claim 8 contained within a suitable container-closure system.
13. A kit for commercial sale comprising a composition according to claim 9 contained within a suitable container-closure system.
14. A kit for commercial sale comprising a composition according to claim 10 contained within a suitable container-closure system.
15. A kit for commercial sale comprising a VAE liquid dispersion contained within a first container-closure system and a lime material contained within a second container-closure system.

16. A kit according to claim 15 wherein the lime material comprises a solid air lime.
17. A kit according to claim 15 wherein the lime material comprises a lime solution.
18. A kit according to claim 15 further comprising a waste material contained within a third container-closure system.
19. A kit according to claim 18 wherein the lime material comprises a solid air lime.
20. A kit according to claim 18 wherein the lime material comprises a lime solution.

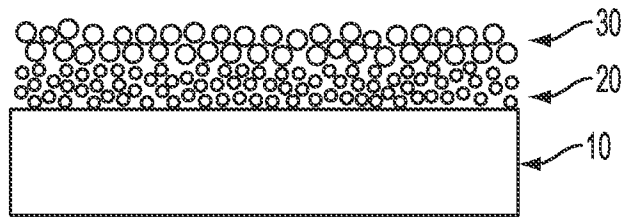


FIG. 1

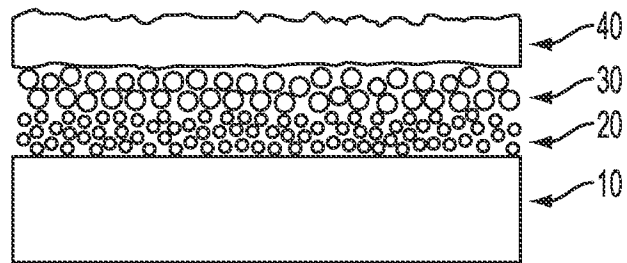


FIG. 2

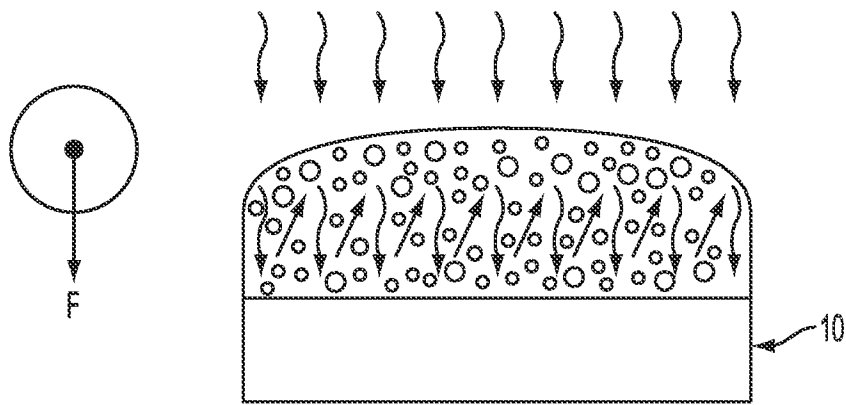


FIG. 3




FIG. 4

**A. CLASSIFICATION OF SUBJECT MATTER****E01C 7/00(2006.01)i, E01C 21/00(2006.01)i, C09K 17/00(2006.01)i**

According to International Patent Classification (IPC) or to both national classification and IPC

**B. FIELDS SEARCHED**

Minimum documentation searched (classification system followed by classification symbols)

E01C 7/00; C04B 16/00; E01C 7/10; E01C 11/10; C04B 18/16; E01C 15/00

Documentation searched other than minimum documentation to the extent that such documents are included in the fields searched

Korean utility models and applications for utility models

Japanese utility models and applications for utility models

Electronic data base consulted during the international search (name of data base and, where practicable, search terms used)

eKOMPASS(KIPO internal) &amp; Keywords: pavement, latex, lime, diluent, waste material, and compacting

**C. DOCUMENTS CONSIDERED TO BE RELEVANT**

Category*	Citation of document, with indication, where appropriate, of the relevant passages	Relevant to claim No.
X	US 5366550 A (SCHAD, GREGORY W.) 22 November 1994 See abstract, and column 2, lines 65-66, column 5, lines 6-8.	7, 11, 15-17
Y		8-10, 12-14, 18-20
A		1-6
Y	CN 101343162 A (WUHAN UNIVERSITY OF TECHNOLOGY) 16 January 2009 See abstract, page 3, line 35, page 4, lines 2-4, and claim 5.	8-10, 12-14, 18-20
A	KR 10-2005-0114572 A (HUH, JUNG DO) 06 December 2005 See abstract, page 2, lines 31-42, and claims 2,5.	1-20
A	KR 10-0993100 B1 (HWANG, IK HYUN) 08 November 2010 See abstract and claims 1,2,8.	1-20
A	KR 10-2010-0121855 A (GK CO., LTD.) 19 November 2010 See paragraphs [0011]-[0012], claim 1, and figure 1.	1-20



Further documents are listed in the continuation of Box C.



See patent family annex.

\* Special categories of cited documents:

"A" document defining the general state of the art which is not considered to be of particular relevance

"E" earlier application or patent but published on or after the international filing date

"L" document which may throw doubts on priority claim(s) or which is cited to establish the publication date of citation or other special reason (as specified)

"O" document referring to an oral disclosure, use, exhibition or other means

"P" document published prior to the international filing date but later than the priority date claimed

"T" later document published after the international filing date or priority date and not in conflict with the application but cited to understand the principle or theory underlying the invention

"X" document of particular relevance; the claimed invention cannot be considered novel or cannot be considered to involve an inventive step when the document is taken alone

"Y" document of particular relevance; the claimed invention cannot be considered to involve an inventive step when the document is combined with one or more other such documents, such combination being obvious to a person skilled in the art

"&amp;" document member of the same patent family


Date of the actual completion of the international search

28 May 2013 (28.05.2013)

Date of mailing of the international search report

**03 June 2013 (03.06.2013)**

Name and mailing address of the ISA/KR


 Korean Intellectual Property Office  
 189 Cheongsa-ro, Seo-gu, Daejeon Metropolitan City,  
 302-701, Republic of Korea

Facsimile No. 82-42-472-7140

Authorized officer

CHOI, Hyun Goo

Telephone No. 82-42-481-8288





**INTERNATIONAL SEARCH REPORT**

Information on patent family members

International application No.  
**PCT/US2013/026431**

Patent document cited in search report	Publication date	Patent family member(s)	Publication date
US 5366550 A	22.11.1994	None	
CN 101343162 A	16.01.2009	CN 101343162 B	30.03.2011
KR 10-2005-0114572 A	06.12.2005	KR 0599492 B1	04.07.2006
KR 10-0993100 B1	08.11.2010	None	
KR 10-2010-0121855 A	19.11.2010	None	