

(19)



(11)

EP 0 917 559 B1

(12)

EUROPEAN PATENT SPECIFICATION

(45) Date of publication and mention of the grant of the patent:
09.01.2013 Bulletin 2013/02

(51) Int Cl.:
C10M 173/00 (2006.01) *C10M 173/00* (2006.01)
C10M 125/22 (2006.01) *C10M 125/26* (2006.01)
C10M 125/26 (2006.01) *C10M 129/40* (2006.01)
C10M 129/74 (2006.01) *C10M 145/36* (2006.01)
C10M 147/02 (2006.01) *C10M 159/04* (2006.01)
C10M 159/08 (2006.01) *C10N 40/24* (2006.01)

(21) Application number: **97931112.3**

(22) Date of filing: **23.06.1997**

(86) International application number:
PCT/US1997/010108

(87) International publication number:
WO 1997/048783 (24.12.1997 Gazette 1997/55)

(54) **WATERBORNE LUBRICANT FOR THE COLD PLASTIC WORKING OF METALS**

SCHMIERMITTEL AUF WASSERBASIS FÜR DIE PLASTISCHE VERARBEITUNG VON METALLEN
LUBRIFIANT AQUEUX POUR LE FA ONNAGE PLASTIQUE A FROID DES METAUX

(84) Designated Contracting States:
AT BE DE ES FR GB IT SE

• **KOYAMA, Takashi**
Tokyo 192 (JP)

(30) Priority: **21.06.1996 JP 181396**

(74) Representative: **Gillam, Francis Cyril et al**
SANDERSON & CO.
34, East Stockwell Street
Colchester
Essex CO1 1ST (GB)

(43) Date of publication of application:
26.05.1999 Bulletin 1999/21

(73) Proprietor: **Henkel AG & Co. KGaA**
40589 Düsseldorf (DE)

(56) References cited:
GB-A- 2 003 923 US-A- 3 313 727
US-A- 3 936 314 US-A- 3 974 674
US-A- 4 088 585 US-A- 4 119 547
US-A- 4 262 057 US-A- 4 263 155
US-A- 4 336 147 US-A- 4 337 161
US-A- 4 350 034 US-A- 5 484 541
US-A- 5 584 945

(72) Inventors:
 • **MURATA, Motoharu**
Hiratsuka-shi,
Kanagawa-ken 254 (JP)
 • **MATSUMURA, Yoshio**
Hiratsuka-shi,
Kanagawa-ken 254 (JP)
 • **NISHIZAWA, Yoshihiko**
Hiratsuka-shi,
Kanagawa-ken 254 (JP)

• **DATABASE EPODOC [Online] EUROPEAN PATENT OFFICE, THE HAGUE, NL; XP002155148 & CN 1 059 361 A (YADONG WIRE KNITTED CLOTH MI) 11 March 1992 (1992-03-11)**

EP 0 917 559 B1

Note: Within nine months of the publication of the mention of the grant of the European patent in the European Patent Bulletin, any person may give notice to the European Patent Office of opposition to that patent, in accordance with the Implementing Regulations. Notice of opposition shall not be deemed to have been filed until the opposition fee has been paid. (Art. 99(1) European Patent Convention).

Description

FIELD OF THE INVENTION

5 **[0001]** This invention relates to a waterborne lubricant for use during the plastic cold working (e.g., forging, tube and pipe drawing, wire drawing, and the like) of stock of a metal such as iron, steel, titanium, titanium alloy, copper, copper alloy, aluminum, aluminum alloy, and the like. Below, this lubricant is referred to simply as the "waterborne lubricant".

REVIEW OF RELATED ART

10 **[0002]** Lubricants that form a liquid or solid film are used in the plastic working of metals, for example, in the cold drawing of steel tubing and pipe. These lubricants facilitate drawing by reducing the friction between the work piece and the tool, e.g., die, plug, or the like, and thereby prevent scuffing and seizure.

15 **[0003]** Among lubricants of this type, the so-called oil-based lubricants are typical of the liquid lubricants. The base oil in oil-based lubricants is a mineral oil, animal or plant oil, or a synthetic oil. Lubrication is generally carried out by flowing the oil-based lubricant directly onto the tool or work piece from a lubricating oil applicator built into the processing equipment. Oil-based lubricants are frequently used in the case of relatively low degrees of working. In the case of heavy working, the oil viscosity is increased or a solid lubricant or extreme-pressure additive is added. Typical of the solid films are the so-called conversion coatings in which a carrier film that tenaciously adheres to the substrate is formed by a reaction with the work piece. Phosphate coating treatments that form a zinc phosphate-based film are used with carbon steels and low-alloy steels, while oxalate coating treatments that form an iron oxalate-based film are used with stainless steel. A reactive soap lubrication treatment is generally performed after these conversion coating treatments. The combination of these two processes gives a lubrication method with a very high resistance to seizure, because of the combination of the carrier function of the conversion coating and the lubricating function of the reactive soap lubricant.

20 This sequence of reactive soap lubrication treatment after a conversion coating treatment is generally carried out by immersing the work piece in various treatment baths prior to drawing. However, since reactive treatments are involved, the treatments are carried out on batches of several tens of units in order to minimize variations in lubricant add-on, even though parts of the work pieces may be brought into lineal contact with each other to a greater or lesser degree.

25 **[0004]** However, requirements for higher speeds and higher pressures in the working operation as well as environmental and energy considerations have created demand for a lubricant which can solve the problems associated with conversion films while still exhibiting a lubricating function equal to or greater than that for the combination of a conversion coating treatment with a reactive soap lubrication treatment. Conversion films are associated, for example, with environmental and cost problems and with problems in removing the lubricant film after the working that utilized the film is complete. The environmental problems include issues with waste management and issues concerned with the working environment. For example, due to the use of an acidic treatment bath maintained at 80 °C to 90 °C, the treatment bath has a disagreeable odor and its mist degrades the immediate environment of the bath. The cost issues involve shortening the process and economizing on energy and space. Finally, the problems with post-working film removal have generally required alkaline degreasing plus an acid treatment.

30 **[0005]** Within the realm of oil-based lubricants that address the problems described above, Japanese Patent Publication [Kokoku] Number Hei 4-1798 [1,798/1992] discloses a "cold working lubricant in which a metal soap or solid lubricant is blended into a lubricating oil comprising the blend of a plant or animal oil, a copolymer of isobutylene and n-butene, and an extreme-pressure agent such as chlorinated paraffin or phosphate ester". However, even though this is a high-performance lubricating oil, its performance in working operations is somewhat poorer than that afforded by reactive soap lubrication treatment after a conversion coating treatment. Moreover, since large amounts of extreme-pressure agent (a term which is equivalent to "extreme-pressure additive") are used, undesirable odors are generated during the working operation and there is a risk of adverse effects such as work piece corrosion by chlorine or phosphorus in the post-working step of softening and annealing.

35 **[0006]** The waterborne lubricants include lubricants which are used wet and lubricants which are used in the form of their dried films. Like the oil-based lubricants discussed above, the wet-use waterborne lubricants are used by direct application to the tool or work piece. The dry-use waterborne lubricants, like the conversion films discussed above, provide a solid film by immersion in a treatment bath followed by evaporation of the water fraction in a drying process. An example of the wet-use waterborne lubricants is disclosed in Japanese Patent Publication [Kokoku] Number Sho 58-30358 [30.358/1983]. This reference discloses a "lubricant for the cold or hot working of metal tubing, comprising a bicarbonate salt (solid) as the main component and small amounts of dispersant, surfactant, and solid lubricant". This lubricant, however, has not achieved wide use in place of conversion coating treatments. With regard to dry-use waterborne lubricants, Japanese Patent Application Laid Open [Kokai or Unexamined] Number Sho 52-20967 [20,967/1977] teaches a "lubricating coating composition comprising water-soluble polymer or a waterborne emulsion thereof as its base, which is blended with solid lubricant and a conversion film-forming agent". In addition, Japanese Patent Application

40

45

50

55

Laid Open [Kokai or Unexamined] Number Sho 50-147460 [147,460/1975] discloses a "method for drawing stainless steel wire using the combination of a borax-based film and lime soap or metal soap". However, when the dry film is produced by immersing a large number of workpieces at one time followed by forced drying, a nonuniform add-on is inevitably produced by the partial contact that occurs among workpieces. As a result, these dry-use lubricants are unable to solve a major problem with nonreactive lubricants, i.e., a pronounced tendency for seizure to occur during drawing operations.

[0007] US 5,484,541 discloses lubricant aqueous compositions requiring the presence of a hydrotropic agent in order to solubilise the lubricating composition. The compositions are intended to be used with a prior conversion coating.

[0008] CN 1,059,361 discloses a wire drawing lubricant and its use in cold drawing. The compositions feature a lubricant dissolved in water, but the disclosure does not teach a solid lubricant component dispersed in a liquid.

[0009] GB 2,003,923 discloses metal working lubricants for hot forging. The compositions feature a water soluble metallic soap, but the disclosure teaches against the use of non-soluble components.

[0010] Thus, as discussed above, no lubricant has appeared that can meet all of the demands elaborated above (single step, working performance, environmental issues, waste management, energy savings, film removal, etc.) and is able to replace the combined lubrication system of conversion coating treatment (phosphate treatment, oxalate treatment, etc.) + reactive soap treatment.

PROBLEMS TO BE SOLVED BY THE INVENTION

[0011] The present invention was developed in order to meet the requirements outlined above. The object of the present invention is to provide a one-step, highly lubricating waterborne lubricant for use in the cold plastic working of metals, that can replace the conversion coating treatment + reactive soap treatment combined lubrication system, is free of the environmental issues described above, provides for facile film removal, and/or is not subject to the decline in seizure resistance caused by nonuniform add-on when large numbers of individual workpieces are treated by immersion.

SUMMARY OF THE INVENTION

[0012] It has been found that the above stated object of the invention can be achieved by a uniform and microfinely homogenised waterborne lubricant, for the cold plastic working of metals, said waterborne lubricant comprising:

(A) a component of water-soluble inorganic salt dissolved in water;

(B) a component of solid lubricant homogeneously-dispersed in the inorganic salt solution, said solid lubricant comprising at least one substance selected from: soaps of calcium, aluminium, magnesium, barium, zinc and lead; micas; calcium hydroxide; calcium carbonate; metal sulphides and nitrides; metal oxides selected from the group consisting of titanium oxide, zinc oxide, silica; and solid polymers selected from the group consisting of poly(tetrafluoroethylene), nylon, polyethylene;

(C) an oily component of at least one substance selected from the group consisting of mineral oils, animal and plant oils and fats, synthetic ester oils and synthetic silicone oils; and

(D) a surfactant component;

and in which:

- the weight ratio of the solid lubricant component relative to the water-soluble inorganic salt component is in the range of

$$(B):(A) = 0.05:1 \text{ to } 2:1;$$

- the weight ration of the oily component relative to the sum of the water-soluble inorganic salt and the solid lubricant components is in the range of

$$(C):(A)+(B) = 0.05:1 \text{ to } 1:1;$$

and

- the solids fraction, defined as $\{(A) + (B) + (C) + (D) + \text{optional solids}\}/(\text{the total composition})$, is in the range of from 5% to 45% by weight.

5 [0013] When this waterborne lubricant is used in the cold plastic working of metals, which constitutes another embodiment of the invention, the drying process that follows treatment, e.g., by immersion, leads to the formation on the metal surface of a solid inorganic salt coating containing the solid lubricant in dispersed form and to the formation of an oily outer surface of the coating due to bleed by oily component (C) onto the outer surfaces of the film. This oily surface provides for a major improvement in seizure resistance by contributing to the initial lubrication during the working operation and by compensating for the nonuniform add-on of solid lubricant in any regions of the workpieces that have come into contact with each other during treatment and as a result have less treatment coating thickness than most parts of the workpieces.

10 [0014] In addition, the lubricating component remaining on the metal after plastic working can as a rule be removed by treatment with alkaline degreaser alone.

BRIEF DESCRIPTION OF THE DRAWINGS

15 [0015] Figure 1 is a sectional view of the die, punch, and test substrate for the backward punching test of carbon steel that was run using the waterborne lubricant. Figures 2.1.1, 2.x.1, 2.y.1, 2.13.1, 2.1.2, 2.x.2, 2.y.2, and 2.13.2 are projection views of various sized substrates for this test before and after punching has occurred.

DETAILED DESCRIPTION OF THE INVENTION

20 [0016] Water-soluble inorganic salt component (A) constitutes the firm, solid, and highly metal-adherent coating formed by the waterborne lubricant according to the present invention. The chemical nature of this salt is not critical; it can be any water-soluble inorganic salt that forms the requisite type of coating, including those salts typically or generally used in prior art as a carrier in the cold plastic working of metals. This component is exemplified by borates such as sodium tetraborate (borax), potassium tetraborate, ammonium tetraborate, and the like; sulfates such as sodium sulfate, potassium sulfate, ammonium sulfate, and the like; silicates such as sodium silicate, potassium silicate, and the like; and nitrates such as sodium nitrate, potassium nitrate, and the like. Borax, potassium tetraborate, and sodium sulfate are preferred among the preceding. The water-soluble inorganic salt may be a single selection or a combination of two or more selections.

25 [0017] The solid lubricant (B) is homogeneously dispersed in the waterborne lubricant according to the present invention. It is taken up when the waterborne lubricant is coated on the workpiece and will be present mainly in the coating of water-soluble inorganic salt that is produced when the water fraction is evaporated during the drying process. The solid lubricant (B) contributes to preventing scuffing and seizure. The solid lubricant can be any solid lubricant with the requisite physical properties, including those generally used for the cold plastic working of metals. Solid lubricant (B) is exemplified by metal soaps, micas, calcium compounds, metal sulfides, nitrides, metal oxides, and solid polymers. Metal soaps are metal salts of fatty acids. The fatty acids are exemplified by lauric acid, myristic acid, palmitic acid, stearic acid, behenic acid, and hydroxystearic acid, with stearic acid being preferred. The metals are exemplified by calcium, aluminum, magnesium, barium, zinc, lead, lithium, and potassium. The subject metal soap is preferably calcium stearate. Micas are exemplified by sericite, muscovite, and synthetic micas; the calcium compounds are exemplified by calcium hydroxide, calcium carbonate; the metal sulfides are exemplified by molybdenum disulfide, tungsten disulfide, selenium disulfide; the nitrides are exemplified by boron nitride; the metal oxides are exemplified by titanium oxide, zinc oxide, silica; and the solid polymers are exemplified by poly(tetrafluoroethene), hereinafter usually abbreviated as "PTFE", nylon, polyethylene. Other examples of the solid lubricant are graphite, talc, and metals. The solid lubricant generally takes the form of a powder. Among the preceding, micas and the metal soaps and specifically calcium stearate are preferred. These provide excellent lubricity while being free of substances that disturb annealing. The solid lubricant may be a single selection or a combination of two or more selections.

30 [0018] The oily component (C) is at least one selection from mineral oils, animal and plant oils and fats, and synthetic oils. This oily component (C) forms an oily surface on the dried coating of water-soluble inorganic salt afforded by application of the waterborne lubricant according to the present invention to the metal and thereafter drying. Oily component (C) compensates for the reduced lubricating performance of the solid lubricant in those regions of the workpieces that are characterized by nonuniform add-on of the solid lubricant.

35 [0019] The flash point, melting point, and viscosity of the oily component used in the present invention preferably fall within specific ranges. The flash point preferably falls in the range from 150 °C to 300 °C. In the case of heavy cold plastic working, the average post-working temperature of the metal stock can reach up to 150 °C and above. When the flash point of the oily component is below 150 °C, large amounts of gas may be generated post-working, which would create an ignition risk. A flash point in excess of 300 °C is undesirable because the associated viscosity and melting point will generally be high. The preferred range for the melting point is -20 °C to 20 °C. A melting point in excess of 20 °C leads to a diminished emulsifiability and re-emulsifiability by the oil in the waterborne lubricant and thus to a tendency for the treatment bath stability to be reduced. An oily component with a melting point below -20 °C will typically have a

reduced flash point. The viscosity of the oily component is preferably 5 to 100 centistokes at 40 °C. A viscosity below 5 centistokes is typically associated with a low flash point, which leads to the post-working generation of large amounts of gas and hence an ignition risk. Moreover, when the viscosity is below 5 centistokes, the slip between the solid lubricant particles is diminished and the lubrication performance tends to decline. A viscosity in excess of 100 centistokes usually leads to a diminished emulsifiability and re-emulsifiability of the oily component in the waterborne lubricant and thus to a tendency for the treatment bath stability to be reduced.

[0020] Mineral oils are exemplified by machine oils, turbine oils, spindle oils, and the like; animal and plant oils and fats are exemplified by palm oil, rapeseed oil, coconut oil, castor oil, beef tallow, lard, whale oil, and fish oils; and the synthetic oils are exemplified by ester oils and silicone oils. The ester oils are exemplified by the esters between a fatty acid such as stearic acid or oleic acid and a polyhydric alcohol such as ethylene glycol or trimethylolpropane. The silicone oils are exemplified by poly(dimethylsiloxane) and poly(diphenylsiloxane).

[0021] An oily component used by the present invention may be a single selection or a combination of two or more selections from the above-described mineral oils, animal and plant oils and fats, and synthetic oils. Regardless of the particular selection, the oily component preferably satisfies the above-described ranges for the flash point, melting point, and viscosity.

[0022] The oily component also has a secondary activity. When the waterborne lubricant according to the present invention is coated at elevated temperature on the metal workpiece(s), the waterborne lubricant is typically heated by steam tubes prior to its application. The presence of the oily component inhibits adhesion by the solid lubricant to the heating tubes during this process.

[0023] Surfactant component (D) functions in a waterborne lubricant according to the present invention to emulsify the oily component homogeneously in the water and also to disperse the solid lubricant homogeneously in the water. This surfactant can be a nonionic, anionic, amphoteric, or cationic surfactant. The chemical nature of the nonionic surfactant is not critical and is exemplified by polyoxyethylene alkyl ethers, polyoxyethylene alkylphenyl ethers, polyoxyethylene alkyl esters derived from polyethylene glycol and higher fatty acids (e.g., C₁₂ - C₁₈ fatty acids), and polyoxyethylene sorbitan alkyl esters deriving from higher fatty acids (e.g., C₁₂ - C₁₈ fatty acids), sorbitan, and polyethylene glycol (or ethylene oxide). The chemical nature of the anionic surfactant is not critical and is exemplified by fatty acid salts, the salts of sulfate esters, sulfonates, the salts of phosphate esters, and the salts of dithiophosphate esters. The chemical nature of the amphoteric surfactant is not critical and is exemplified by amino acid-type and betaine-type carboxylates, sulfate ester salts, sulfonate salts, and phosphate ester salts. The chemical nature of the cationic surfactant is not critical and is exemplified by fatty amine salts and quaternary ammonium salts. A surfactant component can be a single selection or a combination of two or more selections.

[0024] Water functions as a dispersion medium for the solid lubricant, as a medium for the homogeneous emulsification of the oily component through the action of the surfactant, and as a solvent for the water-soluble inorganic salt.

[0025] In addition to the essential components described above, a waterborne lubricant according to the present invention may contain a conventional waterborne lubricant for the cold plastic working of metals. It may also contain an oiliness improver such as a fatty acid or higher alcohol, an extreme-pressure additive such as a chlorine-based or sulfur-based extreme-pressure additive, a defoamer, and a preservative. The waterborne lubricant according to the present invention may additionally contain a colloidal titanium compound for the purpose of improving the lubricity and rust prevention. The subject colloidal titanium compound is exemplified by the turbid liquids afforded by the neutralization, with a strong alkali such as sodium hydroxide or the like, of a compound of sulfuric acid and titanium or a compound of phosphoric acid and titanium.

[0026] The solid lubricant/water-soluble inorganic salt weight ratio (B)/(A) in the waterborne lubricant according to the present invention must be in the range from 0.05:1 to 2:1 and is preferably in the range from 0.1:1 to 1.5:1 and more preferably is in the range from 0.3:1 to 1.5:1. The particular value of this ratio is preferably selected based on the specific shape of the metal stock to be subjected to plastic working, the working conditions, the working device, and so forth. When this weight ratio has a value below 0.05:1, the resulting coating has reduced lubricating properties and scuffing and seizure of the metal workpiece will often occur. A weight ratio in excess of 2:1 results in a reduced adhesion between the substrate and the resulting coating and a reduced coating hardness. When the metal is introduced to the mouth of the tool under these circumstances, the dried coating formed on the surface is very prone to debonding, which results in impaired lubricating properties.

[0027] The weight ratio of oily component to the sum of the water-soluble inorganic salt and solid lubricant $\{(C)/(A)+(B)\}$ must be in the range from 0.05:1 to 1.0:1 and preferably is in the range from 0.1:1 to 0.8:1. A weight ratio below 0.05:1 results in a diminished bleed by the oily component onto the surface of the coating during drying. This results in a substantial impairment of a major feature of the present waterborne lubricant, i.e., the supplementation or compensation, by the bleed-out oily component, of the lubricity in regions that would otherwise suffer from a diminished seizure resistance due to a nonuniform uptake of the solid lubricant. While bleed out by the oily component onto the coating surface does not pose any problems at weight ratios in excess of 1.0:1, the corresponding coating is usually neither hard nor solid, and this reduces the persistence of the lubricant in place during the entire working time and thereby impairs the lubricating

properties.

[0028] The amount of surfactant (D) used in the waterborne lubricant according to the present invention is not critical as long as at least the minimum amount is used that is capable of emulsifying the oily component in the water to homogeneity and dispersing the solid lubricant in the water to homogeneity. However, the use of too much surfactant facilitates foaming and is economically inefficient. The generally preferred concentration for the surfactant in the waterborne lubricant is 0.2 to 5 weight % of the total composition.

[0029] The solids fraction, defined as $\{A + B + C + D + \text{optional solids (i.e., any solids in optional components such as the oiliness improver referenced above)}\} / (\text{the total composition})$, in a waterborne lubricant according to the present invention is not critical. The preferred solids fraction is about 20 to 45 weight % during preparation, transport, and storage and about 5 to 45 weight % during application.

[0030] The method for preparing the waterborne lubricant according to the present invention is not critical and any method can be used that gives a waterborne lubricant meeting the conditions described above. In general, the waterborne lubricant is preferably prepared by dissolving the water soluble inorganic salt (A) in water and then dispersing the solid lubricant (B) to homogeneity into this solution; adding to this a liquid in which the oily component (C) is homogeneously emulsified in water using the surfactant (D); and agitating the combination in order to homogeneously disperse the solid lubricant and homogeneously emulsify the oily component. Dispersion of the solid lubricant, emulsification of the oily component, and the final agitation are preferably effected by strong agitation using a homogenizer, in order to obtain a uniform and microfine emulsification and dispersion.

[0031] A waterborne lubricant according to the present invention can be diluted with water at the point of application as a function of the type of metal, type of cold plastic working, degree of metal working, and the like. Waterborne lubricants prepared by dilution are included within the scope of the present invention.

[0032] A process according to the invention for cold plastic working of a solid metal substrate by mechanically forcing said solid metal substrate through an opening bounded by at least one solid surface of at least one metal working tool comprises, at a minimum, steps of:

(I) coating, with a layer of a liquid waterborne lubricant according to the invention, any solid surface of said metal substrate that, if not coated, would contact a solid metal working tool surface during the process;

(II) drying the layer of liquid waterborne lubricant formed during step (I) into place over any solid surface of said metal substrate that was coated with a layer of liquid waterborne lubricant during step (I), so that the liquid layer is converted to a corresponding solid lubricant layer consisting of non-aqueous and non-volatile constituents of the liquid layer from which it was formed; and

(III) mechanically forcing the solid metal substrate, while any of its surface that was covered with a liquid lubricant layer in step (I) remains coated with the corresponding solid lubricant layer formed in step (II), through said opening bounded by at least one metal working tool surface, so that the metal substrate is cold worked.

[0033] A waterborne lubricant according to the present invention can be used as lubricant in cold plastic working, e.g., tube and pipe drawing, wire drawing, forging, etc., of substrates such as tube stock, wire stock, bar stock, etc., of a metal such as iron, steel, titanium, titanium alloy, copper, copper alloy, aluminum, or aluminum alloy. It can be used in particular as lubricant for the drawing of steel tubing and pipe.

[0034] In order to obtain good results, prior to application of the waterborne lubricant according to the present invention, a work piece is preferably pretreated, in the order given, by degreasing (typically with an alkaline degreaser), washing with water, pickling (hydrochloric acid, for example, is used to remove oxide scale from the metal work piece and improve coating adherence), and washing with water. The pickling and ensuing water wash can be omitted when oxide scale is not present, as on most kinds of stainless steel, for example. This pretreatment can be carried out by the usual techniques.

[0035] A waterborne lubricant according to the present invention can be applied to the metal work piece by dipping, flow coating, and so forth. The temperature of the waterborne lubricant during application is not critical, but suitable temperatures fall in the range from ambient temperature to 90 °C. The dipping time is also not critical, but dipping is suitably continued until the temperature of the metal work piece has reached the bath temperature, for example, generally about 5 to 10 minutes. After application and drainage, the dried coating is obtained by drying the applied coating in a drying oven, etc. The drying temperature is not critical, but will generally preferably be from 60 °C to 150 °C.

[0036] The optimal thickness of the dried coating will vary as a function of the type of metal working, degree of working, and surface roughness. The coating will generally have an average mass, per unit area of work piece coated with the coating, that is from 1 to 50 grams per square meter, hereinafter usually abbreviated as "g/m²", and preferably is from 5 to 40 g/m². When the dried coating is too thin, strong contact will occur between the tool and metal work piece and seizure will then be prone to occur. When the dried coating is too thick, a large amount of the dried coating will not be drawn into the working interface between workpiece and drawing tool, resulting in waste of the waterborne lubricant.

[0037] The waterborne lubricant according to the present invention can be applied to the plastic working of metals by the usual plastic working methods.

[0038] A solid coating according to the invention that remains on a work piece after plastic working can be easily stripped off.

[0039] Metal is typically formed or molded by plastic working in a repetitive sequence of lubrication treatment and then plastic working in order to gradually form the work piece into the desired product shape. During this process, the metal work piece is annealed in order to soften it, since the direct transfer of the work-hardened metal work piece to the next plastic working step would eventually interfere with forming due to the high working force required to further deform such work-hardened metal. When the lubricating coating remains present during annealing, the components in the lubricant can lead to infiltration of carbon, sulfur, phosphorus, etc., into the metal work piece, which can impair the corrosion resistance and mechanical strength of the metal itself. Moreover, the adherence of the new coating will be usually be poor when an old lubricating coating is present during the next lubrication treatment after a plastic working step.

[0040] As a result of these considerations, the residual coating is ordinarily removed after each cold working stage of a plastic working operation. However, the prior-art combined lubrication system of conversion coating treatment + reactive soap treatment at the very least requires alkaline degreasing and pickling (hydrochloric acid cleaning or sulfuric acid cleaning) to remove the residual coating. In contrast, with use of a waterborne lubricant according to the present invention, the residual coating can generally be removed with an alkaline degreaser alone. This alkaline degreaser can be an alkaline degreaser in general use, for example, an alkaline degreaser containing sodium phosphate, sodium silicate, surfactant, etc. A specific example of a useable alkaline degreaser is FINECLEANER™ 4360 from Nihon Parkerizing Company, Limited, Tokyo.

[0041] The function of the waterborne lubricant according to the present invention is not entirely clear. It is thought, however, that when the waterborne lubricant according to the present invention is coated on metal and then dried at elevated temperature to give the dried coating, the oily component, present as an emulsion, bleeds onto the outside of the coating, so that this bleed-out oily component supplements the lubricity in those regions having a low dry coating add-on mass. In other words, due to the drying process-induced bleed onto the outer surfaces of the coating by the so-called lubrication auxiliary present as one component of the waterborne lubricant, seizure phenomena are substantially reduced due to a reduction in friction between the work piece and tool (e.g., die, plug, punch, etc.).

[0042] The reason why the residual coating can be so easily stripped off after the cold plastic working step is also not entirely clear. However, it is thought that the coating of water-soluble inorganic salt is itself easily removed by alkaline degreaser and that the solid lubricant and oily component taken up therein are also removed at the same time.

[0043] Waterborne lubricants according to the present invention will be illustrated in the following working examples, and their benefits may be further appreciated by contrast with the following comparison examples.

Examples 1 to 16

Preparation and application of waterborne lubricants and testing in steel pipe drawing

[0044] Lubricants were prepared with the compositions reported in Tables 1 and 2. To prepare the lubricants, the water-soluble inorganic salt was dissolved in water and the solid lubricant was then uniformly dispersed in this solution. This was followed by the introduction of water in which the oily component was homogeneously emulsified by the surfactant. A homogenizer was used for preparing the separate dispersion and emulsification. The mixture of the dispersion and emulsion was stirred to give a uniform dispersion of the solid lubricant and uniform emulsification of the oily component.

Table 1: COMPOSITION DATA FOR EXAMPLES 1 TO 16

| Example Number | Variable Ingredients in Lubricant Composition (Percents as Weight % of Total Composition) | | | | | |
|----------------|---|------|-------------------------------|------|--------------------|------|
| | Water Soluble Inorganic Salt Component (A) | | Solid Lubricant Component (B) | | Oily Component (C) | |
| | Name | % | Name | % | Name | % |
| 1 | borax | 10.0 | calcium stearate | 10.0 | palm oil | 5.0 |
| 2 | borax | 20.0 | calcium stearate | 10.0 | ester oil | 10.0 |
| 3 | potassium tetraborate | 10.0 | calcium stearate | 5.0 | palm oil | 5.0 |

(continued)

| Example Number | Variable Ingredients in Lubricant Composition (Percents as Weight % of Total Composition) | | | | | |
|--|---|------|-------------------------------|------|--------------------|------|
| | Water Soluble Inorganic Salt Component (A) | | Solid Lubricant Component (B) | | Oily Component (C) | |
| | Name | % | Name | % | Name | % |
| 4 | potassium tetraborate | 15.0 | mica | 7.0 | palm oil | 10.0 |
| 5 | sodium sulfate | 12.0 | calcium stearate | 12.0 | machine oil | 6.0 |
| 6 | sodium sulfate | 15.0 | calcium stearate | 15.0 | ester oil | 50 |
| 7 | borax | 10.0 | calcium stearate | 10.0 | ester oil | 50 |
| 8 | borax | 20.0 | mica | 7.0 | ester oil | 15.0 |
| 9 | potassium tetraborate | 10.0 | calcium stearate | 2.0 | ester oil | 5.0 |
| 10 | potassium tetraborate | 10.0 | calcium stearate | 15.0 | ester oil | 5.0 |
| 11 | potassium tetraborate | 10.0 | calcium stearate | 5.0 | palm oil | 12.0 |
| 12 | potassium tetraborate | 15.0 | calcium stearate | 5.0 | palm oil | 15.0 |
| 13 | potassium tetraborate | 15.0 | PTFE | 1.0 | ester oil | 5.0 |
| 14 | potassium tetraborate | 15.0 | mica | 7.0 | ester oil | 15.0 |
| 15 | sodium sulfate | 12.0 | calcium stearate | 12.0 | ester oil | 5.0 |
| 16 | sodium sulfate | 15.0 | calcium stearate | 10.0 | machine oil | 5.0 |
| <u>Note for Table 1</u> | | | | | | |
| In addition to the ingredients shown in Table 1, every example had 1 % by weight of poly{oxyethylene}alkyl ether surfactant, with the balance not otherwise accounted for being water. | | | | | | |

[0045] The starting materials used to prepare the waterborne lubricants had the following properties. The water-soluble inorganic salts were in all cases reagent first-grade quality. The calcium stearate used was a waterborne dispersion with 30 % solids. The PTFE used was a waterborne dispersion with 60 % solids. The machine oil had a viscosity of 46 millimeters squared per second, hereinafter usually abbreviated as "mm²/s" at 40 °C. The palm oil was a purified palm oil with a viscosity of 28 mm²/s at 50 °C. The ester oil was the ester condensate of oleic acid dimer, lauric acid, and trimethylolpropane and had a viscosity of 64 mm²/s at 50 °C. The surfactant was a polyoxyethylene alkyl ether and was added at 1 weight % of the total quantity of lubricant. The waterborne lubricant prepared as described above was applied to carbon steel pipe and stainless steel pipe (see below) and then dried, and the pipe carrying the resulting dried coating was subjected to a drawing test. The performance of the waterborne lubricant was evaluated based on the extent of scratching on the inside and outside of the pipes. The drawing stock was STKM13A carbon steel pipe with an outside diameter of 25.4 millimeters, hereinafter usually abbreviated as "mm", and a wall thickness of 3.0 mm or SUS304 stainless steel pipe with an outside diameter of 25.0 mm and a wall thickness of 2.5 mm.

EP 0 917 559 B1

Table 2: Composition Ratios and Test Evaluation Results for Examples 1 - 16

| Example Number | Composition Ratios | | Dry Coating Add-On, g/m ² | Substrate Type | Reduction Ratio in Drawing Test, % | Drawing Test Ratings | | |
|----------------|--------------------|------------------|--------------------------------------|----------------|------------------------------------|------------------------|-------|----------------------|
| | (B)/(A) | (C)/ {(A) + (B)} | | | | Pipe Surface Condition | | Coating Removability |
| | | | | | | Outer | Inner | |
| 1 | 1.00 | 0.25 | 23.8 | STKM13A | 46.0 | +++ | +-+ | +++ |
| 2 | 0.50 | 0.33 | 34.0 | STKM13A | 46.0 | +++ | +++ | +++ |
| 3 | 0.50 | 0.33 | 6 | STKM13A | 46.0 | +++ | +++ | +++ |
| 4 | 0.47 | 0.45 | 18.1 | STKM13A | 46.0 | ++ | ++ | +++ |
| 5 | 1.00 | 0.25 | 21.7 | STKM13A | 46.0 | ++ | ++ | +++ |
| 6 | 1.00 | 0.17 | 299 | STKM13A | 46.0 | +++ | ++ | +++ |
| 7 | 1.00 | 0.25 | 15.0 | SUS304 | 43.0 | +++ | +++ | +++ |
| 8 | 0.35 | 0.56 | 32.3 | SUS304 | 43.0 | ++ | ++ | +++ |
| 9 | 0.20 | 0.42 | 8.6 | SUS304 | 43.0 | ++ | +- | +++ |
| 10 | 1.50 | 0.20 | 18.8 | SUS304 | 43.0 | +++ | +++ | +++ |
| 11 | 0.50 | 0.80 | 21.2 | SUS304 | 43.0 | +++ | +++ | +++ |
| 12 | 0.33 | 0.75 | 24.5 | SUS304 | 43.0 | +++ | +++ | +++ |
| 13 | 0.07 | 0.31 | 16.7 | SUS304 | 43.0 | ++ | ++ | ++ |
| 14 | 0.47 | 0.68 | 24.8 | SUS304 | 43.0 | ++ | ++ | +++ |
| 15 | 1.00 | 0.21 | 20.1 | SUS304 | 43.0 | +++ | ++ | +++ |
| 16 | 0.67 | 0.20 | 19.9 | SUS304 | 43.0 | ++ | ++ | +++ |

[0046] Prior to application of the waterborne lubricant, the pipe was subjected to the pretreatment described below. The carbon steel pipe was subjected to process steps (1) to (4) in the order given, while the stainless steel pipe was subjected to process steps (1) and (2) in the order given.

(1) Degreasing

alkaline degreaser: FINECLEANER™ 4360 from Nihon Parkerizing Company, Ltd.

concentration: 20 grams per liter, hereinafter usually abbreviated as "g/L" temperature: 60 °C

dipping time: 10 minutes

(2) Water wash: dipping in tap water at ambient temperature

(3) Pickling

industrial hydrochloric acid

concentration: 17.5 weight %

temperature: ambient

dipping time: 10 minutes

(4) Water wash: dipping in tap water at ambient temperature

[0047] The waterborne lubricant was applied by immersion at a treatment bath temperature of 50 °C. After treatment, the treated work piece was dried by placement in a tunnel-shaped drying box and heating for 1 hour at 100 °C to 120 °C, using a kerosene-fired jet heater.

[0048] The drawing test was run using a 10-tonne chain-type drawbench and a die (Model KD Superhard Die from Fuji Die Company, Limited) and plug (Model MB Superhard Plug from Fuji Die Company, Limited) composed of superhard tooling. The draw rate was 17 meters per minute. The reduction ratio (= cross section reduction ratio) was set at 46 % for the STKM13A stock (outside diameter after drawing = 20 mm, wall thickness = 2 mm) and 43 % for the SUS304 stock (outside diameter after drawing = 20 mm, wall thickness = 1.75 mm). The reduction ratio was calculated from the equation:

$$\text{reduction ratio (\%)} = \{(A_0 - A_1)/A_0\} \times 100,$$

where A_0 is the pre-working cross-sectional area of the pipe and A_1 is the post-working cross-sectional area of the pipe.

[0049] Scratch development on the inner and outer surfaces of the pipe was evaluated by visual inspection of the drawn pipe and was rated on the following 4-level scale:

- +++ : no scratching, no unevenness in the finish;
- ++ : no scratching, but an uneven finish was observed;
- + : minor scratching was observed;
- x : scratching was clearly observed.

In this evaluation, scratching denotes strip-like seizure scratching observed on the inner or outer surface of the pipe, while an uneven finish refers to differences in gloss caused by a mixture of glossy regions and orange peel-like textured regions on the surface after drawing.

[0050] The post-working removability of the residual coating was evaluated using an alkaline degreaser (FINECLEAN-ER™ 4360 from Nihon Parkerizing Co., Ltd., concentration = 20 g/L, temperature = 60 °C). The alkaline-degreased pipe was visually inspected and rated on the following 4-level scale:

- +++ : no residual coating could be observed after immersion for 5 minutes;
- ++ : no residual coating could be observed after immersion for 10 minutes;
- + : coating remained even after immersion for 10 minutes;
- x: coating remained even after immersion for 20 minutes.

The results of the drawing tests are reported in Table 2.

Comparison Examples 1 to 10

[0051] Waterborne lubricants were prepared as in Examples 1 to 16, but in these instances using the compositions reported in Tables 3 and 4. Testing was also carried out as in Examples 1 to 16. These results are reported in Table 4.

[0052] Problems occurred with all the lubricants outside the scope of the present invention, e.g., scratching on the inner or outer wall of the test-drawn pipe, poor removal by alkaline degreasing of the residual post-working coating, etc.

Comparison Examples 11 and 12

[0053] For Comparison Example 11, Type STKM13A Steel as used in Examples 1 to 16 was subjected to a zinc phosphate conversion treatment by immersion for 10 minutes in a solution in water containing 90 g/L of a commercially available product, PALBOND® 181X concentrate from Nihon Parkerizing Co., Ltd., Tokyo; the solution was maintained at 80 °C during the immersion. For Comparison Example 12, Type SUS304 stainless steel as used in Examples 1 to 16 was subjected to an oxalate conversion coating by immersion for 10 minutes at 95 °C in a solution in water containing 35 g/L of FERRBOND® A Agent # 1 and 17 g/L of FERRBOND® A Agent #2.

[0054] After completion of these conversion coatings, both types of pipe were immersed for 5 minutes at 80 °C in a solution in water containing 70 g/L of PALUBE® 235 concentrate. (All materials identified by trademarks in this description of Comparison Examples 11 and 12 are commercially available from Nihon Parkerizing Co., Ltd., Tokyo.) The resulting lubricated steel pipe was subjected to the same drawing test as described for Examples 1 to 16. The results of these tests and some additional characteristics of the coatings are reported in Table 5. Neither seizure nor finish unevenness occurred in these comparison examples, but the post-draw removability of the residual coating was poor.

EP 0 917 559 B1

Table 3: COMPOSITION DATA FOR COMPARISON EXAMPLES 1 - 10

| Comparison Example Number | Variable Ingredients in Lubricant Composition (Percents as Weight % of Total Composition) | | | | | |
|---------------------------|---|------|-------------------------------|------|--------------------|------|
| | Water Soluble Inorganic Salt Component (A) | | Solid Lubricant Component (B) | | Oily Component (C) | |
| | Name | % | Name | % | Name | % |
| 1 | borax | 10.0 | calcium stearate | 10.0 | palm oil | 0.5 |
| 2 | borax | 20.0 | calcium stearate | 0.5 | ester oil | 10.0 |
| 3 | potassium tetraborate | 10.0 | calcium stearate | 5.0 | palm oil | 0.5 |
| 4 | sodium sulfate | 12.0 | calcium stearate | 12.0 | machine oil | 30.0 |
| 5 | borax | 10.0 | calcium stearate | 25.0 | machine oil | 5.0 |
| 6 | potassium tetraborate | 10.0 | calcium stearate | 2.0 | machine oil | 15.0 |
| 7 | potassium tetraborate | 10.0 | PTFE | 21.0 | palm oil | 5.0 |
| 8 | potassium tetraborate | 15.0 | calcium stearate | 0.5 | ester oil | 5.0 |
| 9 | potassium tetraborate | 10.0 | mica | 21.0 | ester oil | 5.0 |
| 10 | sodium sulfate | 12.0 | calcium stearate | 12.0 | ester oil | 1.0 |

Note for Table 3 In addition to the ingredients shown in Table 3, each of comparison examples 1 through 10 had 1 % by weight of poly(oxyethylene)alkyl ether surfactant, with the balance not otherwise accounted for being water.

Table 4: COMPOSITION RATIO AND TEST EVALUATION RESULTS FOR COMPARISON EXAMPLES 1 - 10

| Comparison Example Number | Composition Ratios | | Dry Coating Add-On, g/m ² | Substrate Type | Reduction Ratio in Drawing Test, % | Drawing Test Ratings | | |
|---------------------------|--------------------|---------------|--------------------------------------|----------------|------------------------------------|------------------------|-------|----------------------|
| | (B)/(A) | (C)/{(A)+(B)} | | | | Pipe Surface Condition | | Coating Removability |
| | | | | | | Outer | Inner | |
| 1 | 1.00 | 0.03 | 28.3 | STKM13A | 46.0 | + | ++ | +++ |
| 2 | 0.03 | 0.49 | 15.5 | STKM13A | 46.0 | x | x | +++ |
| 3 | 0.50 | 0.03 | 10.2 | STKM13A | 46.0 | + | ++ | +++ |
| 4 | 1.00 | 1.25 | 35.1 | STKM13A | 46.0 | + | + | +++ |
| 5 | 2.50 | 0.14 | 32.1 | SUS304 | 43.0 | + | + | +++ |
| 6 | 0.20 | 1.25 | 11.8 | SUS304 | 43.0 | ++ | + | +++ |
| 7 | 2.10 | 0.08 | 29.5 | SUS304 | 43.0 | +++ | +++ | x |
| 8 | 0.03 | 0.32 | 15.8 | SUS304 | 43.0 | x | x | +++ |
| 9 | 2.10 | 0.08 | 19.4 | SUS304 | 43.0 | ++ | ++ | + |
| 10 | 1.00 | 0.04 | 22.7 | SUS304 | 43.0 | ++ | + | +++ |

Table 5: COATING PARAMETERS AND EVALUATION TEST RESULTS, COMPARISON EXAMPLES 11 - 12

| Comparison Example No. | Coating Results | | Reduction Ratio in Drawing Test, % | Drawing Test Ratings | | |
|------------------------|------------------------------------|-------------|------------------------------------|------------------------|-------|----------------------|
| | Coating Component | Add-On, g/L | | Pipe Surface Condition | | Coating Removability |
| | | | | Outer | inner | |
| 1 | Conversion coating mass | 8.2 | 46.0 | +++ | +++ | x |
| | Quantity of metal soap | 6.5 | | | | |
| | Quantity of hot water soluble soap | 3.7 | | | | |
| 2 | Conversion coating mass | 6.2 | 43.0 | +++ | +++ | x |
| | Quantity of metal soap | 3.0 | | | | |
| | Quantity of hot water soluble soap | 1.5 | | | | |

Examples 17 to 19Preparation and application of the waterborne lubricants and forging testing

[0055] The waterborne lubricants were prepared as described for Examples 1 to 16, but using the compositions reported in Table 6. The resulting waterborne lubricants were coated on carbon steel followed by drying, and the dry-coating bearing carbon steel was then subjected to backward punching. The performance of the waterborne lubricants was evaluated based on the depth to which the samples could be satisfactorily punched in an apparatus partially illustrated in drawing Figure 1.

Table 6: COMPOSITION DATA FOR EXAMPLES 17-19

| Comparison Example Number | Variable Ingredients in Lubricant Composition (Percents as Weight % of Total Composition) | | | | | |
|---------------------------|---|------|--------------------------------|------|--------------------|------|
| | Water Soluble Inorganic Salt, Component (A) | | Solid Lubricant, Component (B) | | Oily Component (C) | |
| | Name | % | Name | % | Name | % |
| 17 | potassium tetraborate | 10.0 | calcium stearate | 5.0 | palm oil | 5.0 |
| 18 | potassium tetraborate | 20.0 | barium stearate | 5.0 | ester oil | 10.0 |
| 19 | borax | 15.0 | zinc stearate | 10.0 | palm oil | 10.0 |

Note for Table 6

In addition to the ingredients shown in Table 6, each of examples 17 through 19 had 1 % by weight of poly{oxyethylene} alkyl ether surfactant, with the balance not otherwise accounted for being water.

[0056] The substrate stock for the backward punching test was a commercial S45C normalized carbon steel (hardness about Hv 180). All of the test specimens depicted in Figures 2.1.1, 2.x.1, etc. had a diameter of 30 mm, while the initial height of the test specimens varied from 16 mm to 40 mm at 2-mm intervals, resulting in 13 distinct initial height values, only four of which, including the smallest and the largest, are depicted in the drawing figure numbers beginning with "2". The final digit of these figure numbers is "1" for initial test specimens, while the final test specimens formed by punching

these initial test specimens have a final digit of "2", with all preceding parts of the figure number the same as for the corresponding initial test specimen.

[0057] The waterborne lubricant was applied to the initial test specimens by dipping at a waterborne lubricant temperature of 80 °C. The liquid coating in place on the substrate was then dried for one hour using a forced convection drying oven at 90 °C to 100 °C.

[0058] The backward punching test was run using a 200-tonne crank press. The punch 1 in drawing Figure 1 was driven from above onto the circular test specimen 2 set in the die 3 with its circumference held to give a cup-shaped molding. The SKD11 die had an inside diameter of 30.4 mm for the test specimen insertion zone. The SKH53 punch had an outside diameter of 21.21 mm on its lower end, which was driven into the specimen, after the latter was in place in the die, at an operating rate of 30 strokes/minute. The terminal point of the press was controlled so as to give a 10-mm residual margin at the bottom of the final test specimen in all the tests. As a result, the surface enlargement ratio of the worked part increased with test specimen height (deeper hole). The shortest substrate sample thus tested increased in length from 16 to 20 mm, corresponding to a 10 mm hole depth, as a result of this punching, while the longest substrate sample thus tested increased in length from 40 to 70 mm, corresponding to a hole depth of 60 mm. Test substrate cylinders such as those depicted in Figures 2.x.1 and 2.y.1 with intermediate initial heights had intermediate hole depths. The performance of the waterborne lubricant was evaluated based on the hole depth that could be worked without seizure ("good-punch depth"). The results are reported in Table 7.

Benefits of the Invention

[0059] The waterborne lubricant according to the present invention provides, in a single step, the same lubrication performance in the cold plastic working of metals as the prior-art two or more step conversion coating/reactive soap treatment. At the same time, treatment according to the invention provides substantial improvement in the working environment, treatment bath management, waste disposal, and so forth. Moreover, use

Table 7: COMPONENT RATIOS AND TEST RESULTS FOR EXAMPLES 17 - 19

| Example Number | Component Ratios | | Dry Coating Add-On Mass, g/m ² | Good-Punch Depth, mm |
|----------------|------------------|---------------|---|----------------------|
| | (B)/(A) | (C)/{(A)+(B)} | | |
| 17 | 0.50 | 0.33 | 14.8 | 44 |
| 18 | 0.25 | 0.40 | 22.6 | 48 |
| 19 | 0.67 | 0.40 | 30.4 | 52 |

of the waterborne lubricant according to the present invention in the cold plastic working of metals provides an easier post-working removal of the residual coating than in conversion coating plus reactive soap treatment.

Claims

1. A uniform and microfinely homogenised waterborne lubricant, for the cold plastic working of metals, said waterborne lubricant comprising:

- (A) a component of water-soluble inorganic salt dissolved in water;
- (B) a component of solid lubricant homogeneously-dispersed in the inorganic salt solution, said solid lubricant comprising at least one substance selected from: soaps of calcium, aluminium, magnesium, barium, zinc and lead; micas; calcium hydroxide; calcium carbonate; metal sulphides and nitrides; metal oxides selected from the group consisting of titanium oxide, zinc oxide, silica; and solid polymers selected from the group consisting of poly(tetrafluoroethene), nylon, polyethylene;
- (C) an oily component of at least one substance selected from the group consisting of mineral oils, animal and plant oils and fats, synthetic ester oils and synthetic silicone oils, said oily component being uniformly and microfinely emulsified in water; and
- (D) a surfactant component;

and in which:

- the weight-ratio of the solid lubricant component relative to the water-soluble inorganic salt component is in

the range of

$$(B):(A) = 0.05:1 \text{ to } 2:1;$$

5

- the weight-ratio of the oily component relative to the sum of the water-soluble inorganic salt and the solid lubricant components is in the range of

10

$$(C):(A)+(B) = 0.05:1 \text{ to } 1:1;$$

and

- the solids fraction, defined as

15

$$\{(A) + (B) + (C) + (D) + \text{optional solids}\} / (\text{the total composition}),$$

is in the range of from 5% to 45% by weight.

20

2. A waterborne lubricant as claimed in claim 1, in which the water-soluble inorganic salt component (A) is one or more of the following, namely borax and/or potassium tetraborate and/or sodium sulfate.

25

3. A waterborne lubricant as claimed in claim 1 or claim 2, in which the solid lubricant component (B) is one or more of the following, namely micas and/or metal soaps.

4. A waterborne lubricant as claimed in any of the preceding claims, in which the ratio (C):(A)+(B) is in the range of from 0.1:1 to 0.8:1.

30

5. A waterborne lubricant as claimed in any of the preceding claims, in which the ratio (B):(A) is in the range of from 0.3:1 to 1.5:1.

6. A process for the cold plastic working of a solid metal substrate by mechanically forcing said solid metal substrate through an opening bounded by at least one solid surface of at least one metal-working tool, in which process:

35

(I) any solid surface of said metal substrate that otherwise would contact a metal-working tool surface during the process is previously coated with a layer of liquid waterborne lubricant as claimed in any of the preceding claims;

(II) the layer of liquid waterborne lubricant formed during step (I) is dried into place over the surface coated thereby so that the liquid layer is converted to a corresponding solid lubricant layer consisting of all the non-aqueous and non-volatile constituents of the liquid layer; and

40

(III) the solid metal substrate, while covered with the solid lubricant layer formed in step (II), is mechanically-forced through said opening so that the metal substrate is cold worked thereby.

7. A process as claimed in claim 6, in which the solid lubricant layer formed in step (II) has an add-on mass per unit area that is in the range of from 1 to 50 grams per square metre.

45

Patentansprüche

50

1. Gleichmäßiges und mikrofein homogenisiertes Gleitmittel auf Wasserbasis für die kalte plastische Verarbeitung von Metallen, wobei das Gleitmittel auf Wasserbasis Folgendes umfasst:

(A) eine Komponente in Form eines wasserlöslichen anorganischen Salzes, das in Wasser gelöst ist;

55

(B) eine Komponente in Form eines festen Gleitmittels, das homogen in der Lösung des anorganischen Salzes dispergiert ist, wobei das feste Gleitmittel wenigstens eine Substanz umfasst, die ausgewählt ist aus Seifen von Calcium, Aluminium, Magnesium, Barium, Zink und Blei, Glimmern, Calciumhydroxid, Calciumcarbonat, Metallsulfiden und -nitriden, Metalloxiden, die aus der Gruppe ausgewählt sind, die aus Titanoxid, Zinkoxid und

EP 0 917 559 B1

Siliciumoxid besteht, und festen Polymeren, die aus der Gruppe ausgewählt sind, die aus Polytetrafluorethylen, Nylon und Polyethylen besteht;

(C) eine ölige Komponente in Form wenigstens einer Substanz, die aus der Gruppe ausgewählt ist, die aus Mineralölen, Tier- und Pflanzenölen und -fetten, synthetischen Esterölen und synthetischen Silikonölen besteht, wobei die ölige Komponente gleichmäßig und mikrofein in Wasser emulgiert ist; und

(D) eine Tensidkomponente;

und wobei:

- das Gewichtsverhältnis der Komponente in Form des festen Gleitmittels zu der Komponente in Form des wasserlöslichen anorganischen Salzes im Bereich von

$$(B):(A) = 0,05:1 \text{ bis } 2:1$$

liegt;

- das Gewichtsverhältnis der öligen Komponente zur Summe der Komponenten in Form des in Form des wasserlöslichen anorganischen Salzes und festen Gleitmittels im Bereich von

$$(C):(A) + (B) = 0,05:1 \text{ bis } 1:1$$

liegt; und

- der Feststoffanteil, der als

$$\{(A) + (B) + (C) + (D) + \text{optionale Feststoffe}\} / (\text{die gesamte Zusammensetzung})$$

definiert ist, im Bereich von 5 bis 45 Gew.-% liegt.

2. Gleitmittel auf Wasserbasis gemäß Anspruch 1, wobei es sich bei der Komponente in Form des wasserlöslichen anorganischen Salzes (A) um eines oder mehrere der folgenden handelt, nämlich Borax und/oder Kaliumtetraborat und/oder Natriumsulfat.
3. Gleitmittel auf Wasserbasis gemäß Anspruch 1 oder 2, wobei es sich bei der Komponente in Form des festen Gleitmittels (B) um eines oder mehrere der folgenden handelt, nämlich Glimmer und/oder Metallseifen.
4. Gleitmittel auf Wasserbasis gemäß einem der vorstehenden Ansprüche, wobei das Verhältnis (C):(A)+(B) im Bereich von 0,1:1 bis 0,8:1 liegt.
5. Gleitmittel auf Wasserbasis gemäß einem der vorstehenden Ansprüche, wobei das Verhältnis (B):(A) im Bereich von 0,3:1 bis 1,5:1 liegt.
6. Verfahren zur kalten plastischen Verarbeitung eines festen Metallsubstrats durch mechanisches Treiben des festen Metallsubstrats durch eine Öffnung, die durch wenigstens eine feste Fläche wenigstens eines Metallverarbeitungswerkzeugs begrenzt ist, wobei in diesem Verfahren:

(I) jede feste Fläche des Metallsubstrats, die während des Verfahrens ansonsten eine Fläche des Metallverarbeitungswerkzeugs berühren würde, zuvor mit einer Schicht aus flüssigem Gleitmittel auf Wasserbasis gemäß einem der vorstehenden Ansprüche beschichtet wird;

(II) die in Schritt (I) gebildete Schicht aus flüssigem Gleitmittel auf Wasserbasis auf die damit beschichtete Fläche aufgetrocknet wird, so dass die flüssige Schicht in eine entsprechende feste Gleitmittelschicht umgewandelt wird, die aus allen nichtwässrigen und nichtflüchtigen Bestandteilen der flüssigen Schicht besteht; und

(III) das feste Metallsubstrat, während es mit der in Schritt (II) gebildeten festen Gleitmittelschicht bedeckt ist,

mechanisch durch die Öffnung getrieben wird, so dass das Metallsubstrat dadurch kalt verarbeitet wird.

7. Verfahren gemäß Anspruch 6, wobei die in Schritt (II) gebildete feste Gleitmittelschicht zu einem Massenzuwachs pro Flächeneinheit führt, der im Bereich von 1 bis 50 Gramm pro Quadratmeter liegt.

Revendications

1. Lubrifiant aqueux micro-finement homogénéisé et uniforme, pour le façonnage plastique à froid de métaux, ledit lubrifiant aqueux comprenant :

- (A) un composant de sel inorganique soluble dans l'eau dissous dans l'eau ;
 (B) un composant de lubrifiant solide dispersé de manière homogène dans la solution de sel inorganique, ledit lubrifiant solide comprenant au moins une substance choisie parmi : les savons de calcium, d'aluminium, de magnésium, de baryum, de zinc et de plomb ; les micas ; l'hydroxyde de calcium ; le carbonate de calcium ; les sulfures et nitrures métalliques ; les oxydes métalliques choisis dans le groupe constitué de l'oxyde de titane, de l'oxyde de zinc, de la silice ; et les polymères solides choisis dans le groupe constitué du poly(tétrafluoroéthène), du nylon et du polyéthylène ;
 (C) un composant huileux d'au moins une substance choisie dans le groupe constitué des huiles minérales, des huiles et des graisses animales et végétales, des huiles d'ester synthétiques et des huiles de silicone synthétiques, ledit composant huileux étant uniformément et micro-finement émulsionné dans l'eau ; et
 (D) un composant tensioactif ;

et dans lequel :

- le rapport en poids du composant de lubrifiant solide sur le composant de sel inorganique soluble dans l'eau est dans la gamme de

$$(B) : (A) = 0,05 : 1 \text{ à } 2 : 1$$

- le rapport en poids du composant huileux sur la somme du sel inorganique soluble dans l'eau et des composants de lubrifiant solide est dans la gamme de

$$(C) : (A) + (B) = 0,05 : 1 \text{ à } 1 : 1 ;$$

et

- les fractions solides, définies comme

$$\{(A) + (B) + (C) + (D) + \text{solides en option}\} / (\text{la composition totale})$$

sont dans la gamme de 5 % à 45 % en poids.

2. Lubrifiant aqueux selon la revendication 1, dans lequel le composant de sel inorganique soluble dans l'eau (A) est constitué d'un ou plusieurs des éléments suivants, à savoir le borax et/ou le tétraborate de potassium et/ou le sulfate de sodium.
3. Lubrifiant aqueux selon la revendication 1 ou la revendication 2, dans lequel le composant lubrifiant solide (B) est constitué d'un ou plusieurs des éléments suivants, à savoir les micas et/ou les savons métalliques.
4. Lubrifiant aqueux selon l'une quelconque des revendications précédentes, dans lequel le rapport (C) : (A) + (B) est dans la gamme de 0,1 : 1 à 0,8 : 1.
5. Lubrifiant aqueux selon l'une quelconque des revendications précédentes, dans lequel le rapport (B) : (A) est dans la gamme de 0,3 : 1 à 1,5 : 1.

EP 0 917 559 B1

6. Procédé pour le façonnage plastique à froid d'un substrat métallique solide, en forçant mécaniquement ledit substrat métallique solide à travers une ouverture liée par au moins une surface solide d'au moins un outil de façonnage de métal, dans lequel procédé :

5 (I) n'importe quelle surface solide dudit substrat métallique qui entrerait autrement en contact avec une surface de l'outil de façonnage de métal pendant le procédé est précédemment revêtue d'une couche de lubrifiant aqueux liquide selon l'une quelconque des revendications précédentes ;

10 (II) la couche de lubrifiant aqueux solide formée pendant l'étape (I) est séchée sur place sur la surface ainsi revêtue, de sorte que la couche liquide soit convertie en une couche de lubrifiant solide correspondante, constituée de tous les constituants non-aqueux et non-volatils de la couche liquide ; et

(III) le substrat de métal solide, tout en étant recouvert de la couche de lubrifiant solide formée dans l'étape (II), est mécaniquement forcé à travers ladite ouverture, de sorte que le substrat métallique soit façonné à froid de cette façon.

- 15 7. Procédé selon la revendication 6, dans lequel la couche de lubrifiant solide formée dans l'étape (II) a une masse ajoutée par superficie unitaire qui est dans la gamme de 1 à 50 grammes par mètre carré.

20

25

30

35

40

45

50

55

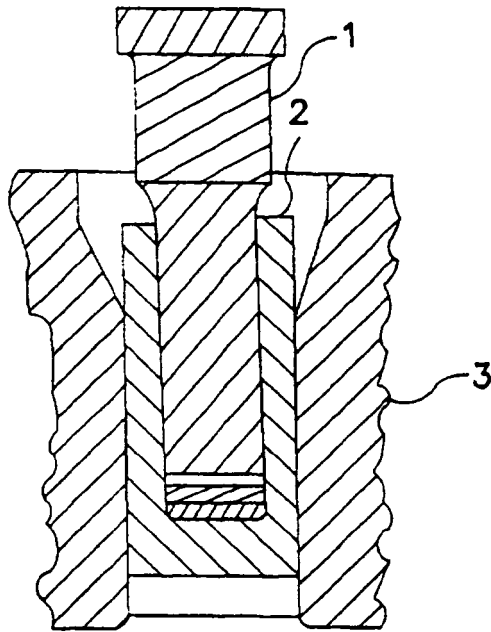


FIG. 1

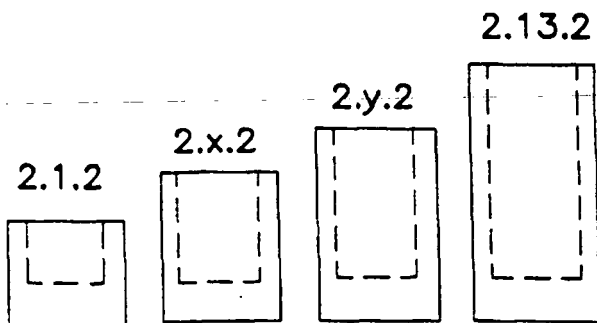
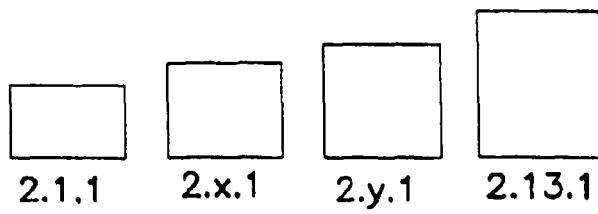


FIG. 2

REFERENCES CITED IN THE DESCRIPTION

This list of references cited by the applicant is for the reader's convenience only. It does not form part of the European patent document. Even though great care has been taken in compiling the references, errors or omissions cannot be excluded and the EPO disclaims all liability in this regard.

Patent documents cited in the description

- JP HEI41798 B [0005]
- JP SHO5830358 B [0006]
- JP SHO5220967 B [0006]
- JP SHO50147460 B [0006]
- US 5484541 A [0007]
- CN 1059361 [0008]
- GB 2003923 A [0009]