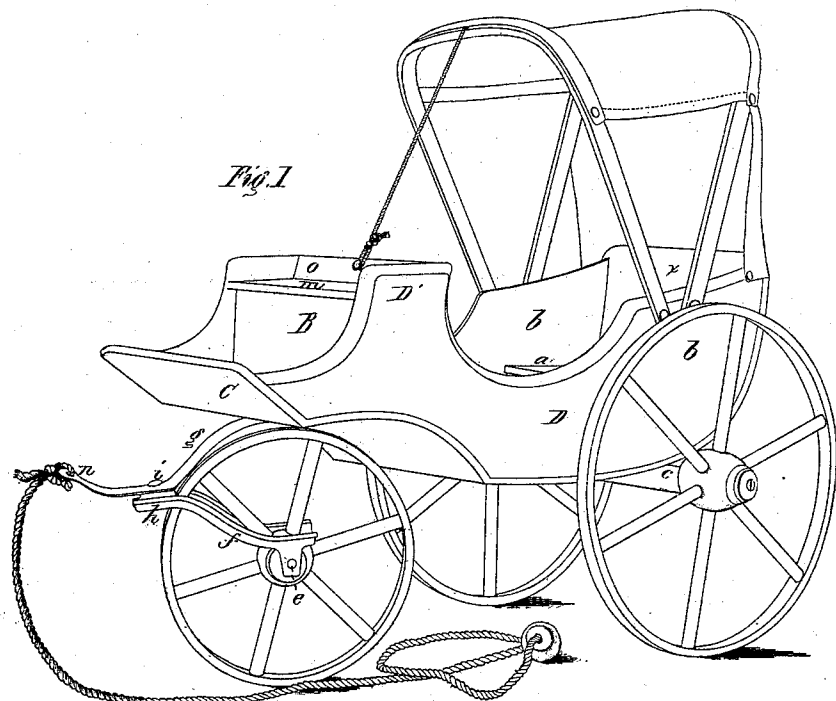


*F. W. Porter,*

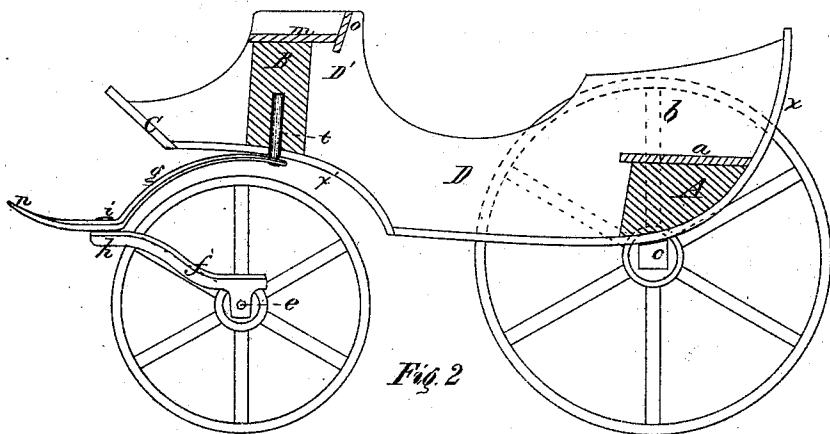
*Toy Carriage.*

*No. 111,149.*

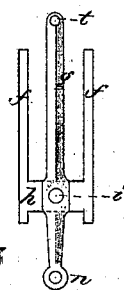
*Patented Jan. 24, 1871.*



*Fig. 1*



*Fig. 2*



*Fig. 3*

*Witnesses C. E. Howard  
A. E. Warriner*

*Frederick F. Porter, Inventor  
By J. A. Curtis, his atty.*

# United States Patent Office.

FREDERICK W. PORTER, OF SPRINGFIELD, VERMONT.

Letters Patent No. 111,149, dated January 24, 1871.

## IMPROVEMENT IN TOY CARRIAGES.

The Schedule referred to in these Letters Patent and making part of the same.

To all whom it may concern:

Be it known that I, FREDERICK W. PORTER, of Springfield, in the county of Windsor and State of Vermont, have invented a new and useful Improvement in Children's Toy Carriages; and I do hereby declare that the following is a full, clear, and exact description thereof, reference being had to the accompanying drawing making a part of this specification and to the letters of reference marked thereon, in which—

Figure 1 is a perspective view of my invention;

Figure 2 is a vertical longitudinal section of the same; and

Figure 3 is a plan view of the front wheel, pivot, and frame.

My invention relates to the construction of children's toy carriages, whereby the greatest amount of strength is attained at the least expense in manufacture by securing the axle to the block which forms the back seat, and whereby the carriage may be made to turn easily and quickly, or more easily guided, by attaching the front wheel to a frame which is pivoted to a block which forms the front seat.

That others skilled in the art may be able to make and use my invention, I will proceed to describe the same.

In the drawing—

D represents the sides of the body of the carriage, and

A represents a block, which is of a suitable height to form the back seat of the carriage, and is placed within the body just over the axle *c*, and in such position and of such form that the back of the body *x* and the sides at *b* may be nailed or otherwise secured to the said block.

The axle *c* may be secured to the body by screws passing up through it into the block A.

The block B is of suitable form and height to form the front seat, and the bottom *x'* and sides at D' may be secured to said block B by nailing or other convenient method.

There is only one front wheel to the carriage, and this is hung in a forked piece having two prongs *f*, shown more clearly in fig. 3, and is secured therein by the pivot *e*.

To the center of the part *h* is secured the curved

piece *g* by means of the rivet *i*. The longer arm of this piece *g* extends up over the wheel, and upon its end is riveted or otherwise secured the pivot *t*.

This pivot *t* is inserted in a hole made in the lower side of the block B, and, when so inserted, the front wheel may be easily turned in any direction by the turning of said pivot *t* in its socket.

I do not wish to be limited to the exact shape of the frame *f g*, as it may be of any desirable form to form a connection between the pivot *t* and the wheel, and the front part may be elongated at *n*, to which to attach a cord or a tongue, as may be most desirable. The blocks B and A, forming the front and back seats, may be covered with a projecting board, *m* and *a*, and the front seat may have a back-board, *o*, secured in grooves or nailed, as may be desirable, to give a finish and style to the vehicle.

By constructing the carriage in this manner much additional strength is gained both in the support of the sides and in the rigidity of the axle, so that the toy will last much longer than when made in the usual manner; and, at the same time, the toy has a style which is pleasing to the eye, and, in gaining this additional strength by this method of manufacture no additional expense is incurred, as the toy may be made as cheaply as in the ordinary method of manufacture.

The two pieces *f* and *g*, which form the frame to the front wheel, may be of cast metal and riveted together at *i*, and the pivot *t* is also riveted in the end of the part *f*. This forms a very cheap mode of attaching the front wheel, and renders it convenient to be taken apart for packing or shipping, and the carriage can be guided and turned very much easier.

Having thus described my invention,

What I claim as new, and desire to secure by Letters Patent, is—

A toy carriage having the blocks A and B forming the two seats of the carriage, to which blocks are attached the frame *f g* and the axle *c* for the wheels, and which blocks also serve to strengthen the body, all constructed and arranged substantially as herein described and specified.

FREDERICK W. PORTER.

Witnesses:

JAMES T. WARREN,  
R. H. HOLBROOK.