



US00D880346S

(12) **United States Design Patent**
Tyagi et al.

(10) **Patent No.:** **US D880,346 S**

(45) **Date of Patent:** **** Apr. 7, 2020**

(54) **RAIN BARREL PLANTER BOX**

(71) Applicants: **Pranshu Tyagi**, Derwood, MD (US);
Punam Tyagi, Derwood, MD (US)

(72) Inventors: **Pranshu Tyagi**, Derwood, MD (US);
Punam Tyagi, Derwood, MD (US)

(**) Term: **15 Years**

(21) Appl. No.: **29/653,170**

(22) Filed: **Jun. 13, 2018**

(51) **LOC (12) Cl.** **11-02**

(52) **U.S. Cl.**
USPC **D11/152; D11/153; D7/313**

(58) **Field of Classification Search**
USPC D7/509, 523, 547, 313; D11/143, 152,
D11/153, 156; D9/501, 549, 564, 767,
D9/772; D6/403, 404, 405; D34/39
CPC ... A47G 7/07; A01G 5/04; A01G 9/00; A01G
9/02; A01G 9/021; A01G 9/022; A01G
9/024; A01G 9/025; A01G 9/026; A01G
9/10; A01G 9/104; A01G 9/027; A01G
9/028; F21V 35/00; F21V 1/06

See application file for complete search history.

(56) **References Cited**

U.S. PATENT DOCUMENTS

1,444,262	A *	2/1923	Morrison	A47J 31/50 222/131
D93,266	S *	9/1934	Bost	D7/313
D135,506	S *	4/1943	Harrison	D7/313
D191,642	S *	10/1961	Winstead	D34/39
D244,929	S *	7/1977	Armstrong	D7/313
D265,176	S *	6/1982	Bock	D34/39
D380,641	S *	7/1997	Randle	D7/306
D603,575	S *	11/2009	Kerman	D23/202
D641,658	S *	7/2011	Thorn	D11/152
D651,937	S *	1/2012	Hashimoto	D11/143
D814,930	S *	4/2018	Tremayne	D9/435
D819,385	S *	6/2018	Moore	D7/313
D843,766	S *	3/2019	Murray	D7/313

OTHER PUBLICATIONS

YouTube.com—Mindstormers#30890, FLL Hydrodynamics—
2017 Project Solution “ Rain Barrel Planter box,” Nov. 4, 2017, [site
visited Jul. 20, 2019], Available on the Internet URL [https://www.
youtube.com/watch?v=NOSBVzjKv0I](https://www.youtube.com/watch?v=NOSBVzjKv0I) (Year: 2017).*

* cited by examiner

Primary Examiner — Karen S Acker

Assistant Examiner — Steven B Reinholdt, Jr.

(57) **CLAIM**

The ornamental design for a rain barrel planter box, as
shown and described.

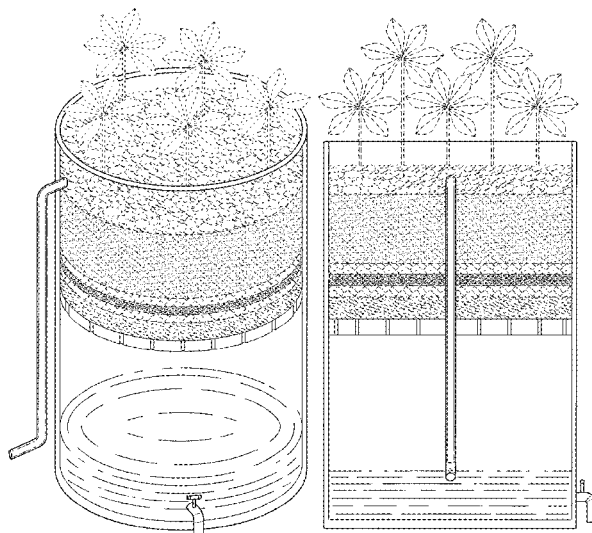
DESCRIPTION

FIG. 1 is a front-side perspective view of a rain barrel planter
box;
FIG. 2 is a rear-side perspective view of a rain barrel planter
box;
FIG. 3 is a left-side perspective view of a rain barrel planter
box;
FIG. 4 is a front-side perspective view of a rain barrel planter
box;
FIG. 5 is a right-side perspective view of a rain barrel planter
box; and,
FIG. 6 is a top-side perspective view of a rain barrel planter
box.

As shown in these figures, the cylindrical walls of the rain
barrel planter box are transparent. The dot-dash-dot broken
lines depict portions of the rain barrel planter that form no
part of the claimed design.

The broken lines dividing the interior layers and the broken
and stippled lines illustrating the diverse materials within
them depict environmental subject matter that forms no part
of the claimed design. The broken line illustration of flowers
on the top of the rain barrel planter depicts environment that
forms no part of the claimed design.

1 Claim, 6 Drawing Sheets



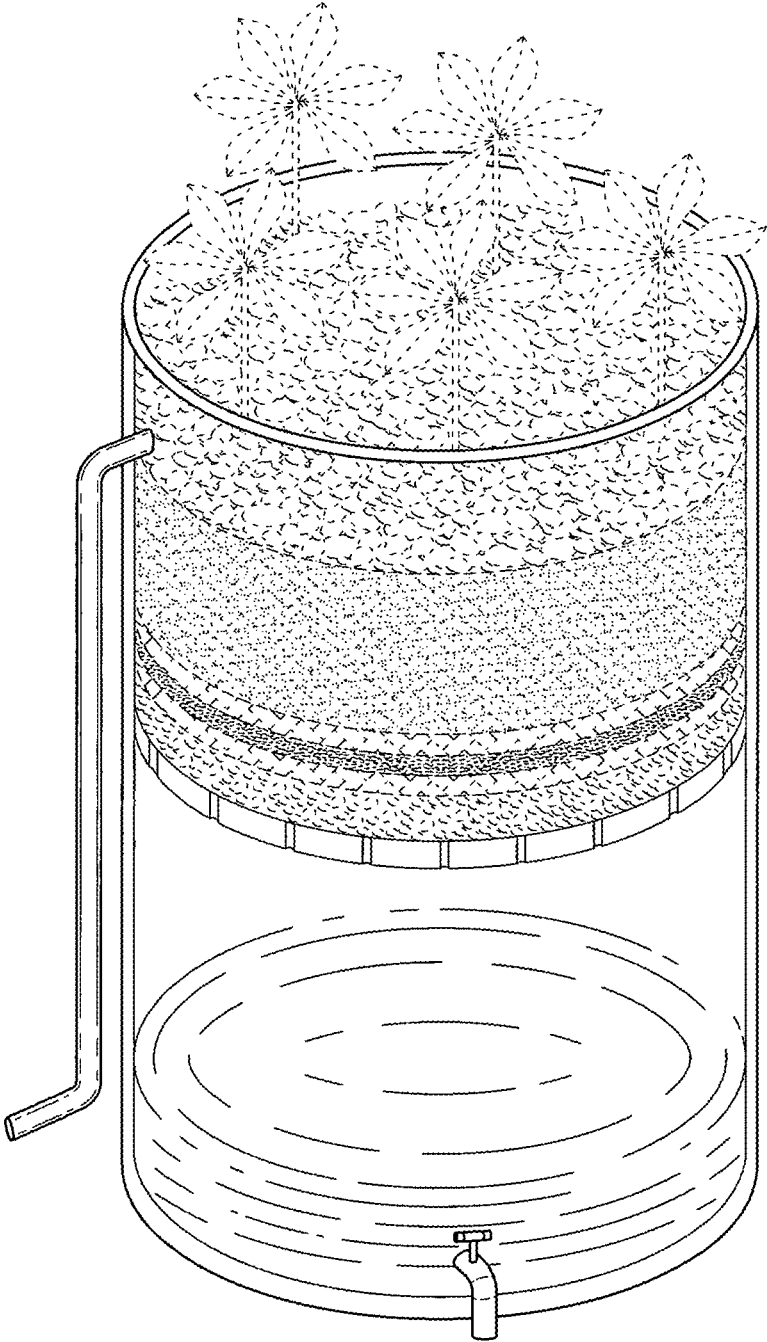


FIG. 1

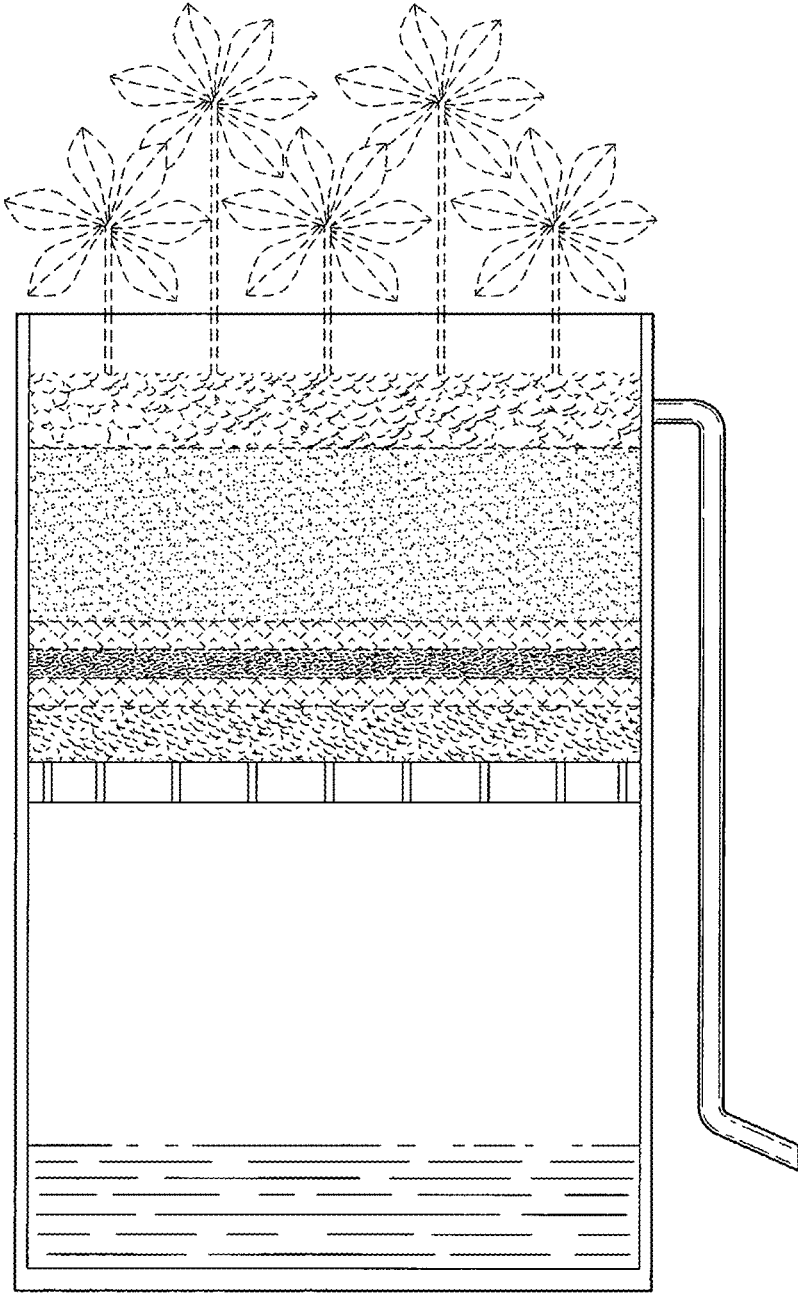


FIG. 2

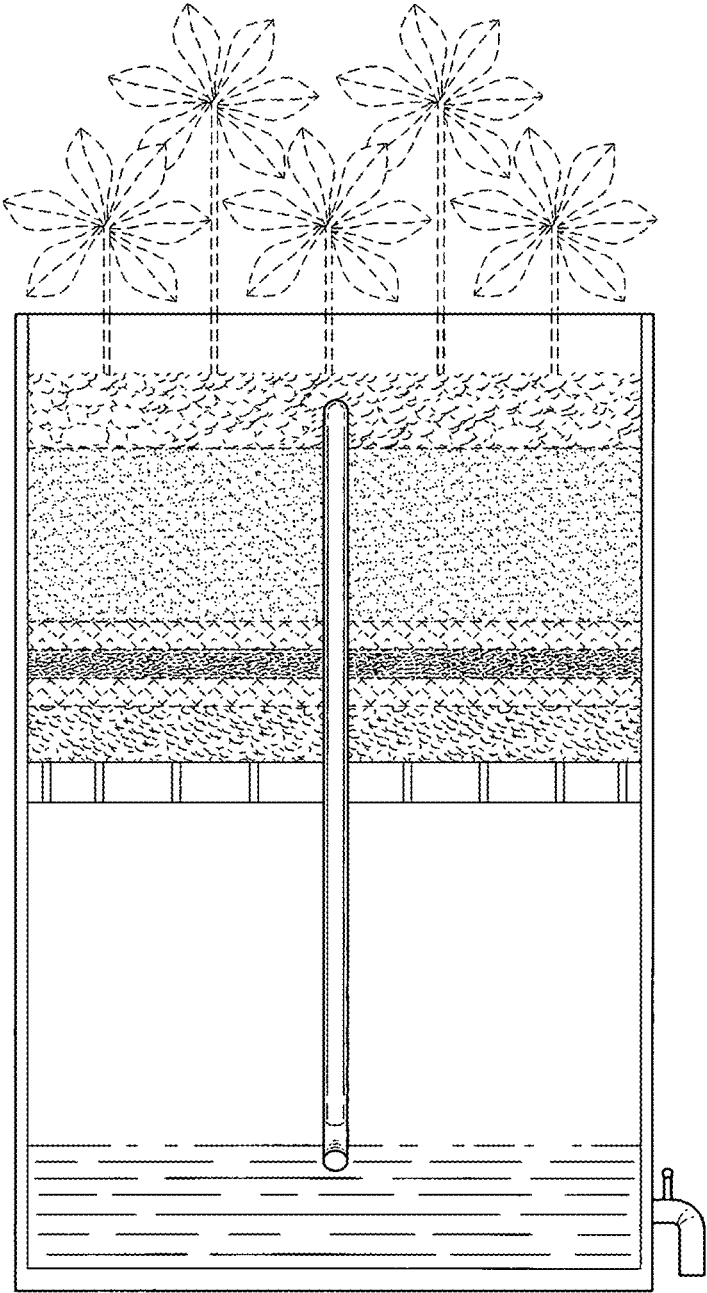


FIG. 3

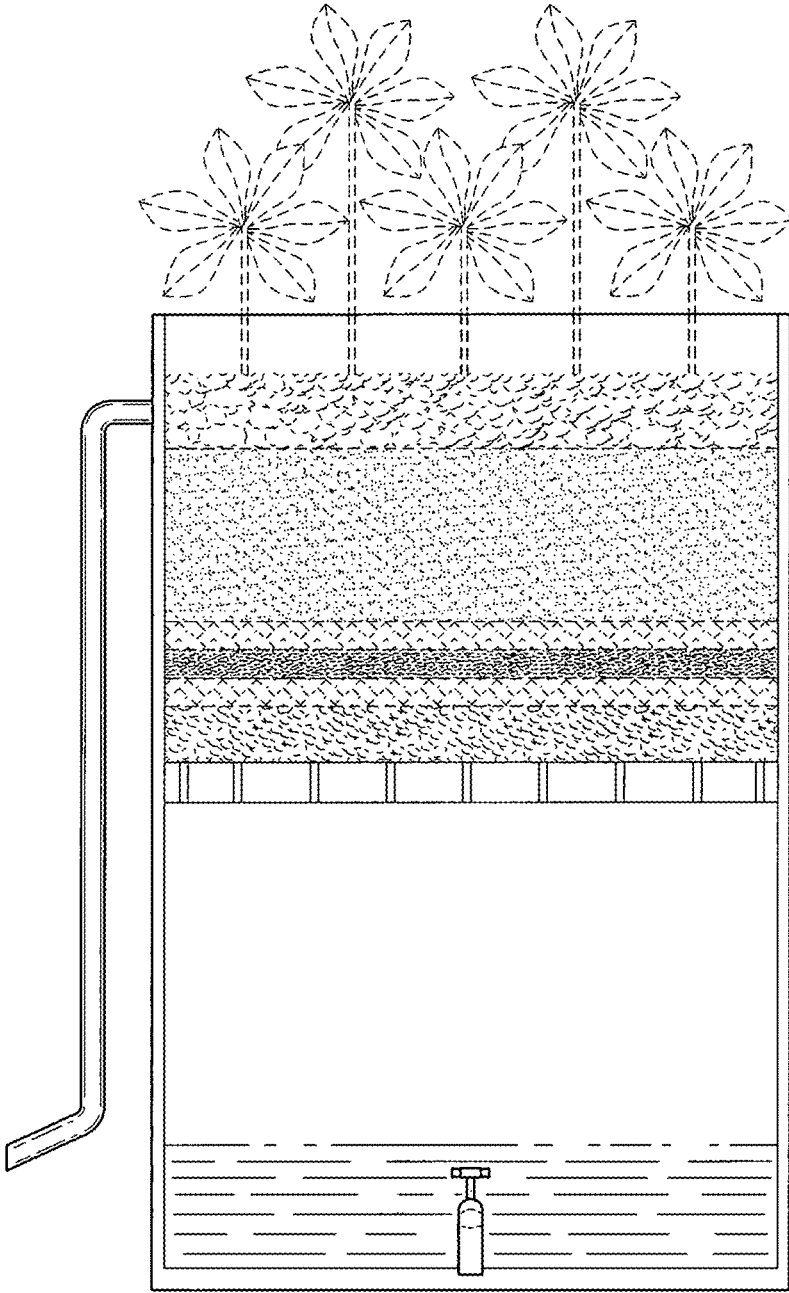


FIG. 4

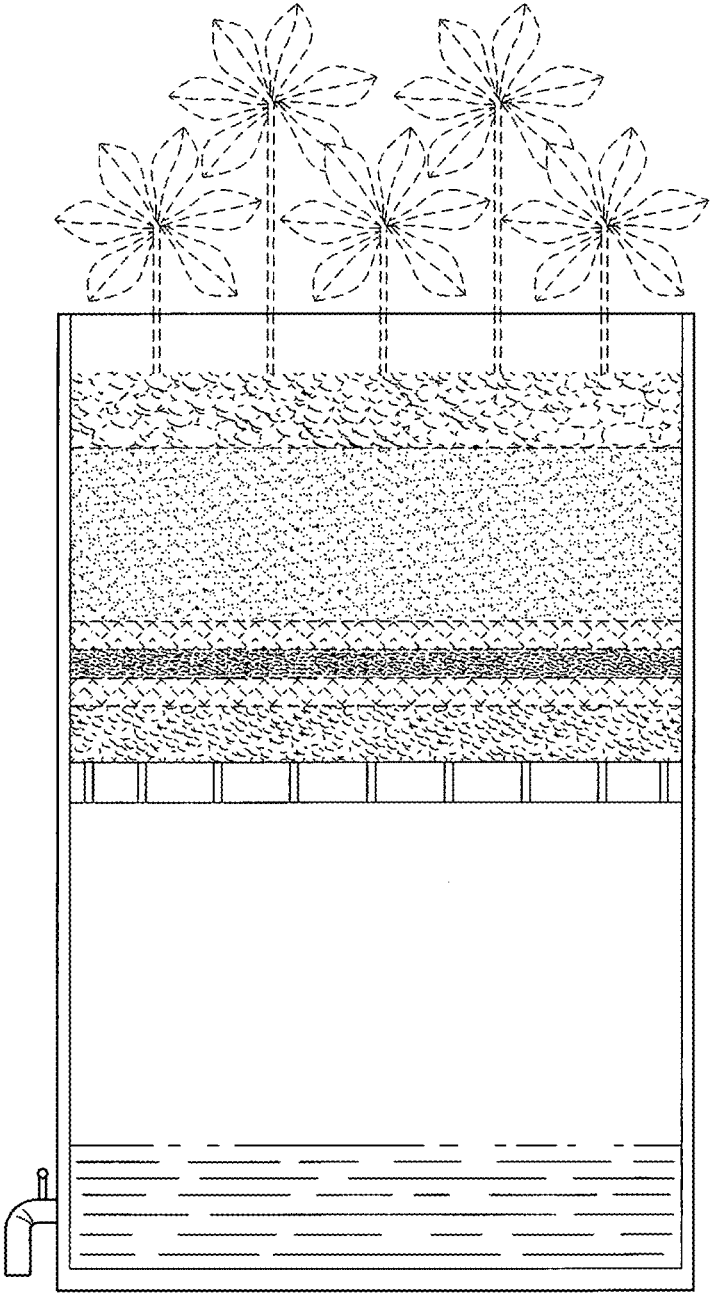


FIG. 5

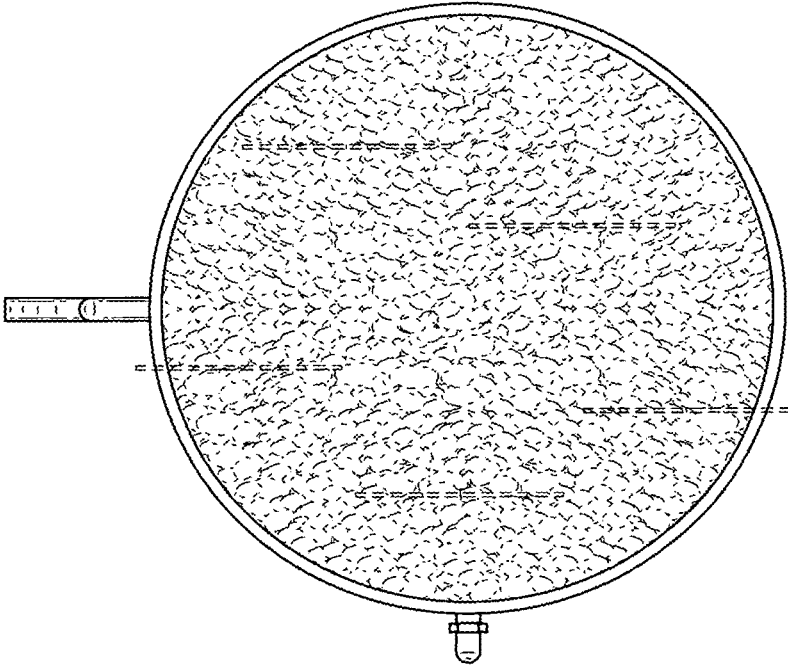


FIG. 6