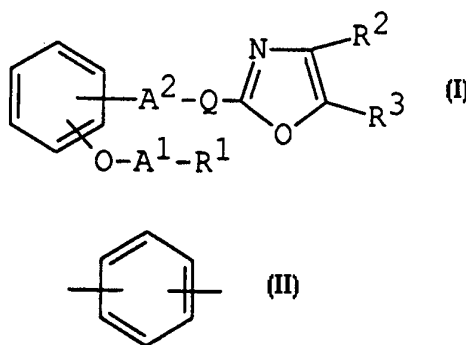




INTERNATIONAL APPLICATION PUBLISHED UNDER THE PATENT COOPERATION TREATY (PCT)

(51) International Patent Classification ⁶ : C07D 263/32, A61K 31/42	A1	(11) International Publication Number: WO 95/17393 (43) International Publication Date: 29 June 1995 (29.06.95)
<p>(21) International Application Number: PCT/JP94/02116</p> <p>(22) International Filing Date: 16 December 1994 (16.12.94)</p> <p>(30) Priority Data: 9325962.0 20 December 1993 (20.12.93) GB 9422404.5 7 November 1994 (07.11.94) GB</p> <p>(71) Applicant (for all designated States except US): FUJISAWA PHARMACEUTICAL Co., LTD. [JP/JP]; 4-7, Doshomachi 3-chome, Chuo-ku, Osaka-shi, Osaka 541 (JP).</p> <p>(72) Inventors; and (75) Inventors/Applicants (for US only): TANIGUCHI, Kiyoshi [JP/JP]; 2-1-28, Minamiochiai, Suma-ku, Kobe-shi, Hyogo 654-01 (JP). NAGANO, Masanobu [JP/JP]; 4-6-19, Midoridai, Kawanishi-shi, Hyogo 666-01 (JP). HATTORI, Kouji [JP/JP]; 1-7-1-915, Sumiregaoka, Takarazuka-shi, Hyogo 665 (JP). TSUBAKI, Kazunori [JP/JP]; 3-21-3-108, Yamadanishi, Suita-shi, Osaka 565 (JP). OKITSU, Osamu [JP/JP]; 4-20-519, Kumano-cho, Nishinomiya-shi, Hyogo 663 (JP). TABUCHI, Seiichiro [JP/JP]; 4-20-411, Kumano-cho, Nishinomiya-shi, Hyogo 663 (JP).</p>	<p>(74) Agent: SEKI, Hideo; Fujisawa Pharmaceutical Co., Ltd., Osaka Factory, 1-6, Kashima 2-chome, Yodogawa-ku, Osaka-shi, Osaka 532 (JP).</p> <p>(81) Designated States: AU, CA, CN, HU, JP, KR, RU, US, European patent (AT, BE, CH, DE, DK, ES, FR, GB, GR, IE, IT, LU, MC, NL, PT, SE).</p> <p>Published <i>With international search report.</i></p>	

(54) Title: 4,5-DIARYLOXAZOLE DERIVATIVES



(57) Abstract

Heterocyclic compounds of formula (I) wherein R¹ is carboxy or protected carboxy, R² is aryl which may have suitable substituent(s), R³ is aryl which may have suitable substituent(s), A¹ is lower alkylene, A² is bond or lower alkylene and -Q- is (II), etc., and pharmaceutically acceptable salts thereof which are useful as a medicament.

FOR THE PURPOSES OF INFORMATION ONLY

Codes used to identify States party to the PCT on the front pages of pamphlets publishing international applications under the PCT.

AT	Austria	GB	United Kingdom	MR	Mauritania
AU	Australia	GE	Georgia	MW	Malawi
BB	Barbados	GN	Guinea	NE	Niger
BE	Belgium	GR	Greece	NL	Netherlands
BF	Burkina Faso	HU	Hungary	NO	Norway
BG	Bulgaria	IE	Ireland	NZ	New Zealand
BJ	Benin	IT	Italy	PL	Poland
BR	Brazil	JP	Japan	PT	Portugal
BY	Belarus	KE	Kenya	RO	Romania
CA	Canada	KG	Kyrgystan	RU	Russian Federation
CF	Central African Republic	KP	Democratic People's Republic of Korea	SD	Sudan
CG	Congo	KR	Republic of Korea	SE	Sweden
CH	Switzerland	KZ	Kazakhstan	SI	Slovenia
CI	Côte d'Ivoire	LI	Liechtenstein	SK	Slovakia
CM	Cameroon	LK	Sri Lanka	SN	Senegal
CN	China	LU	Luxembourg	TD	Chad
CS	Czechoslovakia	LV	Latvia	TG	Togo
CZ	Czech Republic	MC	Monaco	TJ	Tajikistan
DE	Germany	MD	Republic of Moldova	TT	Trinidad and Tobago
DK	Denmark	MG	Madagascar	UA	Ukraine
ES	Spain	ML	Mali	US	United States of America
FI	Finland	MN	Mongolia	UZ	Uzbekistan
FR	France			VN	Viet Nam
GA	Gabon				

- 1 -

DESCRIPTION

4,5-Diaryloxazole derivatives

5 TECHNICAL FIELD

This invention relates to new heterocyclic compounds and pharmaceutically acceptable salts thereof which are useful as a medicament.

10 BACKGROUND ART

Some heterocyclic compounds have been known as described, for example, in EP 0434034A1.

DISCLOSURE OF INVENTION

15 This invention relates to new heterocyclic compounds. More particularly, this invention relates to new heterocyclic compounds and pharmaceutically acceptable salts thereof which have pharmacological activities such as an inhibitory activity on platelet aggregation, 20 vasodilating activity, antihypertensive activity or the like and are prostaglandin I₂ agonists, to processes for their production, to a pharmaceutical composition containing the same and to a use thereof for manufacture of medicaments.

25 Accordingly, one object of this invention is to provide new and useful heterocyclic compounds and pharmaceutically acceptable salts thereof.

Another object of this invention is to provide processes for production of the heterocyclic compounds and 30 salts thereof.

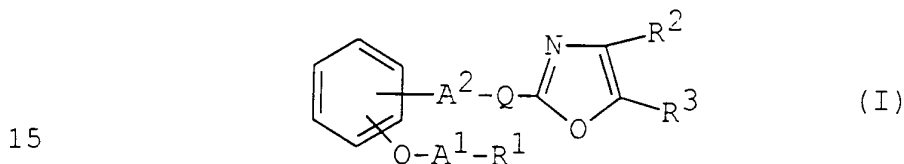
A further object of this invention is to provide a pharmaceutical composition containing, as an active ingredient, said heterocyclic compounds or pharmaceutically acceptable salts thereof.

Still further object of this invention is to provide

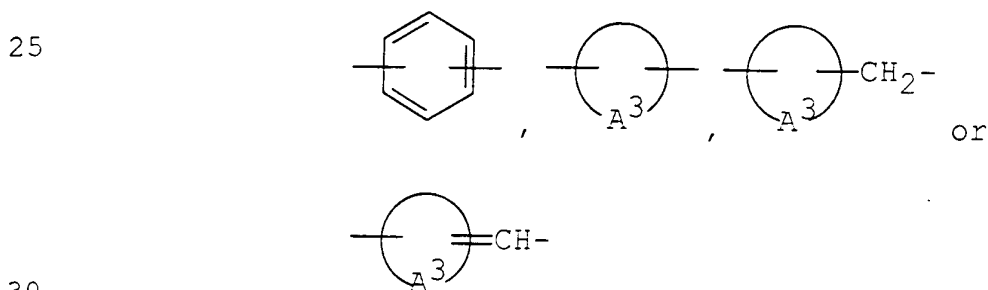
- 2 -

use of the heterocyclic compounds and pharmaceutically acceptable salts thereof for manufacture of medicaments for the therapeutic and/or prophylactic treatment of arterial obstruction, cerebrovascular disease, hepatic
 5 cirrhosis, arteriosclerosis, ischemic heart disease, restenosis after percutaneous transluminal coronary angioplasty, hypertension or the like.

The heterocyclic compounds of this invention can be
 10 represented by the following formula (I) :



wherein R¹ is carboxy or protected carboxy,
 R² is aryl which may have suitable substituent(s),
 20 R³ is aryl which may have suitable substituent(s),
 A¹ is lower alkylene,
 A² is bond or lower alkylene and
 -Q- is

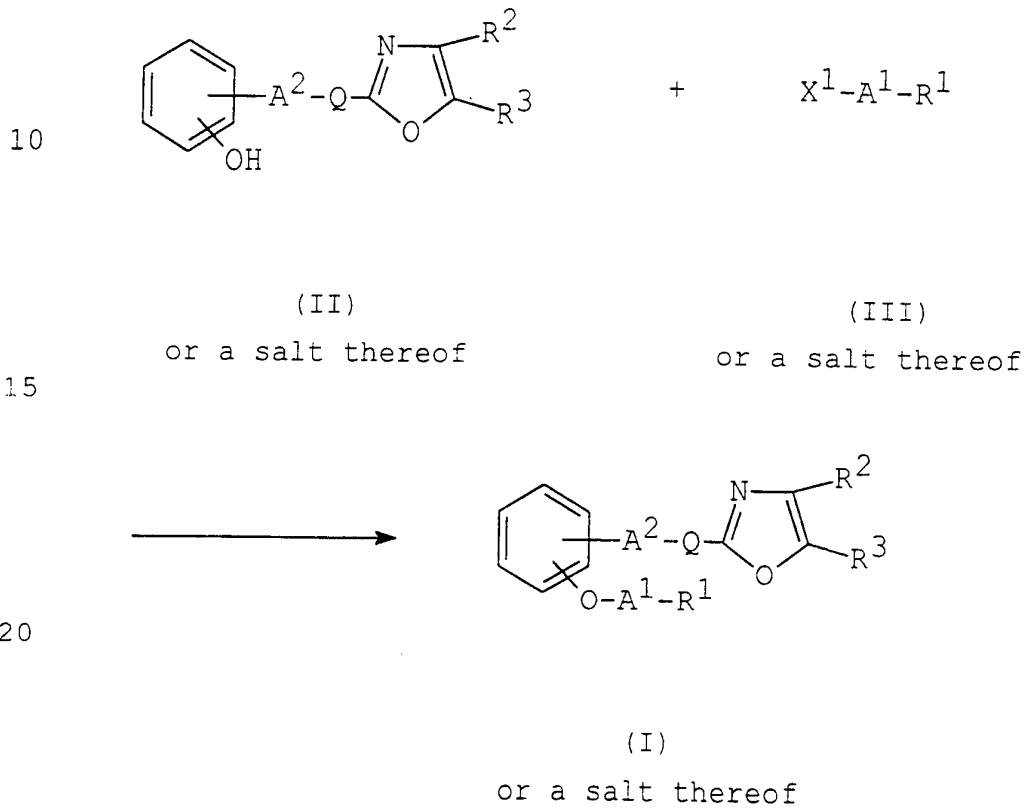


(in which is cyclo(lower)alkane or cyclo(lower)alkene, each of which may have suitable substituent(s)).

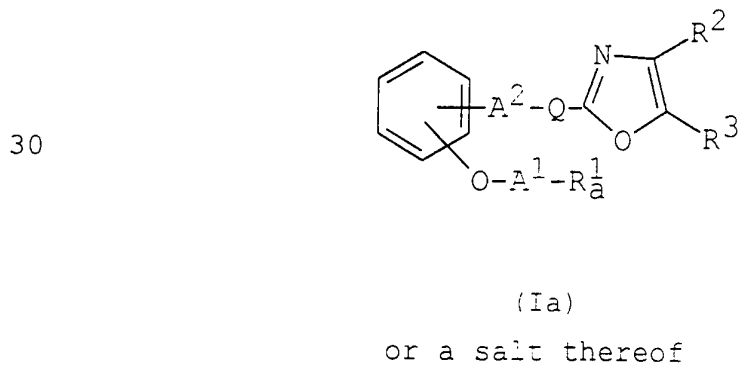
35

According to the present invention, the new heterocyclic compounds (I) can be prepared by the processes which are illustrated in the following scheme.

5 Process 1



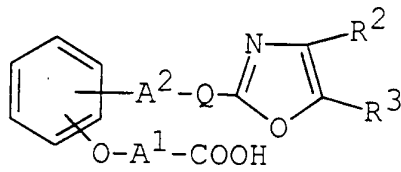
25 Process 2



- 4 -

Elimination reaction of
the carboxy protective group .

5

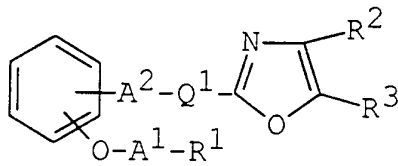


10

(Ib)

or a salt thereof

15 Process 3



20

(Ic)

or a salt thereof

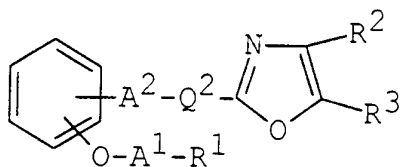
25

oxidation

30

35

- 5 -

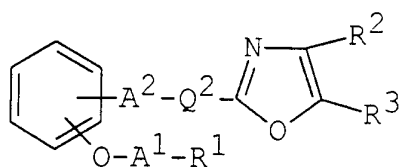


5

(Id)

or a salt thereof

10 Process 4

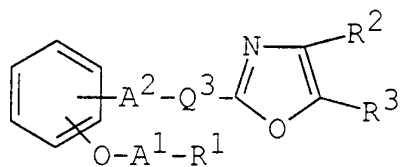
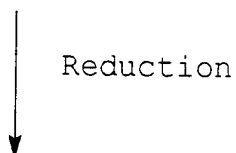


15

(Id)

or a salt thereof

20



25

30

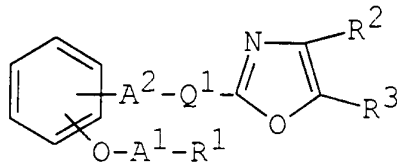
(Ie)

or a salt thereof

35

Process 5

5



(Ic)

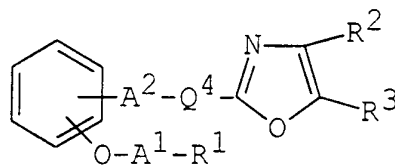
or a salt thereof

10



Reduction

15



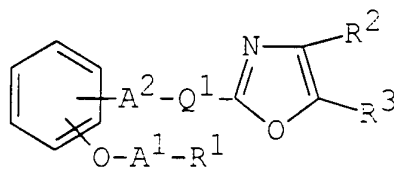
(If)

or a salt thereof

20

Process 6

25



(Ic)

or a salt thereof

30

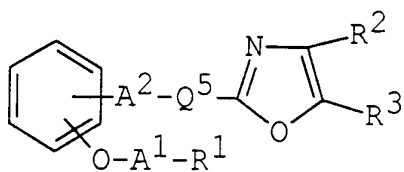
35

- 7 -

Oxidation



5



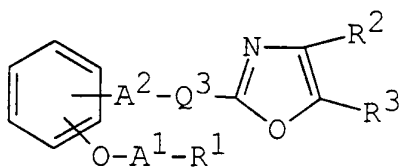
10

(Ig)

or a salt thereof

15

Process 7



20

(Ie)

or a salt thereof

25

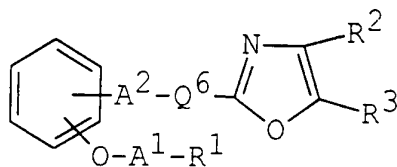
Alkylation



30

35

5



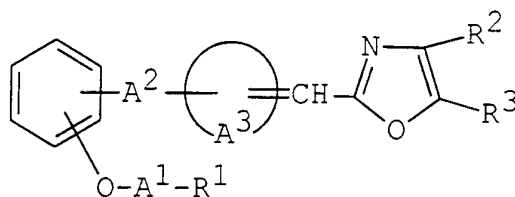
(Ih)

or a salt thereof

10

Process 8

15



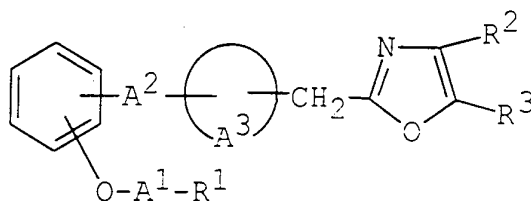
(Ii)

or a salt thereof

20

Reduction

25



30

(Ij)

or a salt thereof

35

- 9 -

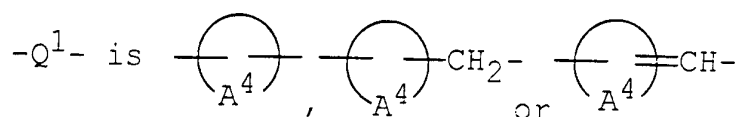
wherein R^1 , R^2 , R^3 , A^1 , A^2 , $-Q-$, and $\textcircled{A^3}$ are each as

defined above,

X^1 is an acid residue,

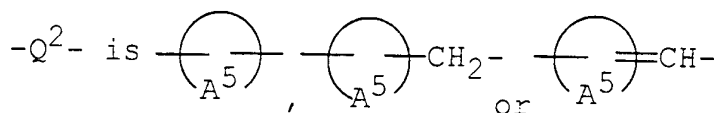
5

R_a^1 is protected carboxy,



10

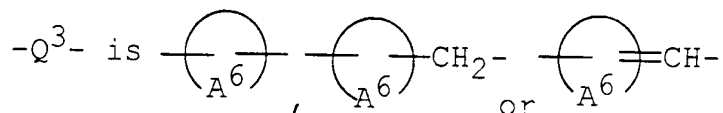
(in which $\textcircled{A^4}$ is cyclo(lower)alkene),



15

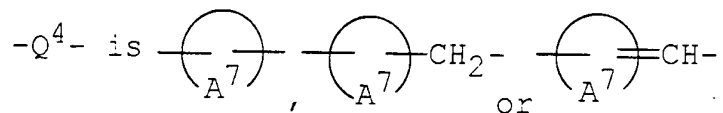
(in which $\textcircled{A^5}$ is cyclo(lower)alkane
having an epoxy group),

20



(in which $\textcircled{A^6}$ is cyclo(lower)alkane
having a hydroxy group),

25

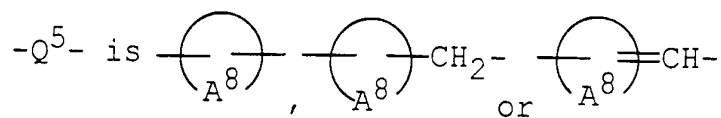



30

(in which $\textcircled{A^7}$ is cyclo(lower)alkane),

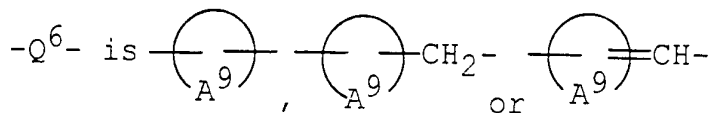
35


5



(in which  is cyclo(lower)alkane having two hydroxy groups), and

10



(in which  is cyclo(lower)alkane having a lower alkoxy group).

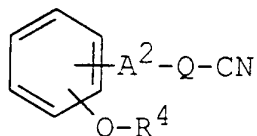
15

The starting compound (II) is novel and can be prepared by the following processes.

20

Process A

25

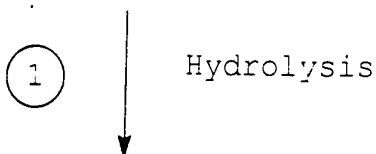


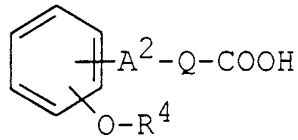
(IV)

30

or a salt thereof

35





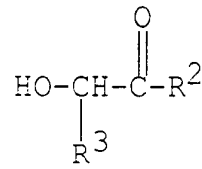
5

(Va)

or a salt thereof

10

(2)



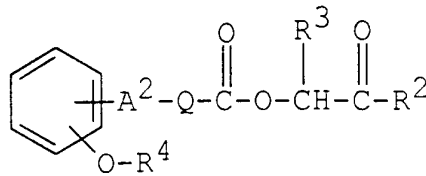
(VI)

or a salt thereof

15



20



(VII)

or a salt thereof

25

(3)



(VIII)

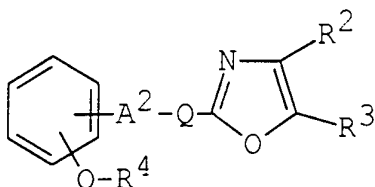
or a salt thereof

30



35

5



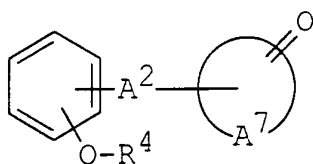
(IX)

or a salt thereof

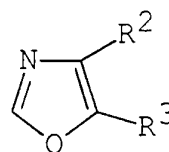
10

Process B

15



+



20

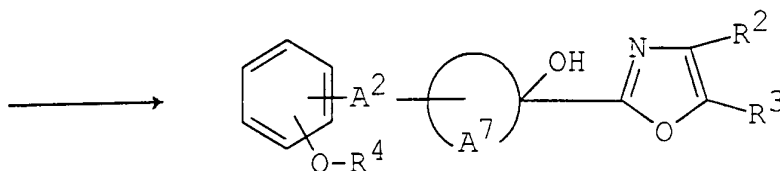
(X)

or a salt thereof

(XI)

or a salt thereof

25



30

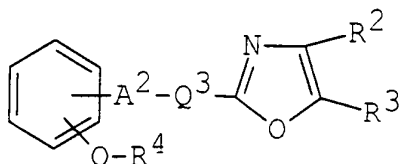
(XIIa)

or a salt thereof

35

Process C

5



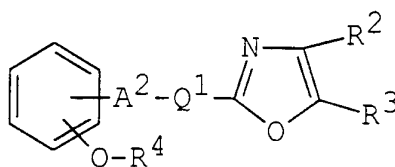
10

(XII)
or a salt thereof

15

Dehydration

20

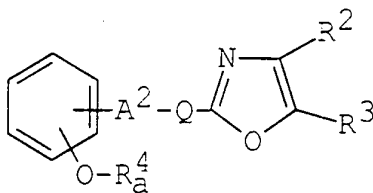


25

(IXa)
or a salt thereof

Process D

30



35

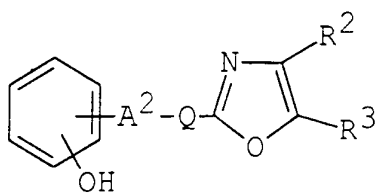
(IXb)
or a salt thereof

- 14 -

Dealkylation

5

10



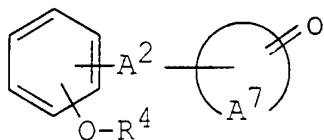
(II)

15

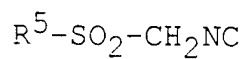
or a salt thereof

Process E

20



+



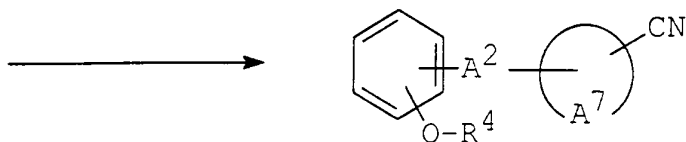
(X)

(XIII)

25

or a salt thereof

30

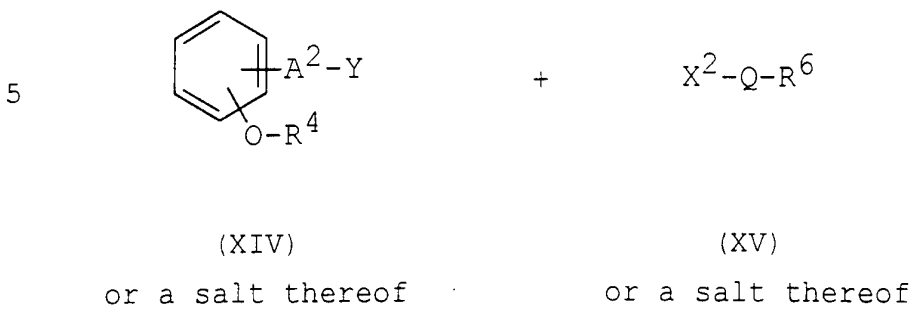


(IVa)

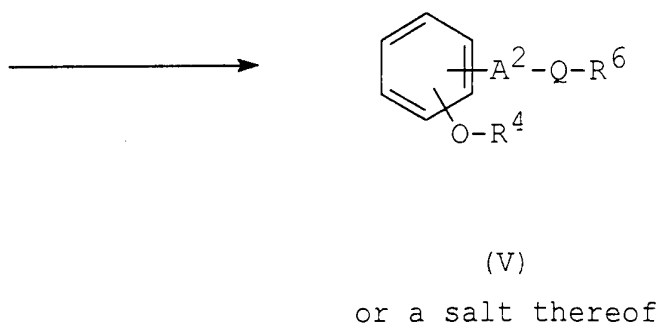
or a salt thereof

35

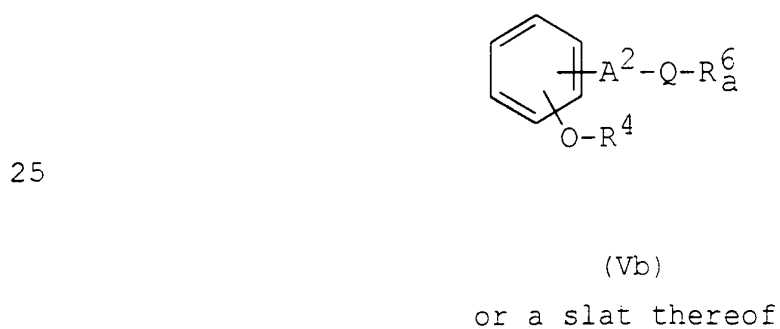
Process F



10



20 Process G

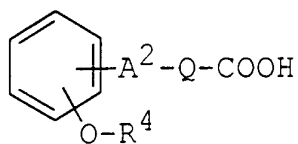


30

Elimination reaction of
the carboxy protective group

35

- 16 -

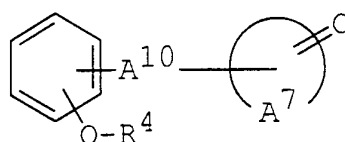


5

(Va)

or a salt thereof

10 Process H

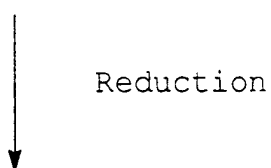


15

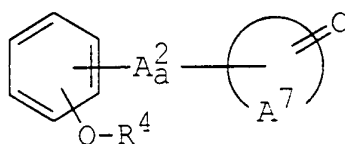
(XVI)

or a salt thereof

20



25



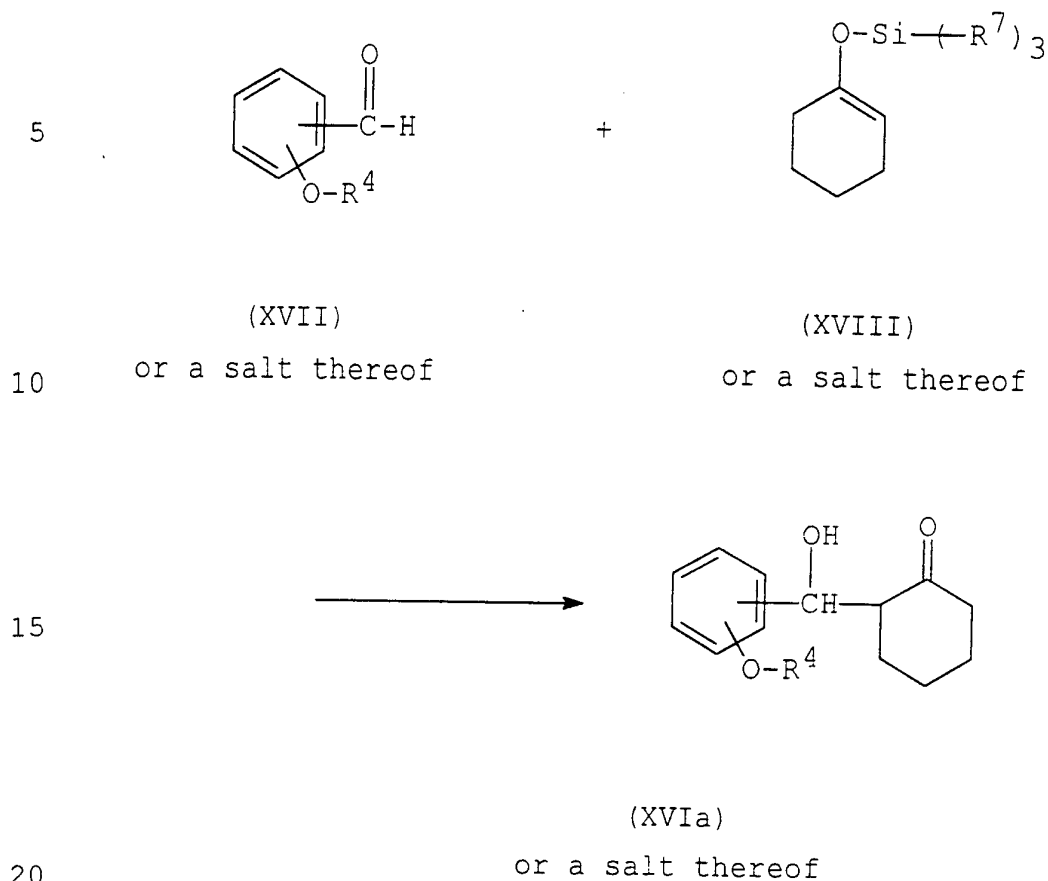
30

(Xa)

or a salt thereof

35

- 17 -

Process I

wherein R^2 , R^3 , A^2 , $\textcircled{A^7}$, $-Q-$, $-Q^1-$ and $-Q^3-$ are each as defined above,

- 25 R^4 is hydrogen or lower alkyl,
 R_a^4 is lower alkyl,
 Y is halogen,
 X^2 is an acid residue,
 R^5 is aryl which may have suitable substituent(s),
 30 R^6 is carboxy or protected carboxy,
 R_a^6 is protected carboxy,
 A^{10} is lower alkylene having a hydroxy group,
 A_a^2 is lower alkylene, and
 R^7 is lower alkyl.

35

- 18 -

Suitable pharmaceutically acceptable salts of the object compound (I) are conventional non-toxic salts and include a metal salt such as an alkali metal salt (e.g. sodium salt, potassium salt, etc.) and an alkaline earth metal salt (e.g. calcium salt, magnesium salt, etc.), an ammonium salt, an organic base salt (e.g. trimethylamine salt, triethylamine salt, pyridine salt, picoline salt, dicyclohexylamine salt, N,N'-dibenzylethylenediamine salt, etc.), an organic acid salt (e.g. acetate, maleate, tartrate, methanesulfonate, benzenesulfonate, formate, toluenesulfonate, trifluoroacetate, etc.), an inorganic acid salt (e.g. hydrochloride, hydrobromide, sulfate, phosphate, etc.), a salt with an amino acid (e.g. arginine, aspartic acid, glutamic acid, etc.), and the like.

In the above and subsequent descriptions of the present specification, suitable examples and illustrations of the various definitions which the present invention include within the scope thereof are explained in detail as follows.

The term "lower" is intended to mean 1 to 6 carbon atom(s), unless otherwise indicated.

Suitable "aryl" may include phenyl, naphthyl and the like.

Suitable "lower alkylene" may include straight or branched one having 1 to 6 carbon atom(s), such as methylene, ethylene, trimethylene, tetramethylene, pentamethylene, hexamethylene or the like, preferably one having 1 to 3 carbon atom(s).

Suitable "lower alkyl" may include straight or branched one having 1 to 6 carbon atom(s), such as methyl, ethyl, propyl, isopropyl, butyl, isobutyl, sec-butyl, t-butyl, pentyl, t-pentyl, hexyl or the like, preferably one having 1 to 4 carbon atom(s).

Suitable "protected carboxy" may include esterified

- 19 -

carboxy and the like.

Suitable example of the ester moiety of an esterified carboxy may be the ones such as lower alkyl ester (e.g. methyl ester, ethyl ester, propyl ester, isopropyl ester, butyl ester, isobutyl ester, tert-butyl ester, pentyl ester, hexyl ester, etc.) which may have at least one suitable substituent(s), for example, lower alkanoyloxy(lower)alkyl ester [e.g. acetoxymethyl ester, propionyloxymethyl ester, butyryloxymethyl ester, valeryloxymethyl ester, pivaloyloxymethyl ester, hexanoyloxymethyl ester, 1(or 2)-acetoxyethyl ester, 1(or 2 or 3)-acetoxypropyl ester, 1(or 2 or 3 or 4)-acetoxybutyl ester, 1(or 2)-propionyloxyethyl ester, 1(or 2 or 3)-propionyloxypropyl ester, 1(or 2)-butyryloxyethyl ester, 1(or 2)-isobutyryloxyethyl ester, 1(or 2)-pivaloyloxyethyl ester, 1(or 2)-hexanoyloxyethyl ester, isobutyryloxymethyl ester, 2-ethylbutyryloxymethyl ester, 3,3-dimethylbutyryloxymethyl ester, 1(or 2)-pentanoyloxyethyl ester, etc.], lower alkylsulfonyl(lower)alkyl ester (e.g. 2-mesyloethyl ester, etc.), mono(or di or tri)-halo(lower)alkyl ester (e.g. 2-iodoethyl ester, 2,2,2-trichloroethyl ester, etc.), lower alkoxy-carbonyloxy(lower)alkyl ester (e.g. methoxycarbonyloxymethyl ester, ethoxycarbonyloxymethyl ester, 2-methoxycarbonyloxyethyl ester, 1-ethoxycarbonyloxyethyl ester, 1-isopropoxycarbonyloxyethyl ester, etc.), phthalidylidene(lower)alkyl ester, or (5-lower alkyl 2-oxo-1,3-dioxol-4-yl)(lower)alkyl ester [e.g. (5-methyl-2-oxo-1,3-dioxol-4-yl)methyl ester, (5-ethyl-2-oxo-1,3-dioxol-4-yl)methyl ester, (5-propyl-2-oxo-1,3-dioxol-4-yl)ethyl ester, etc.]; lower alkenyl ester (e.g. vinyl ester, allyl ester, etc.); lower alkynyl ester (e.g. ethynyl ester, propynyl ester, etc.); ar(lower)alkyl ester which may have at least one suitable

- 20 -

substituent(s) such as mono(or di or tri)-
phenyl(lower)alkyl ester which may have at least one
suitable substituent(s) (e.g. benzyl ester, 4-
methoxybenzyl ester, 4-nitrobenzyl ester, phenethyl ester,
5 trityl ester, benzhydryl ester, bis(methoxyphenyl)methyl
ester, 3,4-dimethoxybenzyl ester, 4-hydroxy-3,5-di-tert-
butylbenzyl ester, etc.);
aryl ester which may have at least one suitable
substituent(s) (e.g. phenyl ester, 4-chlorophenyl ester,
10 tolyl ester, tert-butylphenyl ester, xylyl ester, mesityl
ester, cumenyl ester, etc.);
phthalidyl ester; and the like.

Suitable "substituent" in the term "aryl which may
have suitable substituent(s)" may include halogen, amino,
15 hydroxy, lower alkoxy, lower alkyl as exemplified above,
and the like.

Suitable "cyclo(lower)alkane" may include
cyclopropane, cyclobutane, cyclopentane and cyclohexane.

Suitable "cyclo(lower)alkene" may include
20 cyclopropene, cyclobutene, cyclopentene and cyclohexene.

Suitable "substituent" in the term
"cyclo(lower)alkane or cyclo(lower)alkene, each of which
may have suitable substituent(s)" may include epoxy,
hydroxy, lower alkoxy and the like.

Suitable "lower alkoxy" may include methoxy, ethoxy,
25 propoxy, isopropoxy, butoxy, isobutoxy, t-butoxy,
pentyloxy, t-pentyloxy, hexyloxy and the like.

Suitable "acid residue" may include halogen (e.g.
chlorine, bromine, iodine, etc.), lower alkanoyloxy (e.g.
30 acetyloxy, etc.), sulfonyloxy (e.g. methylsulfonyloxy,
phenylsulfonyloxy, tolylsulfonyloxy, etc.), and the like.

Suitable "halogen" may include the ones as
exemplified above.

35 Preferred embodiments of the object compound (I) are

- 21 -

as follows:

R¹ is carboxy, or protected carboxy (more preferably esterified carboxy, most preferably lower alkoxy-carbonyl,

5

R² is aryl which may have one to three (more preferably one) suitable substituent(s) [more preferably phenyl or lower alkylphenyl],

R³ is aryl which may have one to three (more preferably one) suitable substituent(s) [more preferably phenyl or lower alkylphenyl],

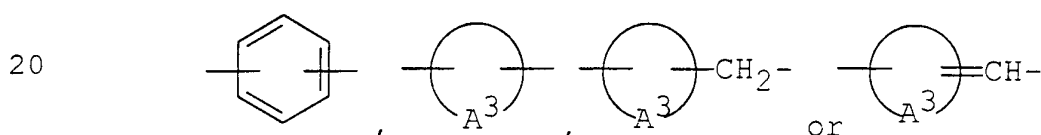
10

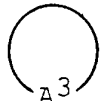
A¹ is lower alkylene (more preferably C₁-C₃ alkylene, most preferably methylene),

A² is bond, or lower alkylene (more preferably C₁-C₃ alkylene, most preferably methylene), and

15

-Q- is



(in which  is cyclo(lower)alkane or

25

cyclo(lower)alkene, each of which may have one to three (more preferably one or two) suitable substituent(s) (more preferably substituent(s) selected from the group consisting of epoxy, hydroxy and lower alkoxy)).

30

More preferred embodiments of the object compound (I) are as follows :

R¹ is carboxy, or protected carboxy (more preferably esterified carboxy, most preferably lower

35

- 22 -

alkoxycarbonyl),

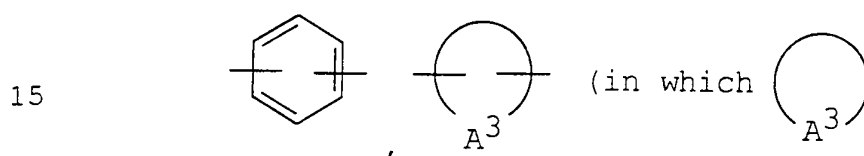
R² is aryl which may have one to three (more preferably one) suitable substituent(s) [more preferably phenyl or lower alkylphenyl],

5 R³ is aryl which may have one to three (more preferably one) suitable substituent(s) [more preferably phenyl or lower alkylphenyl],

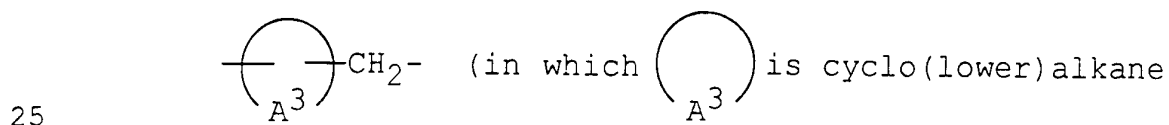
A¹ is lower alkylene (more preferably C₁-C₃ alkylene, most preferably methylene),

10 A² is bond, or lower alkylene (more preferably C₁-C₃ alkylene, most preferably methylene), and

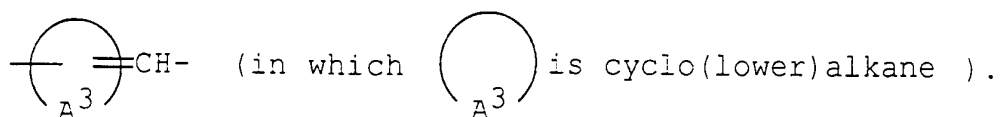
-Q- is



20 is cyclo(lower)alkane which may have a substituent selected from the group consisting of epoxy, hydroxy and lower alkoxy, or cyclo(lower)alkene),



30 which may have one or two substituent(s) selected from the group consisting of epoxy and hydroxy, or cyclo(lower)alkene), or



35

- 23 -

The processes for preparing the object and starting compounds of the present invention are explained in detail in the following.

5 Process 1

The compound (I) or a salt thereof can be prepared by reacting the compound (II) or a salt thereof with the compound (III) or a salt thereof.

10 This reaction is usually carried out in a solvent such as acetonitrile, benzene, N,N-dimethylformamide, tetrahydrofuran, methylene chloride, ethylene chloride, chloroform, diethyl ether or any other solvent which does not adversely affect the reaction.

15 The reaction temperature is not critical and the reaction is usually carried out under cooling to warming.

The reaction is usually carried out in the presence of a base.

20 Suitable base may include the inorganic base such as alkali metal hydroxide (e.g. sodium hydroxide, potassium hydroxide, etc.), alkaline earth metal hydroxide (e.g. magnesium hydroxide, calcium hydroxide, etc.), alkali metal carbonate (e.g. sodium carbonate, potassium carbonate, etc.), alkaline earth metal carbonate (e.g. magnesium carbonate, calcium carbonate, etc.) or the like,
25 and the organic base such as tri(lower)alkylamine (e.g., trimethylamine, triethylamine, diisopropylethylamine, etc.), di(lower)alkylaniline (e.g. dimethylaniline, etc.), pyridine or the like.

30 Process 2

The compound (Ib) or a salt thereof can be prepared by subjecting the compound (Ia) or a salt thereof to elimination reaction of the carboxy protective group.

35 Suitable method of this reaction may include conventional one such as hydrolysis, reduction and the

- 24 -

like.

(i) For Hydrolysis :

5 The hydrolysis is preferably carried out in the presence of a base or an acid including Lewis acid.

Suitable base may include an inorganic base and an organic base such as an alkali metal [e.g. sodium, potassium, etc.], the hydroxide or carbonate or bicarbonate thereof, trialkylamine [e.g. trimethylamine, triethylamine, etc.], picoline, 1,5-diazabicyclo[4.3.0]-
10 non-5-ene, 1,4-diazabicyclo[2.2.2]octane, 1,8-diazabicyclo[5.4.0]undec-7-ene, or the like.

Suitable acid may include an organic acid [e.g. formic acid, acetic acid, propionic acid, trichloroacetic acid, trifluoroacetic acid, etc.] and an inorganic acid
15 [e.g. hydrochloric acid, hydrobromic acid, sulfuric acid, hydrogen chloride, hydrogen bromide, etc.]. The elimination using Lewis acid such as trihaloacetic acid [e.g. trichloroacetic acid, trifluoroacetic acid, etc.] or
20 the like is preferably carried out in the presence of cation trapping agents [e.g. anisole, phenol, etc.].

The reaction is usually carried out in a solvent such as water, an alcohol [e.g. methanol, ethanol, etc.], methylene chloride, tetrahydrofuran, 1,2-dimethoxyethane,
25 a mixture thereof or any other solvent which does not adversely influence the reaction. A liquid base or acid can be also used as the solvent. The reaction temperature is not critical and the reaction is usually carried out under cooling to warming.

30

(ii) For reduction :

Reduction is carried out in a conventional manner, including chemical reduction and catalytic reduction.

Suitable reducing agents to be used in chemical
35 reduction are a combination of a metal (e.g. tin, zinc,

- 25 -

iron, etc.) or metallic compound (e.g. chromium chloride, chromium acetate, etc.) and an organic or inorganic acid (e.g. formic acid, acetic acid, propionic acid, trifluoroacetic acid, p-toluenesulfonic acid, hydrochloric acid, hydrobromic acid, etc.).

Suitable catalysts to be used in catalytic reduction are conventional ones such as platinum catalysts (e.g. platinum plate, spongy platinum, platinum black, colloidal platinum, platinum oxide, platinum wire, etc.), palladium catalysts (e.g. spongy palladium, palladium black, palladium oxide, palladium on carbon, colloidal palladium, palladium on barium sulfate, palladium on barium carbonate, etc.), nickel catalysts (e.g. reduced nickel, nickel oxide, Raney nickel, etc.), cobalt catalysts (e.g. reduced cobalt, Raney cobalt, etc.), iron catalysts (e.g. reduced iron, Raney iron, etc.), copper catalysts (e.g. reduced copper, Raney copper, Ullman copper, etc.) and the like. The reduction is usually carried out in a conventional solvent which does not adversely influence the reaction such as water, methanol, ethanol, propanol, ethyl acetate, N,N-dimethylformamide, tetrahydrofuran, or a mixture thereof. Additionally, in case that the above-mentioned acids to be used in chemical reduction are in liquid, they can also be used as a solvent.

The reaction temperature of this reduction is not critical and the reaction is usually carried out under cooling to warming.

Process 3

The compound (Id) or a salt thereof can be prepared by subjecting the compound (Ic) or a salt thereof to oxidation reaction.

Oxidation is carried out in a conventional manner and suitable oxidizing reagent may include per acid (e.g., perbenzoic acid, m-chloroperbenzoic acid, performic acid,

- 26 -

peracetic acid, perphthalic acid, etc.), and the like.

The reaction is usually carried out in a conventional solvent such as water, alcohol, (e.g., methanol, ethanol, isopropyl alcohol, etc.), tetrahydrofuran, dioxane,
5 dichloromethane, ethylene dichloride, chloroform, N,N-dimethylformamide, N,N-dimethylacetamide, or any other organic solvent which does not adversely affect the reaction.

The reaction temperature is not critical and the
10 reaction is usually carried out under cooling to heating.

Process 4

The compound (Ie) or a salt thereof can be prepared by subjecting the compound (Id) or a salt thereof to
15 reduction reaction.

This reduction can be carried out in a similar manner to that of the aforementioned Process 2, and therefore the reagents to be used and the reaction conditions (e.g., solvent, reaction temperature, etc.) can be referred to
20 those of the Process 2.

Process 5

The compound (If) or a salt thereof can be prepared by subjecting the compound (Ic) or a salt thereof to
25 reduction reaction.

This reduction can be carried out in a similar manner to that of the aforementioned Process 2, and therefore the reagents to be used and the reaction conditions (e.g., solvent, reaction temperature, etc.) can be referred to
30 those of the Process 2.

Process 6

The compound (Ig) or a salt thereof can be prepared by subjecting the compound (Ic) or a salt thereof to
35 oxidation reaction.

- 27 -

This oxidation can be carried out in a similar manner to that of the aforementioned Process 3, and therefore the reagents to be used and the reaction conditions (e.g., solvent, reaction temperature, etc.) can be referred to those of the Process 3.

Process 7

The compound (Ih) or a salt thereof can be prepared by subjecting the compound (Ie) or a salt thereof to alkylation reaction.

This reaction can be carried out in accordance with the method disclosed in the Example 20 described later or a similar manner thereto.

Process 8

The compound (Ij) or a salt thereof can be prepared by subjecting the compound (Ii) or a salt thereof to reduction reaction.

This reduction can be carried out in a similar manner to that of the aforementioned Process 2, and therefore the reagents to be used and the reaction conditions (e.g., solvent, reaction temperature, etc.) can be referred to those of the Process 2.

Process A - ①

The compound (Va) or a salt thereof can be prepared by subjecting the compound (IV) or a salt thereof to hydrolysis reaction.

This reaction can be carried out in accordance with the method disclosed in the Preparation 2 described later or a similar manner thereto.

Process A - ②

The compound (VII) or a salt thereof can be prepared by reacting the compound (Va) or a salt thereof with the

- 28 -

compound (VI) or a salt thereof.

This reaction can be carried out in accordance with the method disclosed in the Preparation 3 described later or a similar manner thereto.

5

Process A - ③

The compound (IX) or a salt thereof can be prepared by reacting the compound (VII) or a salt thereof with the compound (VIII) or a salt thereof.

10

This reaction can be carried out in accordance with the method disclosed in the Preparation 4 described later or a similar manner thereto.

Process B

15

The compound (XIIa) or a salt thereof can be prepared by reacting the compound (X) or a salt thereof with the compound (XI) or a salt thereof.

This reaction can be carried out in accordance with the methods disclosed in the Preparations 6 and 7 described later or similar manners thereto.

20

Process C

The compound (IXa) or a salt thereof can be prepared by subjecting the compound (XII) or a salt thereof to dehydration reaction.

25

This reaction can be carried out in accordance with the methods disclosed in the Preparations 8 and 9 described later or similar manners thereto.

30

Process D

The compound (II) or a salt thereof can be prepared by subjecting the compound (IXb) or a salt thereof to dealkylation reaction.

35

The reagent to be used in this reaction may include halotrialkylsilane (e.g., iodotrimethylsilane, etc.),

- 29 -

alkali metal thioalkoxide (e.g., sodium thioethoxide, etc.), alkali metal sulfide (e.g., sodium sulfide, etc.), alkali metal diphenylphosphide (e.g., lithium diphenylphosphide, etc.), aluminum halide (e.g., aluminum chloride, aluminum bromide, etc.), boron trihalide (e.g., boron trichloride, boron tribromide, etc.), pyridine hydrochloride, alkylmagnesium halide (e.g., methylmagnesium iodide, etc.), lithium halide (e.g., lithium chloride, etc.), and the like.

10 The reaction is usually carried out in a conventional solvent such as water, alcohol, (e.g., methanol, ethanol, isopropyl alcohol, etc.), tetrahydrofuran, dioxane, dichloromethane, ethylene dichloride, chloroform, N,N-dimethylformamide, N,N-dimethylacetamide, or any other
15 organic solvent which does not adversely affect the reaction.

 The reaction temperature is not critical and the reaction is usually carried out under cooling to heating.

20 Process E

 The compound (IVa) or a salt thereof can be prepared by reacting the compound (X) or a salt thereof with the compound (XIII).

25 This reaction can be carried out in accordance with the method disclosed in the Preparation 1 described later or a similar manner thereto.

Process F

30 The compound (V) or a salt thereof can be prepared by reacting the compound (XIV) or a salt thereof with the compound (XV) or a salt thereof.

 This reaction can be carried out in accordance with the method disclosed in the Preparation 28 described later or a similar manner thereto.

35

- 30 -

Process G

The compound (Va) or a salt thereof can be prepared by subjecting the compound (Vb) or a salt thereof to elimination reaction of the carboxy protective group.

5 This reduction can be carried out in a similar manner to that of the aforementioned Process 2, and therefore the reagents to be used and the reaction conditions (e.g., solvent, reaction temperature, etc.) can be referred to those of the Process 2.

10

Process H

The compound (Xa) or a salt thereof can be prepared by subjecting the compound (XVI) or a salt thereof to reduction reaction.

15 This reduction can be carried out in a similar manner to that of the aforementioned Process 2, and therefore the reagents to be used and the reaction conditions (e.g., solvent, reaction temperature, etc.) can be referred to those of the Process 2.

20

Process I

The compound (XVIa) or a salt thereof can be prepared by reacting the compound (XVII) or a salt thereof with the compound (XVIII) or a salt thereof.

25 This reaction can be carried out in accordance with the method disclosed in the Preparation 43 described later or a similar manner thereto.

The object compound (I) of this invention and pharmaceutically acceptable salt thereof have
30 pharmacological activities such as an inhibitory activity on platelet aggregation, vasodilating activity, antihypertensive activity or the like and are prostaglandin I₂ agonists, and therefore can be used for treating and/or preventing arterial obstruction (e.g.,
35 chronic arterial obstruction, etc.), cerebrovascular

- 31 -

disease, gastric ulcer, hepatitis, hepatic insufficiency, hepatic cirrhosis, arteriosclerosis, ischemic heart disease, restenosis after percutaneous transluminal coronary angioplasty, hypertension, inflammation, heart failure, renal disease (e.g., renal failure, nephritis, etc.), diabetic neuropathy, diabetic nephropathy, peripheral circulatory disturbance, and the like, and can be also used for protecting organs after transplantation.

10 In order to show the utility of the object compound (I), pharmacological data of the representative compound thereof are shown in the following.

15 i) Inhibition of human platelet aggregation induced by ADP

[I] Test Compound :

Isomer C obtained in Example 2.

20 [II] Test method :

Human blood was obtained from healthy volunteers and mixed with 1/10 volume of 3.8% sodium citrate, pH 7.4. The citrate blood was centrifuged at 150 X g for 10 minutes and the platelet rich plasma (PRP) was removed. The remaining blood was centrifuged for a further 10 minutes at 1500 X g to prepare the platelet poor plasma (PPP), which was used as a reference for platelet aggregation. Aggregation studies were carried out using HEMATRACER 801 (NBS, Japan), a 8 channel aggregometer. 25 μ l of sample solution and 225 μ l of PRP were mixed and stirred at 1000 rpm for 2 minutes at 37°C. Aggregation was induced by ADP solution at the final concentration of 2.5 μ M.

35

- 32 -

[III] Test result :

Test Compound	Inhibition (%)
3.2 x 10 ⁻⁷ M	100 ± 0.4

mean ± S.E.

ii) Effect on mean arterial blood pressure in conscious rats

[I] Test Compound :

Sodium [3-[(1S)-2-(4,5-diphenyloxazol-2-yl)-2-cyclohexen-1-yl]methyl]phenoxy]acetate

[II] Test Method :

Male Sprague-Dawley rats, aged 8-9 weeks, were anesthetized with diethyl ether and a polyethylene cannula filled with heparin solution was inserted into the femoral artery of the rats to measure mean blood pressure. Mean blood pressure was measured with a pressure transducer and recorded on a polygraph. Two hours after operation, the test compound suspended in 0.5% methyl cellulose was administered orally in a volume of 5 ml/kg. Oral hypotensive effect of the test compound was expressed as the maximal decrease (R max). Briefly, R max was expressed as maximal % change compared to mean blood pressure prior to the administration of the test compound.

[III] Test Result :

Test Compound	R max (%)
3.2 mg/kg	31.3

- 33 -

The pharmaceutical composition of the present invention can be used in the form of a pharmaceutical preparation, for example, in solid, semisolid or liquid form (e.g. tablet, pellet, troche, capsule, suppository, cream, ointment, aerosol, powder, solution, emulsion, suspension etc.), which contains the object compound (I) or a pharmaceutically acceptable salt thereof as an active ingredient, suitable for rectal, pulmonary (nasal or buccal inhalation), nasal, ocular, external (topical), oral or parenteral (including subcutaneous, intravenous and intramuscular) administrations or insufflation.

The pharmaceutical composition of this invention can contain various organic or inorganic carrier materials, which are conventionally used for pharmaceutical purpose, such as excipient (e.g. sucrose, starch, mannit, sorbit, lactose, glucose, cellulose, talc, calcium phosphate, calcium carbonate, etc.), binding agent (e.g. cellulose, methyl cellulose, hydroxypropylcellulose, polypropylpyrrolidone, gelatin, gum arabic, polyethyleneglycol, sucrose, starch, etc.), disintegrator (e.g. starch, carboxymethyl cellulose, calcium salt of carboxymethyl cellulose, hydroxypropylstarch, sodium glycol-starch, sodium bicarbonate, calcium phosphate, calcium citrate, etc.), lubricant (e.g. magnesium stearate, talc, sodium laurylsulfate, etc.), flavoring agent (e.g. citric acid, mentol, glycine, orange powders, etc.), preservative (e.g. sodium benzoate, sodium bisulfite, methylparaben, propylparaben, etc.), stabilizer (e.g. citric acid, sodium citrate, acetic acid, etc.), suspending agent (e.g. methyl cellulose, polyvinylpyrrolidone, aluminum stearate, etc.), dispersing agent, aqueous diluting agent (e.g. water), base wax (e.g. cacao butter, polyethyleneglycol, white petrolatum, etc.).

The effective ingredient may usually be administered with a unit dose of 0.01 mg/kg to 50 mg/kg, 1 to 4 times a

- 34 -

day. However, the above dosage may be increased or decreased according to age, weight, conditions of the patient or the administering method.

5 The following preparations and examples are given only for the purpose of illustrating the present invention in more detail.

10

15

(to be continued on the next page)

20

25

30

35

- 35 -

Preparation 1

A solution of potassium tert-butoxide (4.10 g) in tert-butanol-1,2-dimethoxyethane (1:1, 38 ml) was added dropwise to a stirred solution of 2-[(3-methoxyphenyl)-methyl]cyclohexanone (4.10 g) and (p-tolylsulfonyl)methyl isocyanide (4.10 g) in 1,2-dimethoxyethane under ice cooling over 30 minutes. The resulting mixture was stirred at the same temperature for 1 hour and at room temperature for 2 hours and 30 minutes, and then a mixture of diethyl ether and water was added thereto. The organic layer was separated, washed with water and brine, dried over magnesium sulfate, and evaporated in vacuo. The oily residue was chromatographed over silica gel using n-hexane - ethyl acetate as an eluent to afford 1-cyano-2-[(3-methoxyphenyl)methyl]cyclohexane (3.73 g) as an oil.

IR (Film) : 2224, 1260 cm^{-1} NMR (CDCl_3 , δ) : 0.9-1.7 (16H, m), 1.8-2.7 (m)
+ 3.10 (dd, $J=3.5\text{Hz}$, 13.4Hz) + 3.35 (m) total
8H, 3.79 (3H, s), 3.80 (3H, s), 6.7-6.8 (6H, m),
7.1-7.3 (2H, m)(+) APCI Mass (m^+/z) : 230 (M^++1)Preparation 2

A solution of 1-cyano-2-[(3-methoxyphenyl)methyl]cyclohexane (3.60 g) and potassium hydroxide (2.82 g) in ethyleneglycol (12.3 ml) was refluxed for 5 hours, cooled to room temperature, and diluted with water and 5% sodium hydroxide aqueous solution. The resulting mixture was washed three times with diethyl ether, acidified with conc. hydrochloric acid, and extracted with diethyl ether. The extract was dried over magnesium sulfate and evaporated in vacuo to give 2-[(3-methoxyphenyl)-methyl]cyclohexanecarboxylic acid (3.11 g) as an oil.

IR (Film) : 2750-2350, 1700, 1260 cm^{-1} NMR (CDCl_3 , δ) : 0.8-2.3 (m) + 2.6-2.9 (m) total 24H,

- 36 -

3.8 (6H, s), 6.6-6.7 (6H, m), 7.0-7.3 (2H, m)
(-) APCI Mass (m^+/z) : 247 (M^+-1)

Preparation 3

5 1-Ethyl-3-(3-dimethylaminopropyl)carbodiimide
hydrochloride (501 mg) was added to a stirred solution of
2-[(3-methoxyphenyl)methyl]cyclohexanecarboxylic acid (500
mg), benzoin (427 mg), and 4-dimethylaminopyridine (12.2
mg) in dichloromethane (10 ml) under ice cooling. The
10 resulting mixture was stirred at the same temperature for
2 hours and at room temperature for 1 hour, and then a
mixture of ethyl acetate and 1N hydrochloric acid was
added thereto. The organic layer was separated, washed
successively with 1N hydrochloric acid, sodium bicarbonate
15 aqueous solution and brine, dried over magnesium sulfate,
and evaporated in vacuo. The residue was chromatographed
over silica gel using n-hexane - toluene as an eluent to
afford 2-oxo-1,2-diphenylethyl 2-[(3-methoxyphenyl)-
methyl]cyclohexanecarboxylate (455 mg) as a colorless oil.

20 IR (Film) : 1725, 1690 cm^{-1}

NMR (CDCl_3 , δ) : 0.9-2.3 (40H, broad), 2.5-3.0 (8H,
m), 3.6-3.8 (12H, m), 6.59-6.61 (m) + 6.68-6.76
(m) total 12H, 6.8-6.9 (4H, m), 7.0-7.5 (36H,
m), 7.9-8.0 (8H, m)

25 (+) APCI Mass (m^+/z) : 433 (M^++1)

Preparation 4

A solution of 2-oxo-1,2-diphenylethyl 2-[(3-methoxy-
phenyl)methyl]cyclohexanecarboxylate (440 mg) and ammonium
30 acetate (593 mg) in acetic acid (2.4 ml) was refluxed for
3 hours and cooled to room temperature, and a mixture of
water and dichloromethane was added thereto. The organic
layer was washed with water and sodium bicarbonate aqueous
solution, dried over magnesium sulfate, and evaporated in
35 vacuo to afford 2-[2-[(3-methoxyphenyl)methyl]cyclohexyl]-

- 37 -

4,5-diphenyloxazole (394 mg).

IR (Film) : 1600, 1260 cm^{-1}

NMR (CDCl_3 , δ) : 1.0-1.8 (14H, broad), 2.0-2.4

(broad) + 2.5-2.8 (broad) + 3.2-3.3 (m) total
5 10H, 6.6-6.7 (6H, m), 7.1 (2H, m), 7.3-7.4 (12H,
m), 7.5-7.7 (8H, m)

(+) APCI Mass (m^+/z) : 424 (M^+1)

Preparation 5

10 1.0 M Solution of boron tribromide in dichloromethane
(1.25 ml) was added dropwise to a stirred solution of 2-
[2-[(3-methoxyphenyl)methyl]cyclohexyl]-4,5-
diphenyloxazole (370 mg) in dichloromethane (2.0 ml) under
ice cooling. The resulting mixture was stirred at the
15 same temperature for 2 hours and at room temperature for
22 hours, and then a mixture of ethyl acetate and sodium
bicarbonate aqueous solution was added thereto. The
organic layer was washed with sodium bicarbonate aqueous
solution and brine, dried over magnesium sulfate, and
20 evaporated in vacuo. The oily residue was chromatographed
over silica gel using n-hexane - ethyl acetate as an
eluent to afford 2-[2-[(3-hydroxyphenyl)methyl]-
cyclohexyl]-4,5-diphenyloxazole (303 mg) as a syrup.

NMR (CDCl_3 , δ) : 0.8-1.1 (2H, m), 1.2-1.8 (12H,
25 broad), 2.0-2.8 (m) + 3.25-3.28 (m) total 10H,
6.5-6.7 (6H, m), 6.9-7.0 (2H, m), 7.2-7.4 (12H,
m), 7.5-7.7 (8H, m)

(+) APCI Mass (m^+/z) : 410 (M^+1)

30 Preparation 6

To a solution of 4,5-diphenyloxazole in
tetrahydrofuran (100 ml) at -78°C under nitrogen was added
n-butyllithium (in hexane, 1,7N, 12 ml). After 30
minutes, at the same temperature a solution of 2-(3-
35 methoxybenzyl)cyclopentanone (3.5 g) in tetrahydrofuran

- 38 -

(10 ml) was added dropwise thereto. After being stirred for 1 hour at 0°C, the reaction mixture was poured into a mixture of ethyl acetate (200 ml) and 1N-hydrochloric acid (50 ml). The organic layer was washed with saturated sodium bicarbonate aqueous solution and brine, dried over magnesium sulfate, and evaporated in vacuo. The oily residue was chromatographed (n-hexane - ethyl acetate : 5:1-2:1) on silica gel to afford 1-hydroxy-1-(4,5-diphenyloxazol-2-yl)-2-(3-methoxybenzyl)cyclopentane (8.0 g).

IR (Neat) : 3350-3400, 1600 cm^{-1}

NMR (CDCl_3 , δ) : 1.25-3.00 (9H, m), 3.57, 3.71 (3H, each s), 6.6-6.8 (3H, m), 7.0-7.8 (11H, m)

Mass (m/e) : 426 ($\text{M}^+ + 1$)

Preparation 7

A 1.5 M solution of lithium diisopropylamide mono(tetrahydrofuran) in cyclohexane (19.9 ml) was added dropwise to a stirred solution of 4,5-diphenyloxazole (6.0 g) in tetrahydrofuran (36 ml) and diethyl ether (18 ml) under dry ice - carbon tetrachloride cooling and the mixture was stirred at the same temperature for a while and at 0°C for a while. A solution of 2-[(3-methoxyphenyl)methyl]cyclohexanone (5.92 g) in tetrahydrofuran (16 ml) was added to the reaction mixture under dry ice-acetone cooling, and the resulting mixture was stirred at the same temperature for several hours. Then the reaction temperature was allowed to rise gradually to room temperature and the reaction mixture was allowed to stand at room temperature overnight. The mixture was treated with ammonium chloride aqueous solution and partitioned between ethyl acetate and 1N hydrochloric acid. The ethyl acetate layer was separated and washed successively with 1N hydrochloric acid (twice), sodium bicarbonate aqueous solution, and brine, dried over

- 39 -

magnesium sulfate, and evaporated in vacuo. The oily residue was chromatographed (n-hexane - ethyl acetate (10:1)) over silica gel. The first eluate afforded
2-[(1RS,2RS)-1-hydroxy-2-[(3-methoxyphenyl)methyl]-
5 cyclohexyl]-4,5-diphenyloxazole (4.48 g) as pale yellow paste.

IR (Neat) : 3430, 1590, 1250 cm^{-1}

NMR (CDCl_3 , δ) : 1.5-1.8 (6H, br), 1.91-1.96 (2H, m), 2.25-2.65 (3H, m), 3.22 (1H, s), 3.62 (3H, s), 6.57-6.67 (3H, m), 7.02-7.10 (1H, m), 7.32-7.41 (6H, m), 7.50-7.55 (2H, m), 7.61-7.66 (2H, m)

Mass ((+)APCI) : 440 ($\text{M}^+ + 1$)

15 The second eluate afforded 2-[(1RS,2SR)-1-hydroxy-2-[(3-methoxyphenyl)methyl]cyclohexyl]-4,5-diphenyloxazole (2.24 g) as pale yellow paste.

IR (Neat) : 3410, 1590, 1240 cm^{-1}

20 NMR (CDCl_3 , δ) : 1.6-1.9 (7H, br), 2.09-2.15 (2H, m), 2.20-2.26 (1H, m), 3.08 (1H, br d, $J=9.9\text{Hz}$), 3.52 (1H, s), 3.75 (3H, s), 6.69-6.76 (3H, m), 7.12-7.20 (1H, m), 7.34-7.45 (6H, m), 7.58-7.72 (4H, m)

Mass ((+)APCI) : 440 ($\text{M}^+ + 1$)

25

Preparation 8

To a solution of 1-hydroxy-1-(4,5-diphenyloxazol-2-yl)-2-(3-methoxybenzyl)cyclopentane (8.0 g) in toluene (160 ml) was added potassium hydrogensulfate (2.6 g), and the solution was stirred for 1 hour under reflux. After
30 being cooled, the solution was washed with water, saturated sodium bicarbonate aqueous solution and brine and evaporated in vacuo. The oily residue was chromatographed on silica gel to afford a mixture (8.0 g)
35 of 1-(4,5-diphenyloxazol-2-yl)-5-(3-methoxybenzyl)-

- 40 -

cyclopentene and 1-(4,5-diphenyloxazol-2-yl)-2-(3-methoxybenzyl)cyclopentene.

IR (Neat) : 1590, 1480, 1440 cm^{-1}

5 NMR (CDCl_3 , δ) : 1.8-2.2 (2H, m), 2.3-2.7 (3H, m),
3.75, 3.77 (3H, each s), 6.6-7.0 (4H, m), 7.1-
7.4 (6H, m), 7.5-7.8 (4H, m)

Mass (m/e) : 408 ($\text{M}^+ + 1$)

Preparation 9

10 A suspension of 2-[(1RS,2SR)-1-hydroxy-2-[(3-methoxyphenyl)methyl]cyclohexyl]-4,5-diphenyloxazole (2.23 g) and DL-methionine (7.56 g) in methanesulfonic acid (33.0 ml) was stirred at 60°C for 17 hours, then another DL-methionine (7.56 g) and methanesulfonic acid (33.0 ml)
15 was added thereto. The mixture was stirred at the same temperature for 23 hours and poured into ice-water. The resulting aqueous mixture was extracted three times with ethyl acetate. The extracts were combined, washed with sodium bicarbonate aqueous solution and brine, dried over
20 magnesium sulfate, and evaporated in vacuo. The residue was chromatographed (n-hexane-diethyl ether (100:20)) over silica gel. The first eluate afforded 2-[6-[(3-hydroxyphenyl)methyl]-1-cyclohexen-1-yl]-4,5-diphenyloxazole (897 mg) as paste.

25 IR (Neat) : 3350, 1590 cm^{-1}

NMR (CDCl_3 , δ) : 1.50-1.83 (4H, br), 2.29-2.35 (2H, br), 2.43-2.54 (1H, m), 3.12-3.34 (2H, m), 5.67 (1H, br), 6.64-6.65 (1H, m), 6.80-6.91 (3H, m), 7.12 (1H, t, $J=7.7\text{Hz}$), 7.31-7.40 (6H, m), 7.57-
30 7.71 (4H, m)

Mass ((+)APCI) : 408 ($\text{M}^+ + 1$)

Preparation 10

35 To a solution of a mixture of 1,2-epoxycyclopentane (7.0 g) and copper(I) chloride (260 mg) in tetrahydrofuran

- 41 -

(70 ml) was added 3-methoxyphenylmagnesium bromide (53.5 m
mol) in tetrahydrofuran (60 ml) at -78°C under N_2 . The
mixture was stirred for 1 hour at 0°C . The reaction
mixture was poured into a mixture of ethyl acetate and 1N-
5 hydrochloric acid and then the organic layer was washed
with saturated sodium bicarbonate aqueous solution and
brine. The combined organic extracts were concentrated
and the residue was purified by column chromatography on
silica gel to give 1-hydroxy-2-(3-methoxyphenyl)-
10 cyclopentane (13 g).

IR (Neat) : 3350, 1605 cm^{-1}

NMR (CDCl_3, δ) : 1.5-2.3 (7H, m), 2.7-2.9 (1H, m),
3.80 (3H, s), 4.0-4.2 (1H, m), 6.7-6.9 (3H, m),
7.23 (1H, t, $J=8\text{Hz}$)

15 Mass : 175 ($\text{M}^+ + 1 - \text{H}_2\text{O}$)

Preparation 11

The following compound was obtained according to a
similar manner to that of Preparation 10.

20

1-(Hydroxy-2-(3-methoxyphenyl)cyclohexane

IR (Neat) : 3400, 1605 cm^{-1}

NMR (CDCl_3, δ) : 1.2-2.4 (10H, m), 3.5-3.7 (1H, m),
3.80 (3H, s), 6.7-7.0 (3H, m), 7.1-7.3 (1H, m)

25 Mass : 189 ($\text{M}^+ + 1 - 18$)

Preparation 12

To a solution of oxalic chloride (9.0 ml) in
methylene chloride (200 ml) was added dimethyl sulfoxide
30 (9.6 ml) at -78°C . After 10 minutes, to the solution was
added a solution of 1-hydroxy-2-(3-
methoxyphenyl)cyclopentane (13 g) in methylene chloride
(20 ml) at the same temperature. After 15 minutes, to the
mixture was added triethylamine at -78°C and the mixture
35 was warmed at 0°C for 1 hour. The reaction mixture was

- 42 -

washed with water and brine and dried over magnesium sulfate. The organic solution was concentrated and the residue was purified by column chromatography on silica gel to give 2-(3-methoxyphenyl)cyclopentanone (8.9 g).

5 IR (Neat) : 1730, 1600 cm^{-1}
NMR (CDCl_3 , δ) : 1.8-2.6 (6H, m), 3.29 (1H, dd, $J=9.0, 11.5\text{Hz}$), 3.79 (3H, s), 6.7-6.9 (3H, m), 7.24 (1H, t, $J=8.0\text{Hz}$)
Mass : 191 (M^++1)

10

Preparation 13

The following compound was obtained according to a similar manner to that of Preparation 12.

15 2-(3-Methoxyphenyl)cyclohexanone
IR (Neat) : 1710 cm^{-1}
NMR (CDCl_3 , δ) : 1.7-2.6 (8H, m), 3.5-3.7 (1H, m), 3.79 (3H, s), 6.6-6.9 (3H, m), 7.25 (1H, t, $J=7\text{Hz}$)
20 Mass : 205 (M^++1)

Preparation 14

To a solution of diethyl phosphono acetic acid (8.0 ml) in 1,2-dimethoxyethane (80 ml) was added sodium
25 hydride (60% in oil, 1.4 g) at 0°C under N_2 . After being stirred for 1 hour at ambient temperature, to the solution was added a solution of 2-(3-methoxyphenyl)cyclopentanone (4.5 g) in 1,2-dimethoxyethane (20 ml). After being stirred for 12 hours, the reaction mixture was poured into
30 a mixture of ethyl acetate and water. The organic layer was washed with saturated sodium bicarbonate aqueous solution and brine. The dried solvent was concentrated and the obtained residue was purified by column chromatography on silica gel to give ethyl [2-(3-
35 methoxyphenyl)cyclopentylidene]acetate (5.0 g).

- 43 -

IR (Neat) : 1700 cm^{-1}

NMR (CDCl_3 , δ) : 1.26 (3H, t, $J=7\text{Hz}$), 1.4-2.3 (4H, m), 2.4-3.2 (3H, m), 3.80 (3H, s), 4.16 (2H, q, $J=7\text{Hz}$), 5.40 (1H, s), 6.6-7.0 (3H, m), 7.1-7.3 (1H, m)

Mass : 261 (M^++1)Preparation 15

The following compounds were obtained according to a similar manner to that of Preparation 14.

(1) Ethyl [2-(3-methoxybenzyl)cyclohexylidene]acetate

IR (Neat) : 1710, 1640, 1600 cm^{-1}

NMR (CDCl_3 , δ) : 1.2-1.4 (3H, m), 1.4-2.0 (6H, m), 2.2-3.2 (5H, m), 3.79 (3H, s), 4.0-4.3 (2H, m), 5.60 (1H, s), 6.6-6.9 (3H, m), 7.0-7.3 (1H, m)

Mass : 289 (M^++1)

(2) Ethyl [2-(3-methoxyphenyl)cyclohexylidene]acetate

IR (Neat) : 1700, 1630 cm^{-1}

NMR (CDCl_3 , δ) : 1.22 (3H, t, $J=7\text{Hz}$), 1.4-2.3 (7H, m), 3.3-3.5 (1H, m), 3.6-3.8 (1H, m), 3.80 (3H, s), 5.14 (1H, s), 6.6-6.9 (3H, m), 7.25 (1H, t, $J=8\text{Hz}$)

Mass : 275 (M^++1)Preparation 16

To a solution of ethyl [2-(3-methoxyphenyl)-cyclohexylidene]acetate (1.5 g) in benzene (20 ml) was added 1,8-diazabicyclo[5.4.0]-7-undecene (1 ml) and the mixture was stirred for 3 days under reflux. And then the mixture was washed with water, 1N-hydrochloric acid, saturated sodium bicarbonate aqueous solution, and brine. The dried solvent was evaporated to give 1-(3-methoxyphenyl)-2-(ethoxycarbonylmethyl)cyclohexene (1.4 g).

- 44 -

IR (Neat) : 1720 cm^{-1} NMR (CDCl_3 , δ) : 1.23 (3H, t, $J=7\text{Hz}$), 1.5-2.4 (8H, m), 2.90 (2H, s), 3.79 (3H, s), 4.09 (2H, q, $J=7\text{Hz}$), 6.7-6.9 (3H, m), 7.1-7.3 (1H, m)5 Mass : 275 (M^++1)Preparation 17

To a solution of 3-methoxybenzylmagnesium chloride (19.8 mole) in tetrahydrofuran (20 ml) was added a mixture of 2-cyclohexen-1-one (1.9 g) and trimethylsilyl chloride (5.8 ml) in tetrahydrofuran (30 ml) at -78°C under N_2 . The mixture was stirred for 1 hour at 0°C . The reaction mixture was poured into a mixture of ethyl acetate and 1N-hydrochloric acid and the organic layer was washed with saturated sodium bicarbonate aqueous solution and brine. The combined organic extracts were concentrated and the residue was purified by column chromatography on silica gel to give 3-(3-methoxybenzyl)cyclohexanone (2.12 g).

IR (Neat) : 1705 cm^{-1} 20 NMR (CDCl_3 , δ) : 1.2-2.6 (11H, m), 3.80 (3H, s), 6.6-6.8 (3H, m), 7.20 (1H, t, $J=8\text{Hz}$)Mass : 219 (M^++1)Preparation 18

25 The following compounds were obtained according to a similar manner to that of Preparation 17.

(1) 3-(3-Methoxyphenyl)cyclohexanone

IR (Neat) : 1705, 1605 cm^{-1} 30 NMR (CDCl_3 , δ) : 1.6-2.6 (8H, m), 2.8-3.1 (1H, m), 3.81 (3H, s), 6.7-7.0 (3H, m), 7.1-7.3 (1H, m)Mass : 205 (M^++1)

(2) 3-(3-Methoxyphenyl)cyclopentanone

35 IR (Neat) : 1740 cm^{-1}

- 45 -

NMR (CDCl₃, δ) : 1.8-2.8 (6H, m), 3.3-3.6 (1H, m),
3.81 (3H, s), 6.7-6.9 (3H, m), 7.2-7.4 (1H, m)
Mass : 191 (M⁺+1)

5 Preparation 19

The following compounds were obtained according to a similar manner to that of Preparation 1.

(1) 1-Cyano-3-(3-methoxybenzyl)cyclohexane

10 IR (Neat) : 2220, 1600 cm⁻¹
NMR (CDCl₃, δ) : 0.8-2.2 (9H, m), 2.2-2.6 (3H, m),
3.44 (3H, s), 6.6-6.8 (3H, m), 7.24 (1H, t,
J=8Hz)
Mass : 230 (M⁺+1)

15

(2) 1-Cyano-3-(3-methoxyphenyl)cyclopentane

IR (Neat) : 2220, 1600 cm⁻¹
NMR (CDCl₃, δ) : 1.5-2.6 (6H, m), 2.8-3.4 (2H, m),
3.80 (3H, s), 6.7-6.9 (3H, m), 7.2-7.4 (1H, m)
20 Mass : 202 (M⁺+1)

(3) 1-Cyano-3-(3-methoxyphenyl)cyclohexane

IR (Neat) : 2220, 1600 cm⁻¹
NMR (CDCl₃, δ) : 1.4-2.6 (9H, m), 2.8-3.0 (1H, m),
25 3.80 (3H, s), 6.7-7.0 (3H, m), 7.1-7.3 (1H, m)
Mass : 216 (M⁺+1)

Preparation 20

The following compounds were obtained according to a similar manner to that of Preparation 2.

30

(1) 3-(3-Methoxybenzyl)cyclohexanecarboxylic acid

IR (Neat) : 1700, 1600 cm⁻¹
NMR (CDCl₃, δ) : 0.8-2.8 (11H, m), 3.79 (3H, s),
35 6.6-6.8 (3H, m), 7.18 (1H, t, J=8Hz)

- 46 -

Mass : 249 ($M^+ + 1$)

(2) 3-(3-Methoxyphenyl)cyclopentanecarboxylic acid

5 NMR ($CDCl_3$, δ) : 1.8-2.5 (6H, m), 2.9-3.3 (2H, m),
3.80 (3H, s), 6.6-7.0 (3H, m), 7.22 (1H, t,
J=8Hz)

Mass : 221 ($M^+ + 1$)

(3) 3-(3-Methoxyphenyl)cyclohexanecarboxylic acid

10 IR (Neat) : 1690, 1600 cm^{-1}
NMR ($CDCl_3$, δ) : 1.4-2.9 (10H, m), 3.79 (3H, s),
6.6-6.9 (3H, m), 7.1-7.3 (1H, m)
Mass : 235 ($M^+ + 1$)

15 Preparation 21

Sodium carbonate (11.13 g) was added portionwise to a stirred solution of dihydroxy-(3-methoxyphenyl)borane (5.85 g) and 3-iodobenzoic acid (8.68 g) in water (138 ml) at room temperature, and then palladium(II) acetate (78.6 mg) was added portionwise thereto at the same temperature. The resulting mixture was stirred at the same temperature for 4 hours. The reaction mixture was filtered, then the filtrate was washed twice with diethyl ether and adjusted to pH 2.0 with 6N hydrochloric acid. The precipitated powder was collected by filtration and dissolved in ethyl acetate. The solution was dried over magnesium sulfate and evaporated in vacuo. The residue was washed with n-hexane to afford 3'-methoxy-3-biphenylcarboxylic acid (4.34 g) as a powder.

30 mp : 128.9-132.3°C

IR (Nujol) : 1670 cm^{-1}

NMR ($DMSO-d_6$, δ) : 3.85 (3H, s), 6.97-7.01 (1H, m),
7.22-7.28 (2H, m), 7.38-7.46 (1H, m), 7.56-7.64
(1H, m), 7.92-7.97 (2H, m), 8.18-8.24 (1H, m)

35 (-) APCI Mass : 227 ($M^+ - 1$)

- 47 -

Preparation 22

A suspension of 3'-methoxy-3-biphenylcarboxylic acid (4.1 g) and DL-methionine (26.7 g) in methanesulfonic acid (116 ml) was stirred at room temperature for 22 hours, diluted with water, and extracted three times with diethyl ether. The extracts were combined, washed with brine, dried over magnesium sulfate, and evaporated in vacuo. The residue was crystallized from n-hexane to afford 3'-hydroxy-3-biphenylcarboxylic acid (3.59 g) as a colorless powder.

mp : 169.4-170.6°C

IR (Nujol) : 3300, 1685 cm⁻¹NMR (DMSO-d₆, δ) : 6.79-6.84 (1H, m), 7.06-7.13 (2H, m), 7.25-7.33 (1H, m), 7.55-7.63 (1H, m), 7.84-7.96 (2H, m), 8.12-8.14 (1H, m), 9.59 (1H, br)(+) APCI Mass : 215 (M⁺+1)Preparation 23

The following compounds were obtained according to a similar manner to that of Preparation 3.

(1) 2-Oxo-1,2-diphenylethyl 1-cyclohexenecarboxylate

IR (Nujol) : 1705, 1690 cm⁻¹NMR (CDCl₃, δ) : 1.59-1.70 (4H, m), 2.20-2.32 (4H, br m), 6.91 (1H, s), 7.14-7.18 (1H, m), 7.32-7.54 (8H, m), 7.94-7.99 (2H, m)(+) APCI Mass : 321 (M⁺+1)

(2) 2-Oxo-1,2-diphenylethyl 2-bromobenzoate

mp : 109.6-111.1°C

IR (Nujol) : 1725, 1692 cm⁻¹NMR (CDCl₃, δ) : 7.12 (1H, s), 7.33-7.50 (6H, m), 7.54-7.58 (3H, m), 7.64-7.69 (1H, m), 7.97-8.07 (3H, m)(+) APCI Mass : 397 (M⁺+2), 395 (M⁺)

- 48 -

Preparation 24

The following compounds were obtained according to a similar manner to that of Preparation 4.

- 5 (1) 2-(1-Cyclohexenyl)-4,5-diphenyloxazole
IR (Nujol) : 1600 cm^{-1}
NMR (CDCl_3 , δ) : 1.65-1.83 (4H, m), 2.27-2.30 (2H, m), 2.54-2.58 (2H, m), 6.87-6.91 (1H, m), 7.29-7.40 (6H, m), 7.57-7.81 (4H, m)
10 (+) APCI Mass : 302 ($\text{M}^+ + 1$)
- (2) 2-(2-Bromophenyl)-4,5-diphenyloxazole
mp : 80.8-82.5°C
IR (Nujol) : 1600 cm^{-1}
15 NMR (CDCl_3 , δ) : 7.25-7.47 (8H, m), 7.70-7.78 (5H, m), 8.12 (1H, dd, $J=1.8\text{Hz}$, 7.7Hz)
(+) APCI Mass : 378 ($\text{M}^+ + 2$), 376 (M^+)

Preparation 25

- 20 N-Bromosuccinimide (2.64 g) was added to a stirred suspension of 2-(1-cyclohexenyl)-4,5-diphenyloxazole (3.00 g) in dimethyl sulfoxide (20 ml) and water (267 mg) at room temperature and the resulting mixture was stirred at the same temperature for 19 hours. The reaction mixture
25 was partitioned between ethyl acetate and water. The organic layer was separated, washed with water and brine, dried over sodium sulfate, and evaporated in vacuo. The residue was purified by column chromatography to afford 2-bromo-1-(4,5-diphenyl-2-oxazolyl)cyclohexanol (1.52 g) as
30 a yellow solid.
mp : 128.8-130.4°C
IR (Nujol) : 3200, 1600 cm^{-1}
NMR (CDCl_3 , δ) : 1.5-1.6 (2H, m), 1.83-2.04 (4H, m),
2.33-2.56 (3H, m), 3.64 (1H, s), 4.40 (1H, dd,
35 $J=5.5\text{Hz}$, 7.3Hz), 7.29-7.43 (6H, m), 7.57-7.70

- 49 -

(4H, m)

(+) APCI Mass : 400 (M^{+2}), 398 (M^{+})Preparation 26

5 A mixture of 2-bromo-1-(4,5-diphenyl-2-oxazolyl)-
cyclohexanol (120 mg) and potassium carbonate (83 mg) in
N,N-dimethylformamide (0.3 ml) was stirred at room
temperature for 6 hours and partitioned between ethyl
acetate and water. The organic layer was washed with
10 brine, dried over magnesium sulfate, and evaporated in
vacuo to afford 2-(1,2-epoxycyclohexyl)-4,5-
diphenyloxazole (94 mg) as a pale yellow powder.

mp : 65.8-76.0°C

IR (Neat) : 1600 cm^{-1}

15 NMR (CDCl_3 , δ) : 1.30-1.63 (4H, m), 1.94-2.14 (2H,
m), 2.28-2.42 (1H, m), 2.56-2.73 (1H, m), 3.83-
3.84 (1H, m), 7.31-7.42 (6H, m), 7.52-7.66 (4H,
m)

(+) APCI Mass : 318 (M^{+1})

20

Preparation 27

4,4'-Dimethylbenzoin (25.0 g), formamide (230 ml) and
phosphorus oxychloride (16.0 ml) was mixed and stirred
under reflux for 5.5 hours. The reaction mixture was
25 cooled to room temperature and poured into water, and then
extracted with diethyl ether twice. The collected organic
phases were washed with brine and dried over magnesium
sulfate and activated carbon. The mixture was filtered
and evaporated in vacuo, and then purified by column
30 chromatography on silica. The solvent was evaporated to
afford 4,5-bis(4-methylphenyl)oxazole (15.41 g) as a
solid.

mp : 93.0-94.3°C

IR (Nujol) : 1610 cm^{-1}

35 NMR (CDCl_3 , δ) : 2.37 (6H, s), 7.16-7.20 (4H, m),

- 50 -

7.47-7.51 (4H, m), 7.91 (1H, s)

(+) APCI Mass : 250 ($M^+ + 1$)Analysis Calcd. for $C_{17}H_{15}NO$:

C 81.90, H 6.06, N 5.62

5 Found : C 81.95, H 6.00, N 5.58

Preparation 28

A tetrahydrofuran (50 ml) solution of 3-methoxybenzyl chloride (14.01 g) was added slowly to a suspension of
10 magnesium (2.18 g) and iodine (a catalytic amount) in tetrahydrofuran (50 ml) at 60°C over 40 minutes. After 1 hour stirring at the same temperature, the reaction mixture was cooled to the room temperature. An insoluble material was filtered off and the Grignard solution was
15 prepared. The Grignard solution was added slowly to a suspension of ethyl 5(R)-acetoxy-1-cyclopentencarboxylate (4.50 g) and copper(I) iodide (0.56 g) in tetrahydrofuran (100 ml) over 1 hour at -60°C. After 1 hour stirring at the same temperature, 1N-hydrochloric acid (100 ml) was
20 added to the reaction mixture. The mixture was extracted with ethyl acetate. The extract was washed with 1N-hydrochloric acid, water, saturated aqueous sodium hydrogencarbonate and brine. Drying (sodium sulfate) and removal of solvent at reduced pressure followed by flash
25 chromatography over 250 g of silica afforded (-)-ethyl 5(S)-(3-methoxybenzyl)-1-cyclopentencarboxylate as a colorless oil (4.73 g).

 $[\alpha]_D$: -11.2° (C=1, CH_2Cl_2)IR (Film) : 1700, 1620 cm^{-1}

30 NMR ($CDCl_3$, δ) : 1.31 (3H, t, $J=7.0Hz$), 1.74-2.04 (2H, m), 2.32-2.46 (3H, m), 3.09-3.23 (2H, m), 3.80 (3H, s), 4.21 (2H, q, $J=7.0Hz$), 6.72-6.80 (4H, m), 7.15-7.26 (1H, m)

Mass (APCI) m/e : 261 ($M^+ + 1$)

- 51 -

Preparation 29

The following compound was obtained according to a similar manner to that of Preparation 28.

5 (+)-Ethyl 5(R)-(3-methoxybenzyl)-1-cyclopentenecarboxylate

$[\alpha]_D$: +11.8° (C=1.05, CH₂Cl₂)

IR (Film) : 1700, 1620 cm⁻¹

10 NMR (CDCl₃, δ) : 1.31 (3H, t, J=7.0Hz), 1.74-2.04
(2H, m), 2.32-2.46 (3H, m), 3.09-3.23 (2H, m),
3.80 (3H, s), 4.21 (2H, q, J=7.0Hz), 6.72-6.80
(4H, m), 7.15-7.26 (1H, m)

Mass (APCI) m/e : 261 (M⁺+1)

15 Preparation 30

To a solution of sodium hydride (1.0 g, 60% in oil) in N,N-dimethylformamide (50 ml) was added trimethylsulfonium iodide (6.1 g) at ambient temperature under N₂ and stirred for 20 minutes. To the solution was
20 added dropwise a solution of trans-1-ethoxycarbonyl-2-(3-methoxyphenyl)ethylene (5.2 g) in N,N-dimethylformamide (10 ml) and stirred for 2 hours. The reaction mixture was poured into a mixture of ethyl acetate (100 ml) and 1N-hydrochloric acid (100 ml). The organic layer was washed
25 with water, saturated sodium bicarbonate aqueous solution, and brine, and then dried over magnesium sulfate. The solution was evaporated and the residue was chromatographed (hexane:ethyl acetate = 4:1) to give
30 trans-1-ethoxycarbonyl-2-(3-methoxyphenyl)cyclopropane (1.0 g).

IR (Neat) : 1720 cm⁻¹

NMR (CDCl₃, δ) : 0.7-0.9 (1H, m), 1.25 (3H, t, J=7.0Hz), 1.5-1.7 (1H, m), 1.8-2.0 (1H, m), 2.4-2.6 (1H, m), 3.78 (3H, s), 4.16 (2H, q, J=7.0Hz), 6.6-6.9 (3H, m), 7.19 (1H, t, J=8.0Hz)

35

- 52 -

Mass : 221 ($M^+ + 1$)Preparation 31

An ethanol (30 ml) solution of (-)-ethyl 5(S)-(3-methoxybenzyl)-1-cyclopentencarboxylate (4.30 g) and 1N aqueous sodium hydroxide solution (25 ml) was stirred at 60°C for 4 hours. The solvent was removed in vacuo and the residue was partitioned between diethyl ether and water. The aqueous layer was acidified with 1N hydrochloric acid and extracted with ethyl acetate. The extract was washed with brine and dried over sodium sulfate. Removal of solvent afforded a crude carboxylic acid as a yellow oil (3.82 g, $[\alpha]_D : -9.65^\circ$ (C=1, CH_2Cl_2)).

To a n-hexane and ethyl acetate solution (80 ml, 1:1) of the crude carboxylic acid was added (+)-1-phenylethylamine (1.96 g) with stirring at the room temperature. A precipitated colorless powder (3.97 g, mp : 125-131°C) was collected by filtration and the additional powder (0.20 g, mp : 127-129°C) was obtained from the filtrate. Recrystallization of the combined powder from n-hexane - ethyl acetate (1:1, 100 ml) afforded a pure salt of (-)-5(S)-(3-methoxybenzyl)-1-cyclopentenecarboxylic acid and (+)-1-phenylethylamine as a colorless needles (3.27 g, mp : 135-136°C, $[\alpha]_D : -21.87^\circ$ (C=1, MeOH)).

The salt was portioned between ethyl acetate and 1N-hydrochloric acid. The organic layer was washed with 1N-hydrochloric acid and brine. Drying (sodium sulfate) and removal of the solvent afforded (-)-5(S)-(3-methoxybenzyl)-1-cyclopentenecarboxylic acid as a colorless oil (2.09 g).

 $[\alpha]_D : -14.91^\circ$ (C=1.2, CH_2Cl_2)IR (Film) : 1700, 1665 cm^{-1} NMR (CDCl_3 , δ) : 1.74-2.12 (2H, m), 2.36-2.49 (3H,

- 53 -

m), 3.15-3.23 (2H, m), 3.81 (3H, s), 6.73-6.83
(3H, m), 6.97 (1H, m), 7.16-7.26 (1H, m)

Mass (APCI) m/e : 233 ($M^+ + 1$)

5 Preparation 32

The following compounds were obtained according to a similar manner to that of Preparation 31.

10 (1) (+)-5(R)-(3-Methoxybenzyl)-1-cyclopentenecarboxylic acid

$[\alpha]_D$: + 15.09° (C=1.04, CH₂Cl₂)

IR (Film) : 1700, 1665 cm⁻¹

15 NMR (CDCl₃, δ) : 1.74-2.12 (2H, m), 2.36-2.49 (3H, m), 3.15-3.23 (2H, m), 3.81 (3H, s), 6.73-6.83 (3H, m), 6.97 (1H, m), 7.16-7.26 (1H, m)

Mass (APCI) m/e : 233 ($M^+ + 1$)

(2) trans-2-(3-Methoxyphenyl)cyclopropanecarboxylic acid

20 NMR (CDCl₃, δ) : 1.3-1.5 (1H, m), 1.6-1.8 (1H, m), 1.8-2.0 (1H, m), 2.5-2.7 (1H, m), 3.79 (3H, s), 6.6-6.9 (3H, m), 7.20 (1H, t, J=8.0Hz)

FAB Mass : 192 (M^+)

(3) [2-(3-Methoxyphenyl)cyclopentylidene]acetic acid

25 Mass : 233 ($M^+ + 1$)

(4) [2-(3-Methoxyphenyl)cyclohexylidene]acetic acid

IR (Nujol) : 1700, 1640 cm⁻¹

30 NMR (CDCl₃, δ) : 1.4-2.4 (7H, m), 3.3-3.5 (1H, m), 3.6-3.8 (1H, m), 3.78 (3H, s), 5.17 (1H, s)

Mass : 247 ($M^+ + 1$)

(5) [1-(3-Methoxyphenyl)cyclohexen-2-yl]acetic acid

IR (Nujol) : 1700 cm⁻¹

35 NMR (CDCl₃, δ) : 1.5-2.4 (8H, m), 2.98 (2H, s), 3.79

- 54 -

(3H, s), 6.6-6.8 (3H, m), 7.1-7.3 (1H, m)

Mass : 247 (M^{+1})

(6) [2-(3-Methoxybenzyl)cyclohexylidene]acetic acid

5 IR (Neat) : 1680, 1630, 1600 cm^{-1} NMR (CDCl_3 , δ) : 1.3-1.9 (6H, m), 2.2-3.2 (5H, m),
3.79 (3H, s), 5.62 (1H, s), 6.6-6.8 (3H, m),
7.0-7.3 (1H, m)Mass : 261 (M^{+1})

10

Preparation 33

The following compound was obtained according to a similar manner to that of Preparation 3.

15 2-Oxo-1,2-bis(4-methylphenyl)ethyl 2-(3-methoxyphenylmethyl)cyclohexanecarboxylate

IR (Neat) : 1725, 1685 cm^{-1} 20 NMR (CDCl_3 , δ) : 1.16-2.00 (8H, br m), 2.0-2.3 (1H, m), 2.31 (3H, s), 2.34 (3H, s), 2.43 (1H, m),
2.57-2.92 (2H, m), 3.69-3.80 (3H, m), 6.58-6.76 (2H, m), 6.83-6.91 (1H, m), 7.05-7.25 (6H, m),
7.27-7.38 (2H, m), 7.82-7.87 (2H, m)(+) APCI Mass : 471 (M^{+1})25 Preparation 34

Sodium (64 mg) was dissolved in ethanol (10 ml) and 3'-hydroxy-3-biphenylcarboxylic acid (0.5 g) was added thereto. The mixture was stirred at room temperature for 20 minutes, and then conc. sulfuric acid (1 drop) and desyl bromide (642 mg) was added thereto. The resulting mixture was stirred under reflux for 3 hours, cooled to room temperature, and partitioned between water and ethyl acetate. The organic layer was washed successively with water (twice), 1N hydrochloric acid, sodium bicarbonate aqueous solution, and brine, dried over magnesium sulfate,

35

- 55 -

and evaporated in vacuo. The residue was chromatographed (n-hexane - ethyl acetate) over silica gel to afford 2-oxo-1,2-diphenylethyl 3'-hydroxy-3-biphenylcarboxylate (744 mg) as a paste.

5 IR (Neat) : 3370, 1720, 1690 cm^{-1}
NMR (CDCl_3 , δ) : 5.75 (1H, br), 6.82-6.86 (1H, m),
7.05-7.13 (3H, m), 7.23-7.27 (1H, m), 7.37-7.60
(9H, m), 7.71 (1H, m), 7.99-8.10 (3H, m), 8.29-
8.30 (1H, m)
10 Mass ((+)APCI) : 409 ($\text{M}^+ + 1$)

Preparation 35

The following compounds were obtained according to a similar manner to that of Preparation 4.

15

(1) 2-[2-(3-Methoxyphenylmethyl)cyclohexyl]-4,5-bis(4-methylphenyl)oxazole

IR (Neat) : 1590 cm^{-1}
20 NMR (CDCl_3 , δ) : 1.3-1.8 (12H, br m), 2.04-2.09 (4H, br m), 2.28-2.32 (2H, m), 2.37 (12H, s), 2.51-2.78 (4H, m), 3.20 (2H, m), 3.70 (3H, s), 3.71 (3H, s), 6.64-6.72 (6H, m), 7.07-7.18 (10H, m), 7.43-7.59 (8H, m)
25 (+) APCI Mass : 452 ($\text{M}^+ + 1$)

25

(2) 2-(3'-Hydroxy-3-biphenyl)-4,5-diphenyloxazole

IR (Neat) : 3350, 1600 cm^{-1}
30 NMR (DMSO-d_6 , δ) : 6.82-6.87 (1H, m), 7.14-7.20 (2H, m), 7.29-7.33 (1H, m), 7.42-7.53 (6H, m), 7.62-7.73 (5H, m), 7.79-7.83 (1H, m), 8.08-8.12 (1H, m), 8.28 (1H, m), 9.64 (1H, s)
35 Mass ((+)APCI) : 390 ($\text{M}^+ + 1$)

Preparation 36

35 A methylene chloride solution (20 ml) of (-)-5(S)-(3-

- 56 -

methoxybenzyl)-1-cyclopentenecarboxylic acid (1.99 g),
thionyl chloride (2 ml) and N,N-dimethylformamide (2
drops) was stirred for 3 hours at room temperature.
Removal of solvent at reduced pressure afforded the crude
5 acid chloride as a brown oil. To a methylene chloride
solution (20 ml) of the crude acid chloride and benzoin
(1.97 g), pyridine (2 ml) was added at room temperature.
The solution was stirred for 4 hours at the same
temperature and washed with 1N hydrochloric acid (x 2)
10 and brine. Drying (sodium sulfate) and removal of solvent
afforded a yellow oil. An acetic acid solution (80 ml) of
the yellow oil and ammonium acetate (14.98 g) was stirred
for 7.5 hours at 130°C and cooled to room temperature.
Solvent was removed and the residue was dissolved in ethyl
15 acetate. The solution was washed with water, saturated
aqueous sodium hydrogen carbonate (x 3), water, and
brine. Drying (sodium sulfate) and removal of solvent at
reduced pressure followed by flash chromatography on 100 g
of silica afforded (+)-1-(4,5-diphenyloxazol-2-yl)-5(S)-
20 (3-methoxybenzyl)cyclopentene as a pale yellow solid (2.69
g, 99.6% ee).

mp : 73-75°C

 $[\alpha]_D$: +65.24° (C=1.075, CH₂Cl₂)IR (Nujol) : 1600 cm⁻¹

25 NMR (CDCl₃, δ) : 1.89 (1H, m), 2.00-2.11 (1H, m),
2.46 (2H, m), 2.62 (1H, dd, J=13.3Hz, 9.6Hz),
3.41 (1H, dd, J=13.3Hz, 4.1Hz), 3.56 (1H, m),
3.77 (3H, s), 6.70-6.87 (4H, m), 7.15-7.72 (11H,
m)

30 Mass (APCI) m/e : 408 (M⁺+1)

Preparation 37

The following compound was obtained according to a
similar manner to that of Preparation 36.

35

- 57 -

(-)-1-(4,5-Diphenyloxazol-2-yl)-5(R)-(3-methoxybenzyl)cyclopentene

$[\alpha]_D$: -46.91° (C=1.29, CH₂Cl₂)

IR (Film) : 1600 cm⁻¹

5 NMR (CDCl₃, δ) : 1.89 (1H, m), 2.00-2.11 (1H, m),
2.46 (2H, m), 2.62 (1H, dd, J=13.3Hz, 9.6Hz),
3.41 (1H, dd, J=13.3Hz, 4.1Hz), 3.56 (1H, m),
3.77 (3H, s), 6.70-6.87 (4H, m), 7.15-7.72 (11H,
m)

10 Mass (APCI) m/e : 408 (M⁺+1)

Preparation 38

The following compounds were obtained according to similar manners to those of Preparations 3 and 4.

15

(1) 1-(4,5-Diphenyloxazol-2-yl)-2-(3-methoxyphenyl)cyclopropane

IR (Neat) : 1610, 1590 cm⁻¹

20 NMR (CDCl₃, δ) : 1.4-1.6 (1H, m), 1.7-1.9 (1H, m),
2.3-2.5 (1H, m), 2.6-2.8 (1H, m), 3.74 (3H, s),
6.7-7.9 (3H, m), 7.2-7.8 (11H, s)

Mass : 368 (M⁺+1)

(2) 2-[(4,5-Diphenyloxazol-2-yl)methylene]-1-(3-methoxyphenyl)cyclohexane

25

IR (Neat) : 1640 cm⁻¹

NMR (CDCl₃, δ) : 1.4-2.4 (7H, m), 3.4-3.6 (1H, m),
3.81 (3H, s), 3.7-3.9 (1H, m), 5.66 (1H, s),
6.7-6.9 (3H, m), 7.2-7.8 (11H, m)

30 Mass : 422 (M⁺+1)

(3) 1-(3-Methoxyphenyl)-2-[(4,5-diphenyloxazol-2-yl)methyl]cyclohexene

IR (Neat) : 1600 cm⁻¹

35 NMR (CDCl₃, δ) : 1.6-1.8 (4H, m), 2.1-2.4 (4H, m),

- 58 -

3.48 (2H, s), 3.76 (3H, s), 6.7-6.9 (3H, m),
7.2-7.8 (11H, m)

Mass : 422 (M^{+1})

5 (4) 2-[[2-(3-Methoxybenzyl)cyclohexylidene]methyl]-4,5-
diphenyloxazole

IR (Neat) : 1640, 1610 cm^{-1}

NMR (CDCl_3 , δ) : 1.2-1.9 (6H, m), 2.4-3.3 (5H, m),
3.80 (3H, s), 6.13 (1H, s), 6.6-6.9 (3H, m),
10 7.0-7.8 (11H, m)

Mass : 436 (M^{+1})

(5) 1-(4,5-Diphenyloxazol-2-yl)-3-(3-
methoxybenzyl)cyclohexane

15 IR (Neat) : 1600, 1590 cm^{-1}

NMR (CDCl_3 , δ) : 0.8-2.2 (9H, m), 2.5-2.7 (2H, m),
2.8-3.3 (1H, m), 3.76, 3.80 (3H, each s), 6.7-
6.9 (3H, m), 7.1-7.8 (11H, m)

Mass : 424 (M^{+1})

20

(6) 1-(4,5-Diphenyloxazol-2-yl)-3-(3-methoxyphenyl)-
cyclopentane

IR (Neat) : 1600 cm^{-1}

NMR (CDCl_3 , δ) : 1.8-2.6 (6H, m), 3.0-3.8 (2H, m),
25 3.79, 3.81 (3H, each s), 6.6-7.0 (3H, m), 7.0-
7.8 (11H, m)

Mass : 396 (M^{+1})

30

(7) 1-(4,5-Diphenyloxazol-2-yl)-3-(3-methoxyphenyl)-
cyclohexane

IR (Neat) : 1600 cm^{-1}

NMR (CDCl_3 , δ) : 1.4-2.9 (9H, m), 2.9-3.1 (1H, m),
3.80 (3H, s), 6.6-7.0 (3H, m), 7.2-7.8 (11H, m)

Mass : 410 (M^{+1})

35

- 59 -

Preparation 39

To a solution of [2-(3-methoxyphenyl)-
cyclopentylidene]acetic acid (4.0 g) in methylene chloride
(80 ml) were added benzoin (3.7 g), 1-ethyl-3-(3-
5 dimethylaminopropyl)carbodiimide (4.1 ml) and 4-
dimethylaminopyridine (2.1 g). The resulting mixture was
stirred at room temperature for 12 hours and then
partitioned between ethyl acetate and 1N-hydrochloric
acid. The organic layer was separated, washed
10 successively with 1N-hydrochloric acid, saturated sodium
bicarbonate aqueous solution, and brine, dried over
magnesium sulfate, and evaporated in vacuo. The residue
and ammonium acetate (6.6 g) were dissolved in acetic acid
(40 ml) and refluxed for 4 hours. The reaction mixture
15 was evaporated in vacuo and the residue was partitioned
between ethyl acetate and water. The organic layer was
washed with saturated sodium bicarbonate aqueous solution
and brine, dried over magnesium sulfate, and evaporated in
vacuo. The residue was chromatographed by silica gel to
20 give 2-[(4,5-diphenyloxazol-2-yl)methyl]-1-(3-
methoxyphenyl)cyclopentene (4.1 g).

IR (Neat) : 1600 cm^{-1} NMR (CDCl_3 , δ) : 1.8-2.1 (2H, m), 2.6-2.9 (4H, m),
3.80 (3H, s), 3.7-3.85 (2H, m), 6.7-7.0 (3H, m),
25 7.2-7.8 (11H, m)Mass : 408 ($\text{M}^+ + 1$)Preparation 40

4,5-Bis(4-methylphenyl)oxazole (3.91 g) was dissolved
30 in tetrahydrofuran (26 ml) and diethyl ether (13 ml) under
 N_2 gas at -75°C . 1.5N Lithium diisopropylamide was added
to the solution. After 45 minutes, 2-(3-
methoxyphenylmethyl)cyclopentanone was added to the
reaction mixture and then stirred at room temperature for
35 105 minutes. The ammonium chloride aqueous solution was

- 60 -

added to the reaction mixture and extracted with ethyl acetate. The organic layer was washed with 1N hydrochloric acid, saturated sodium bicarbonate aqueous solution and brine. The organic layer was dried on magnesium sulfate and evaporated to afford the yellow oil. The oil was purified with SiO₂ to afford a mixture (4.83 g) of cis- or trans-2-[1-hydroxy-2-(3-methoxyphenylmethyl)cyclopentyl]-4,5-bis(4-methylphenyl)oxazole (isomer E) and trans- or cis-2-[1-hydroxy-2-(3-methoxyphenylmethyl)cyclopentyl]-4,5-bis(4-methylphenyl)oxazole (isomer F).

isomer E

IR (Neat) : 3400, 1590 cm⁻¹

15 NMR (CDCl₃, δ) : 1.6-2.1 (6H, m), 2.37 (6H, s), 2.6-2.9 (3H, m), 3.26 (1H, s), 3.61 (3H, s), 6.53-6.58 (1H, m), 6.64-6.78 (2H, m), 6.94-7.07 (1H, m), 7.12-7.18 (4H, m), 7.34-7.48 (4H, m)

(+) APCI Mass : 454 (M⁺+1)

20

isomer F

IR (Neat) : 3400, 1595 cm⁻¹

25 NMR (CDCl₃, δ) : 1.7-2.2 (6H, m), 2.38 (6H, s), 2.43-2.78 (3H, m), 3.34 (1H, s), 3.72 (3H, s), 6.66-6.73 (3H, m), 7.10-7.26 (5H, m), 7.45-7.57 (4H, m)

(+) APCI Mass : 454 (M⁺+1)

Isomer E is different from isomer F in configuration.

30

Preparation 41

The following two compounds were obtained according to a similar manner to that of Preparation 7.

35 cis-2-[1-Hydroxy-2-(3-methoxybenzyl)cyclohexyl]-4,5-

- 61 -

bis(4-methylphenyl)oxazole

IR (Neat) : 3450, 1600 cm^{-1}

5 NMR (CDCl_3 , δ) : 1.2-1.95 (8H, br m), 2.22-2.32 (1H, m), 2.38 (6H, s), 2.42-2.69 (2H, m), 3.27 (1H, s), 3.64 (3H, s), 6.60-6.76 (3H, m), 7.03-7.19 (5H, m), 7.40-7.55 (4H, m)

(+) APCI Mass : 468 ($\text{M}^+ + 1$)

10 trans-2-[1-Hydroxy-2-(3-methoxybenzyl)cyclohexyl]-4,5-bis(4-methylphenyl)oxazole

IR (Neat) : 3420, 1590 cm^{-1}

15 NMR (CDCl_3 , δ) : 1.39-1.88 (7H, br m), 2.04-2.24 (3H, m), 2.39 (6H, s), 3.05-3.10 (1H, m), 3.58 (1H, s), 3.75 (3H, s), 6.69-6.76 (3H, m), 7.02-7.25 (5H, m), 7.48-7.60 (4H, m)

(+) APCI Mass : 468 ($\text{M}^+ + 1$)

Preparation 42

To a solution of (R,R)-mono(2,6-dimethoxybenzoyl) tartaric acid (314 mg) in propionitrile (5 ml) was added 1M BH_3 solution (1.0 ml) in tetrahydrofuran at 0°C under N_2 . The reaction mixture was stirred for 1 hour at 0°C, and then the solution was cooled to -78°C. To this were added 1-(trimethylsilyloxy)cyclohexene (1.0 g) and 3-methoxybenzaldehyde (680 mg) successively. After stirring for 2 hours, the solution was poured into 1N-hydrochloric acid and the product was extracted with ether. The solvent was evaporated, and the residue was treated with 1N-hydrochloric acid-tetrahydrofuran solution (2 ml, 1:1). Usual chromatographic separation gave (2R)-2-(1-hydroxy-1-(3-methoxyphenyl)methyl)cyclohexanone (350 mg).

35 NMR (CDCl_3 , δ) : 1.4-2.6 (9H, m), 3.81 (3H, s), 5.32 (1H, m), 6.6-7.4 (4H, m)

HPLC (chiralcel AD, 10% isopropanol/hexane,

- 62 -

1 ml/min); rt = 11.2 min

Preparation 43

5 The following compound was obtained by using (S,S)-
mono(2,6-dimethoxybenzoyl)tartaric acid instead of (R,R)-
mono(2,6-dimethoxybenzoyl)tartaric acid in a similar
manner to that of Preparation 42.

10 (2S)-2-[1-Hydroxy-1-(3-methoxyphenyl)methyl]-
cyclohexanone

HPLC (chiralcel AD, 10% isopropanol/hexane,
1 ml/min); rt = 13.0 min

Preparation 44

15 To a solution of (2S)-2-[1-hydroxy-1-(3-
methoxyphenyl)methyl]cyclohexanone (0.8 g) in ethanol (20
ml) was added palladium on carbon (0.5 g). After being
stirred for 4 hours under hydrogen atmosphere, the
reaction mixture was filtered. The solvent was evaporated
20 to give (2S)-2-(3-methoxybenzyl)cyclohexanone (0.8 g).

HPLC (chiralcel OJ, 5% isopropanol/hexane, 1 ml/min);
rt = 13.9 min

Preparation 45

25 The following compound was obtained according to a
similar manner to that of Preparation 44.

(2R)-2-(3-Methoxybenzyl)cyclohexanone

30 HPLC (chiralcel OJ, 5% isopropanol/hexane, 1 ml/min);
rt = 11.2 min

Preparation 46

The following compounds were obtained according to
similar manners to those of Preparations 6 and 8.

35

- 63 -

(1) (6R)-1-(4,5-Diphenyloxazol-2-yl)-6-(3-methoxybenzyl)cyclohexene

HPLC (chiralcel AD, 5% isopropanol/hexane, 1 ml/min);

rt = 15.5 min

5 IR (Neat) : 1600 cm^{-1}

NMR (CDCl_3 , δ) : 1.4-2.0 (4H, m), 2.0-2.5 (3H, m),
3.0-3.4 (2H, m), 3.75 (3H, s), 6.6-6.8 (1H, m),
6.8-7.0 (3H, m), 7.0-7.8 (11H, m)

Mass : 422 ($\text{M}^+ + 1$)

10

(2) (6S)-1-(4,5-Diphenyloxazol-2-yl)-6-(3-methoxybenzyl)cyclohexene

HPLC (chiralcel AD, 5% isopropanol/hexane, 1 ml/min);

rt = 14.8 min

15

Preparation 47

3-Methoxybenzylmagnesium chloride was prepared from 3-methoxybenzyl chloride (1.72 g), magnesium (turnings, 243 mg), and a slight amount of iodine in tetrahydrofuran (10 ml) at room temperature ~ 50°C in a usual manner, and then copper(II) bromide (143 mg) was added thereto at -78°C. The Grignard reagents in tetrahydrofuran (4.0 ml) was added to a solution of 2-(1,2-epoxycyclohexyl)-4,5-diphenyloxazole (640 mg) in tetrahydrofuran (2 ml) with stirring at -78°C. The resulting mixture was stirred under ice cooling for 1 hour and 30 minutes and the additional Grignard reagents in tetrahydrofuran (3.0 ml) was added thereto at the same temperature. The mixture was stirred at room temperature overnight. The reaction mixture was treated with ammonium chloride aqueous solution and partitioned between ethyl acetate and 1N hydrochloric acid. The ethyl acetate layer was washed successively with 1N-hydrochloric acid, sodium bicarbonate aqueous solution, and brine, dried over magnesium sulfate, and evaporated in vacuo. The residue was chromatographed

35

- 64 -

(n-hexane - ethyl acetate) over silica gel to afford 2-[trans-1-hydroxy-2-(3-methoxybenzyl)cyclohexyl]-4,5-diphenyloxazole (594 mg) as a paste.

IR (Neat) : 3400, 1600 cm^{-1}

5 NMR (CDCl_3 , δ) : 1.5-1.9 (6H, br m), 2.1-2.26 (2H, m), 3.05-3.11 (1H, br m), 3.56 (1H, s), 3.75 (3H, s), 6.69-6.76 (3H, m), 7.11-7.20 (1H, m), 7.33-7.44 (6H, m), 7.58-7.72 (4H, m)

(+) APCI Mass : 440 ($\text{M}^+ + 1$)

10

Preparation 48

The following compound was obtained according to a similar manner to that of Preparation 47.

15 2-[trans-1-Hydroxy-2-(3-methoxyphenyl)cyclohexyl]-4,5-diphenyloxazole

IR (Neat) : 3350, 1590 cm^{-1}

20 NMR (CDCl_3 , δ) : 1.5-1.6 (1H, br), 1.86-2.04 (4H, br m), 2.17-2.48 (3H, br m), 2.92-3.00 (1H, m), 3.39 (1H, s), 3.61 (3H, s), 6.4-6.7 (3H, m), 7.07-7.16 (1H, m), 7.31-7.40 (6H, m), 7.49-7.70 (4H, m)

(+) APCI Mass : 426 ($\text{M}^+ + 1$)

25 Preparation 49

A solution of 2-(2-bromophenyl)-4,5-diphenyloxazole (3.0 g) in tetrahydrofuran (15 ml) was added dropwise to a stirred mixture of magnesium (213 mg) and a slight amount of iodine in tetrahydrofuran (15 ml) at room temperature under a nitrogen atmosphere and the resulting mixture was stirred at 70°C for 3 hours. The reaction mixture was added slowly to a solution of 3-benzyloxybenzaldehyde (1.69 g) in tetrahydrofuran (6 ml) under dry ice-acetone cooling and a nitrogen atmosphere. The resulting mixture was stirred at the same temperature for 3 hours and at

30

35

- 65 -

room temperature overnight, treated with ammonium chloride aqueous solution, and partitioned between ethyl acetate and 0.5N hydrochloric acid. The organic layer was washed with sodium bicarbonate aqueous solution and brine, dried
5 over magnesium sulfate, and evaporated in vacuo. The residue was chromatographed (n-hexane - ethyl acetate) over silica gel to afford 2-(4,5-diphenyl-2-oxazolyl)-3'-benzyloxybenzhydrol (2.21 g) as paste.

IR (Neat) : 3300; 1590 cm^{-1}

10 NMR (CDCl_3 , δ) : 4.95-4.98 (2H, m), 6.24 (1H, br m),
6.85-6.94 (2H, m), 7.16-7.52 (16H, m), 7.64-7.69
(4H, m), 8.08-8.13 (1H, m)
(+) APCI Mass : 510 ($\text{M}^+ + 1$)

15 Preparation 50

A mixture of trans-1-(4,5-diphenyl-2-oxazolyl)-2-(3-methoxybenzyl)cyclohexanol (580 mg) and DL-methionine (1.97 g) in methanesulfonic acid (8.1 ml) was stirred at room temperature for 15 hours. After addition of DL-
20 methionine (1.97 g) and methanesulfonic acid (8.1 ml), the resulting mixture was stirred at 50°C for 5 hours and partitioned between ethyl acetate and water. The organic layer was washed successively with water (twice), sodium bicarbonate aqueous solution, and brine, dried over
25 magnesium sulfate, and evaporated in vacuo. The residue was chromatographed (n-hexane - ethyl acetate) over silica gel to afford trans-1-(4,5-diphenyl-2-oxazolyl)-2-(3-hydroxybenzyl)cyclohexanol (357 mg) as an amorphous powder.

30 IR (Neat) : 3300, 1590 cm^{-1}

NMR (CDCl_3 , δ) : 1.3-1.9 (8H, br m), 2.07-2.26 (2H, m), 3.02-3.07 (1H, m), 3.54 (1H, br), 6.62-6.74 (3H, m), 7.06-7.14 (1H, m), 7.35-7.45 (6H, m), 7.58-7.72 (4H, m)

35 (+) APCI Mass : 426 ($\text{M}^+ + 1$)

- 66 -

Preparation 51

The following compounds were obtained according to a similar manner to that of Preparation 50.

- 5 (1) trans-2-[1-Hydroxy-2-(3-hydroxyphenyl)cyclohexyl]-
4,5-diphenyloxazole
IR (Neat) : 3350, 1600 cm^{-1}
NMR (CDCl_3 , δ) : 1.50 (2H, br m), 1.86-2.04 (4H, br
m), 2.15-2.35 (2H, br m), 2.88 (1H, dd,
10 $J=13.1\text{Hz}$, 3.5Hz), 3.54 (1H, s), 5.48 (1H, br),
6.40-6.49 (3H, m), 6.92-7.25 (1H, m), 7.31-7.40
(6H, m), 7.50-7.58 (4H, m)
(+) APCI Mass : 412 (M^++1)
- 15 (2) cis-2-[1-Hydroxy-2-(3-hydroxyphenylmethyl)-
cyclohexyl]-4,5-diphenyloxazole
IR (Nujol) : 3420, 1600 cm^{-1}
NMR (CDCl_3 , δ) : 1.2-1.9 (8H, br), 2.29-2.65 (3H,
m), 3.58 (1H, s), 5.33 (1H, br), 6.49-6.66 (3H,
20 m), 6.97-7.04 (1H, m), 7.26-7.42 (6H, m), 7.46-
7.51 (2H, m), 7.59-7.65 (2H, m)
(+) APCI Mass : 426 (M^++1)

Preparation 52

- 25 The following compound was obtained according to a
similar manner to that of Preparation 5.

- 2-[2-(3-Hydroxyphenylmethyl)cyclohexyl]-4,5-bis(4-
methylphenyl)oxazole
30 IR (Neat) : 3300, 1595 cm^{-1}
NMR (CDCl_3 , δ) : 1.3-2.3 (8H, br m), 2.37 (6H, s),
2.4-3.2 (4H, br m), 6.57-6.67 (3H, m), 6.99-7.17
(5H, m), 7.30-7.60 (4H, m)
(+) APCI Mass : 438 (M^++1)

35

- 67 -

Preparation 53

The following compounds were obtained according to a similar manner to that of Preparation 9.

- 5 (1) 2-[6-(3-Hydroxyphenylmethyl)-1-cyclohexen-1-yl]-4,5-bis(4-methylphenyl)oxazole
IR (Neat) : 3450, 1600 cm^{-1}
NMR (CDCl_3 , δ) : 1.38-1.84 (4H, br m), 2.27 (2H, br), 2.36 (6H, s), 2.42-2.53 (1H, br m), 3.11-
10 3.26 (2H, br m), 5.69 (1H, br), 6.65 (1H, dd, $J=2.4\text{Hz}$, 7.9Hz), 6.80-6.90 (3H, br m), 7.08-7.25 (5H, br m), 7.47-7.59 (4H, br m)
(+) APCI Mass : 468 ($\text{M}^+ + 1$)
- 15 (2) 2-[5-(3-Hydroxyphenylmethyl)-1-cyclopenten-1-yl]-4,5-bis(4-methylphenyl)oxazole
IR (Neat) : 3200, 1595 cm^{-1}
NMR (CDCl_3 , δ) : 1.76-1.84 (1H, m), 1.87-2.04 (1H, m), 2.36 (6H, s), 2.40-2.68 (3H, br m), 3.30
20 (1H, dd, $J=13.4\text{Hz}$, 3.9Hz), 3.52 (1H, br), 5.90 (1H, s), 6.58-6.80 (4H, m), 7.06-7.25 (5H, m), 7.46-7.57 (4H, m)
(+) APCI Mass : 422 ($\text{M}^+ + 1$)

25 Preparation 54

A solution of 2-(4,5-diphenyl-2-oxazolyl)-3'-benzyloxybenzhydrol (650 mg) in ethyl acetate (3 ml), methanol (3 ml), and 10% hydrogen chloride in methanol (0.3 ml) was stirred in the presence of 10% palladium on
30 carbon - water (50/50 wt. %) (400 mg) and hydrogen at atmospheric pressure at room temperature for 10 hours. The reaction mixture was filtered and the filtrate was evaporated in vacuo. The residue was chromatographed (toluene - ethyl acetate) over silica gel to afford 3-[[2-
35 (4,5-diphenyl-2-oxazolyl)phenyl]methyl]phenol (150 mg) as

- 68 -

a colorless powder.

mp : 180.7-183.0°C

IR (Nujol) : 3150, 1600 cm^{-1}

5 NMR (CDCl_3 , δ) : 4.57 (2H, s), 6.63-6.67 (2H, m),
6.77-6.81 (1H, m), 7.09-7.18 (1H, m), 7.26-7.42
(9H, m), 7.54-7.60 (2H, m), 7.68-7.73 (2H, m),
8.09-8.14 (1H, m)

(+) APCI Mass : 404 ($\text{M}^+ + 1$)

10 Example 1

A mixture of 2-[2-[(3-hydroxyphenyl)methyl]-
cyclohexyl]-4,5-diphenyloxazole (320 mg), ethyl
bromoacetate (0.13 ml), and potassium carbonate (270 mg)
in acetonitrile (3.0 ml) was stirred at room temperature
15 overnight and a mixture of ethyl acetate and water was
added thereto. The organic layer was separated, washed
with water (twice) and brine, dried over magnesium
sulfate, and evaporated in vacuo. The oily residue was
chromatographed over silica gel using n-hexane - ethyl
20 acetate as an eluent. The first eluate gave cis- or
trans-1-[(3-ethoxycarbonylmethoxyphenyl)methyl]-2-(4,5-
diphenyloxazol-2-yl)cyclohexane (isomer A) (79 mg) as a
powder.

IR (Film) : 1755, 1600 cm^{-1}

25 NMR (CDCl_3 , δ) : 1.27 (3H, t, $J=7.1\text{Hz}$), 1.3-1.6 (3H,
m), 1.7-2.15 (5H, m), 2.31 (1H, m), 2.5-2.7 (2H,
m), 3.21 (1H, m), 4.23 (2H, q, $J=7.1\text{Hz}$), 4.52
(2H, s), 6.6-6.8 (3H, m), 7.15 (1H, t, $J=7.6\text{Hz}$),
7.2-7.4 (6H, m), 7.5-7.6 (2H, m), 7.6-7.7 (2H, m)

30 (+) APCI Mass (m^+/z) : 496 ($\text{M}^+ + 1$)

The second eluate gave trans- or cis-1-[(3-
ethoxycarbonylmethoxyphenyl)methyl]-2-(4,5-
diphenyloxazol-2-yl)cyclohexane (isomer B) (128 mg) as
35 an oil.

- 69 -

IR (Film) : 1755, 1600 cm^{-1}

NMR (CDCl_3 , δ) : 1.0-1.1 (1H, m), 1.2-1.4 (3H, broad), 1.26 (3H, t, $J=7.1\text{Hz}$), 1.77 (4H, m), 2.10 (1H, m), 2.3-2.4 (1H, m), 2.6-2.7 (2H, m), 4.23 (2H, q, $J=7.1\text{Hz}$), 4.48 (2H, s), 6.6-6.8 (3H, m), 7.12 (1H, t, $J=7.8\text{Hz}$), 7.2-7.4 (6H, m), 7.5-7.7 (4H, m)

(+) APCI Mass (m^+/z) : 496 (M^++1)

10 Isomer A is different from isomer B in configuration.

Example 2

A mixture of isomer A (65 mg) obtained in Example 1 and 1N sodium hydroxide aqueous solution (0.2 ml) in 1,2-dimethoxyethane (1 ml) was stirred at room temperature for 2 hours, neutralized with 1N hydrochloric acid, diluted with water, and extracted with ethyl acetate. The extract was washed with brine, dried over magnesium sulfate, and evaporated in vacuo. The residue was triturated in n-hexane to give cis- or trans-1-[(3-carboxymethoxyphenyl)methyl]-2-(4,5-diphenyloxazol-2-yl)cyclohexane (isomer C) (60 mg) as a colorless amorphous powder.

mp : 59.2-65.9°C

25 IR (Nujol + CHCl_3) : 1740, 1600 cm^{-1}

NMR (DMSO-d_6 , δ) : 1.49 (4H, m), 1.79 (4H, m), 2.60 (1H, m), 2.5-2.6 (2H, m), 3.20 (1H, m), 4.57 (2H, s), 6.6-6.7 (3H, m), 7.1-7.2 (1H, m), 7.3-7.6 (10H, m)

30 Mass (m^+/z) : 468 (M^++1)

Analysis Calcd. for $\text{C}_{30}\text{H}_{29}\text{NO}_4 \cdot 0.5\text{H}_2\text{O}$:

C 75.61, H 6.35, N 2.94

Found : C 75.54, H 6.45, N 2.82

- 70 -

Example 3

The following compound was obtained by treating isomer B obtained in Example 1 according to a similar manner to that of Example 2.

5

trans- or cis-1-[(3-Carboxymethoxyphenyl)methyl]-2-(4,5-diphenyloxazol-2-yl)cyclohexane (isomer D)

mp : 54.7-61.7°C

IR (Nujol + CHCl₃) : 1730, 1600 cm⁻¹

10

NMR (DMSO-d₆, δ) : 1.1-1.3 (4H, broad), 1.73 (4H, broad), 2.04 (1H, broad), 2.3-2.4 (1H, m), 2.6-2.7 (2H, m), 4.54 (2H, s), 6.6-6.7 (3H, broad), 7.1-7.2 (1H, broad), 7.4-7.6 (10H, m)

Analysis Calcd. for C₃₀H₂₉NO₄·0.4H₂O :

15

C 75.90, H 6.33, N 2.95

Found : C 75.86, H 6.37, N 2.81

Isomer D is different from isomer C obtained in Example 2 in configuration.

20

Example 4

To a solution of a mixture of 1-(4,5-diphenyloxazol-2-yl)-2-(3-methoxybenzyl)cyclopentene and 1-(4,5-diphenyloxazol-2-yl)-5-(3-methoxybenzyl)cyclopentene (2 g) in methylene chloride (30 ml) was added boron tribromide in methylene chloride (1M, 9.8 ml) at 0°C. After being stirred for 2 hours at 0°C, the solvent was evaporated in vacuo to give a residue containing a mixture of 1-(4,5-diphenyloxazol-2-yl)-2-(3-hydroxybenzyl)cyclopentene and 1-(4,5-diphenyloxazol-2-yl)-5-(3-hydroxybenzyl)-cyclopentene. The residue was diluted with ethyl acetate and the solution was washed with water and brine. The dried solvent was evaporated in vacuo. The oily residue was dissolved in N,N-dimethylformamide (20 ml). To the solution were added potassium carbonate (2.0 g) and ethyl

35

- 71 -

bromoacetate (2.2 ml), and the resulting mixture was stirred for 3 hours at room temperature. The reaction solution was partitioned between ethyl acetate and water and the organic layer was washed with water and brine, dried over magnesium sulfate, and evaporated in vacuo. The oily residue was chromatographed on silica gel using n-hexane - ethyl acetate as an eluent. The first fraction gave ethyl [3-[[2-(4,5-diphenyloxazol-2-yl)-1-cyclopenten-1-yl]methyl]phenoxy]acetate (0.38 g).

10 IR (Neat) : 1750 cm^{-1}

NMR (CDCl_3 , δ) : 1.29 (3H, t, $J=7.0\text{Hz}$), 1.8-2.0 (2H, m), 2.4-2.6 (2H, m), 2.9-3.1 (2H, m), 4.10 (2H, br s), 4.21 (2H, q, $J=7.0\text{Hz}$), 4.50 (2H, s), 6.6-7.0 (3H, m), 7.1-7.5 (7H, m), 7.5-7.8 (4H, m)

15 Mass : 480 (M^{+1})

The second fraction gave ethyl [3-[[2-(4,5-diphenyloxazol-2-yl)-2-cyclopenten-1-yl]methyl]phenoxy]acetate (0.55 g).

20 IR (Neat) : 1750 cm^{-1}

NMR (CDCl_3 , δ) : 1.31 (3H, t, $J=7.0\text{Hz}$), 1.8-2.2 (2H, m), 2.3-2.7 (3H, m), 3.3-3.6 (2H, m), 4.23 (2H, q, $J=7.0\text{Hz}$), 4.57 (2H, s), 6.6-7.0 (4H, m), 7.1-7.5 (7H, m), 7.5-7.8 (4H, m)

25 Mass : 480 (M^{+1})

Example 5

A suspension of 2-[6-[(3-hydroxyphenyl)methyl]-1-cyclohexen-1-yl]-4,5-diphenyloxazole (885 mg), ethyl bromoacetate (399 mg), and potassium carbonate (360 mg) in N,N-dimethylformamide was stirred at room temperature for 3 days and partitioned between ethyl acetate and water. The organic layer was separated, washed with water (twice) and brine, dried over magnesium sulfate, and evaporated in vacuo. The oily residue was purified by column

- 72 -

chromatography on silica gel (n-hexane - ethyl acetate (20:1)) to afford ethyl [3-[[2-(4,5-diphenyl-2-oxazolyl)-2-cyclohexen-1-yl]methyl]phenoxy]acetate (847 mg) as a solid.

5 IR (Neat) : 1710, 1590 cm^{-1}
NMR (CDCl_3 , δ) : 1.29 (3H, t, $J=7.1\text{Hz}$), 1.4-1.75
(4H, br m), 2.30 (2H, br m), 2.52 (1H, dd,
 $J=13.0, 10.4\text{Hz}$), 3.13 (1H, br m), 3.29 (1H, dd,
 $J=13.1\text{Hz}, 3.2\text{Hz}$), 4.26 (2H, q, $J=7.1\text{Hz}$), 4.59
10 (2H, s), 6.71-6.76 (1H, m), 6.90-7.17 (3H, br),
7.21-7.44 (6H, m), 7.60-7.74 (4H, m)
Mass (+) APCI) : 494 (M^++1)

Example 6

15 To a solution of a mixture (300 mg) of ethyl [3-[[2-(4,5-diphenyloxazol-2-yl)-1-cyclopenten-1-yl]methyl]phenoxy]acetate and ethyl [3-[[2-(4,5-diphenyloxazol-2-yl)-2-cyclopenten-1-yl]methyl]phenoxy]acetate in methylene chloride (10 ml)
20 were added sodium carbonate (100 mg) and m-chloroperbenzoic acid (200 mg) at 0°C . After being stirred for 2 hours, the reaction mixture was washed with water and brine and dried over magnesium sulfate. After the solvent was evaporated, the residue containing a
25 mixture of ethyl [3-[[2-(4,5-diphenyloxazol-2-yl)-1,2-epoxycyclopentan-1-yl]methyl]phenoxy]acetate and ethyl [3-[[2-(4,5-diphenyloxazol-2-yl)-2,3-epoxycyclopentan-1-yl]methyl]phenoxy]acetate was dissolved in a mixture of ethyl acetate-ethanol (20 ml - 10 ml), and thereto was
30 added 10% palladium on carbon (50 mg). After being stirred for 6 hours under hydrogen atmosphere, the reaction mixture was filtered. The solvent was evaporated in vacuo, the residue was chromatographed on silica gel. The first fraction gave ethyl [3-[[2-(4,5-diphenyloxazol-2-yl)-1-hydroxycyclopentan-1-yl]methyl]phenoxy]acetate (70
35

- 73 -

mg).

IR (Neat) : 3200-3300, 1750 cm^{-1} NMR (CDCl_3 , δ) : 1.26 (3H, t, $J=7.6\text{Hz}$), 1.5-2.3 (6H, m), 2.9-3.3 (3H, m), 4.22 (2H, q, $J=7.6\text{Hz}$), 4.39 (2H, s), 6.5-7.0 (4H, m), 7.0-7.8 (10H, m)Mass : 498 ($M^+ + 1$)

The second fraction gave ethyl [3-[[2-(4,5-diphenyloxazol-2-yl)-3-hydroxycyclopentan-1-yl]methyl]phenoxy]acetate (110 mg).

NMR (CDCl_3 , δ) : 1.26 (3H, t, $J=7.6\text{Hz}$), 1.5-2.4 (5H, m), 2.60 (1H, d, $J=12\text{Hz}$), 2.87 (1H, d, $J=12\text{Hz}$), 4.22 (2H, q, $J=7.6\text{Hz}$), 4.50 (2H, s), 6.5-7.0 (4H, m), 7.0-7.8 (10H, m)Mass : 498 ($M^+ + 1$)

Example 7

To a solution of ethyl [3-[[2-(4,5-diphenyloxazol-2-yl)-2-cyclopenten-1-yl]methyl]phenoxy]acetate (400 mg) in ethanol (20 ml) was added 1N-sodium hydroxide solution (0.83 ml). After being stirred for 8 hours, the solvent was evaporated in vacuo. The residue was triturated in ether to give sodium [3-[[2-(4,5-diphenyloxazol-2-yl)-2-cyclopenten-1-yl]methyl]phenoxy]acetate (350 mg).

IR (Nujol) : 3400, 1600 cm^{-1} NMR (DMSO-d_6 , δ) : 1.6-2.1 (2H, m), 2.4-2.6 (3H, m), 3.38 (2H, s), 4.08 (2H, br s), 6.6-6.8 (4H, m), 7.0-7.2 (1H, m), 7.3-7.8 (10H, m).FAB Mass : 474 ($M^+ + 1$)

Example 8

The following compounds were obtained according to a similar manner to that of Example 7.

(1) Sodium [3-[[2-(4,5-diphenyloxazol-2-yl)-1-

- 74 -

cyclopenten-1-yl)methyl]phenoxy]acetate

NMR (DMSO-d₆, δ) : 1.8-2.0 (2H, m), 2.8-3.0 (2H, m),
4.03 (4H, m), 6.5-6.8 (3H, m), 7.12 (1H, t,
J=8Hz), 7.3-7.8 (10H, m)

5 FAB Mass : 474 (M⁺+1)

(2) Sodium [3-[[2-(4,5-diphenyloxazol-2-yl)-1-
hydroxycyclopentan-1-yl)methyl]phenoxy]acetate

IR (Nujol) : 1600 cm⁻¹

10 NMR (DMSO-d₆, δ) : 1.4-2.2 (4H, m), 2.8-3.2 (2H, m),
4.04 (2H, s), 6.6 (2H, m), 6.9 (1H, m), 7.1 (1H,
m), 7.2-8.0 (10H, m)

FAB Mass : 492 (M⁺+1)

15 (3) Sodium [3-[[2-(4,5-diphenyloxazol-2-yl)-3-
hydroxycyclopentan-1-yl)methyl]phenoxy]acetate

IR (Nujol) : 1600 cm⁻¹

20 NMR (DMSO-d₆, δ) : 1.4-2.0 (4H, m), 2.0-2.3 (2H, m),
4.01 (2H, s), 6.4-6.8 (3H, m), 7.02 (1H, t,
J=8.0Hz), 7.2-7.9 (10H, m)

FAB Mass : 492 (M⁺+1)

Example 9

A solution of ethyl [3-[[2-(4,5-diphenyl-2-oxazolyl)-
25 2-cyclohexen-1-yl)methyl]phenoxy]acetate (355 mg) and 1N
sodium hydroxide aqueous solution (0.71 ml) in 1,2-
dimethoxyethane (6 ml) and ethanol (6 ml) was stirred at
room temperature for 2 hours and evaporated in vacuo. The
solid residue was washed with diethyl ether to afford
30 sodium [3-[[2-(4,5-diphenyl-2-oxazolyl)-2-cyclohexen-1-
yl)methyl]phenoxy]acetate (308 mg) as a pale yellow
powder.

mp : 244-249°C (dec.)

IR (Nujol) : 1625, 1590, 1250 cm⁻¹

35 NMR (DMSO-d₆, δ) : 1.35-1.85 (4H, m), 2.15-2.65 (3H,

- 75 -

m), 2.95-3.2 (2H, m), 4.08 (2H, s), 6.65 (1H, br d, J=8.0Hz), 6.77-6.81 (2H, m), 7.10 (1H, m), 7.14 (1H, t, J=8.0Hz), 7.37-7.52 (6H, m), 7.59-7.70 (4H, m)

5 FAB Mass (m/z) : 488 ($M^+ + 1$), 510 ($M^+ + Na$)

Analysis Calcd. for $C_{30}H_{26}NNaO_4 \cdot 0.9H_2O$:

C 71.53; H 5.56; N 2.78

Found : C 71.43, H 5.52, N 2.74

10 Example 10

To a solution of a mixture (400 mg) of ethyl [3-[(2-(4,5-diphenyloxazol-2-yl)-1-cyclopenten-1-yl)methyl]-phenoxy]acetate and ethyl [3-[(2-(4,5-diphenyloxazol-2-yl)-2-cyclopenten-1-yl)methyl]phenoxy]acetate in a mixture
15 of ethanol (10 ml) and ethyl acetate (10 ml) was added 10% palladium on carbon (50 mg). After being stirred for 6 hours under hydrogen atmosphere, the reaction mixture was filtered. The solvent was evaporated in vacuo to give a residue containing a mixture of ethyl [3-[(1RS,2RS)-2-(4,5-diphenyloxazol-2-yl)cyclopentan-1-yl)methyl]phenoxy]-
20 acetate and ethyl [3-[(1RS,2SR)-2-(4,5-diphenyloxazol-2-yl)cyclopentan-1-yl)methyl]phenoxy]acetate. The residue was dissolved in ethanol (20 ml), and 1N-sodium hydroxide solution (0.80 ml) was added. After being stirred for 8
25 hours, the solvent was evaporated in vacuo. The residue was triturated in ether to give a mixture (350 mg) of sodium [3-[(1RS,2RS)-2-(4,5-diphenyloxazol-2-yl)cyclopentan-1-yl)methyl]phenoxy]acetate and sodium [3-
30 [(1RS,2SR)-2-(4,5-diphenyloxazol-2-yl)cyclopentan-1-yl)methyl]phenoxy]acetate.

NMR (DMSO- d_6 , δ) : 1.2-2.4 (6H, m), 2.4-2.7 (2H, m),
2.7-2.9 (1H, m), 4.05 (2H, s), 6.5-6.9 (3H, m),
7.05 (1H, t, J=8.0Hz), 7.3-7.9 (10H, m)

FAB Mass : 476 ($M^+ + 1$)

- 76 -

Example 11

A mixture (200 mg) of sodium [3-[(1RS,2SR)-2-(4,5-diphenyloxazol-2-yl)cyclopentan-1-yl]methyl]phenoxy]acetate (trans compound) and sodium [3-[(1RS,2RS)-2-(4,5-diphenyloxazol-2-yl)cyclopentan-1-yl]methyl]phenoxy]acetate (cis compound) was separated by HPLC to give trans compound (20 mg) and cis compound (110 mg).

trans compound

NMR (DMSO-d₆, δ) : 1.2-2.4 (6H, m), 2.4-3.0 (3H, m),
4.00 (2H, s), 6.5-6.8 (3H, m), 7.04 (1H, t,
J=8.0Hz), 7.3-7.9 (10H, m)

cis compound

NMR (DMSO-d₆, δ) : 1.4-2.4 (6H, m), 4.00 (2H,
s), 6.5-6.8 (3H, m), 7.04 (1H, t, J=8.0Hz), 7.3-
7.9 (10H, m)

Example 12

The following compounds were obtained according to a similar manner to that of Example 4.

(1) Ethyl [3-[2-(4,5-diphenyloxazol-2-yl)cyclopropan-1-yl]phenoxy]acetate

IR (Neat) : 1720 cm⁻¹

NMR (CDCl₃, δ) : 1.26 (3H, t, J=7.0Hz), 1.4-1.6 (1H, m), 1.7-1.9 (1H, m), 2.3-2.5 (1H, m), 2.6-2.8 (1H, m), 4.25 (2H, q, J=7.0Hz), 4.61 (2H, s), 6.7-6.9 (3H, m), 7.1-7.8 (11H, m)

Mass : 440 (M⁺+1)

(2) Ethyl [3-[2-[(4,5-diphenyloxazol-2-yl)methyl]-1-cyclopenten-1-yl]phenoxy]acetate

IR (Neat) : 1740, 1600 cm⁻¹

NMR (CDCl₃, δ) : 1.27 (3H, t, J=7Hz), 1.8-2.0 (2H, m), 2.4-2.8 (4H, m), 3.76 (2H, s), 4.20 (2H, q,

- 77 -

J=7Hz), 4.68 (2H, s), 6.6-6.9 (1H, m), 7.0-7.2 (2H, m), 7.2-7.8 (11H, m)

Mass : 480 ($M^+ + 1$)

- 5 (3) Ethyl [3-[2-[(4,5-diphenyloxazol-2-yl)methylene]cyclohexan-1-yl]phenoxy]acetate
IR (Neat) : 1750, 1640 cm^{-1}
NMR (CDCl_3 , δ) : 1.22 (3H, t, J=7Hz), 1.5-2.5 (7H, m), 3.3-3.6 (1H, m), 3.7-4.0 (1H, m), 4.17 (2H, q, J=7Hz), 4.62 (2H, s), 6.7-7.0 (3H, m), 7.2-7.8 (11H, m)
10 Mass : 494 ($M^+ + 1$)
- (4) Ethyl [3-[2-[(4,5-diphenyloxazol-2-yl)methyl]-1-cyclohexen-1-yl]phenoxy]acetate
15 IR (Neat) : 1750 cm^{-1}
NMR (CDCl_3 , δ) : 1.22 (3H, t, J=7Hz), 1.6-1.8 (4H, m), 2.0-2.4 (4H, m), 3.46 (2H, s), 4.20 (2H, q, J=7Hz), 4.59 (2H, s), 6.7-7.0 (3H, m), 7.2-7.8 (11H, m)
20 Mass : 494 ($M^+ + 1$)
- (5) 2-[2-[3-Ethoxycarbonylmethoxybenzyl]cyclohexylidene]-methyl]-4,5-diphenyloxazole
25 IR (Neat) : 1750, 1650, 1610 cm^{-1}
NMR (CDCl_3 , δ) : 1.24 (3H, t, J=7.0Hz), 1.3-1.9 (6H, m), 2.2-3.0 (5H, m), 4.25 (2H, q, J=7.0Hz), 4.68 (2H, s), 6.11 (1H, s), 6.6-6.9 (3H, m), 7.0-7.8 (11H, m)
30 Mass : 508 ($M^+ + 1$)
- (6) Ethyl [3-[[3-(4,5-diphenyloxazol-2-yl)cyclohexan-1-yl]methyl]phenoxy]acetate
IR (Neat) : 1750, 1605 cm^{-1}
35 NMR (CDCl_3 , δ) : 1.29 (3H, t, J=7Hz), 0.9-2.4 (9H,

- 78 -

m), 2.5-2.7 (2H, m), 2.8-3.3 (1H, m), 4.25 (2H, q, J=7Hz), 4.57, 4.60 (2H, each s), 6.6-6.9 (3H, m), 7.0-7.8 (11H, m)

Mass : 496 (M⁺+1)

5

(7) Ethyl [3-[3-(4,5-diphenyloxazol-2-yl)cyclopentan-1-yl]phenoxy]acetate

IR (Neat) : 1750, 1600 cm⁻¹

10 NMR (CDCl₃, δ) : 1.28 (3H, t, J=7Hz), 1.8-2.6 (6H, m), 3.1-3.8 (2H, m), 4.28 (2H, q, J=7Hz), 4.61, 4.62 (2H, each s), 6.6-7.0 (3H, m), 7.2-7.8 (11H, m)

Mass : 468 (M⁺+1)

15

(8) Ethyl [3-[3-(4,5-diphenyloxazol-2-yl)cyclohexan-1-yl]phenoxy]acetate

IR (Neat) : 1750, 1605 cm⁻¹

20 NMR (CDCl₃, δ) : 1.29 (3H, t, J=7Hz), 1.4-2.9 (9H, m), 2.9-3.1 (1H, m), 4.28 (2H, q, J=7Hz), 4.61 (2H, s), 6.6-7.0 (3H, m), 7.2-7.8 (11H, m)

Mass : 482 (M⁺+1)

(9) Ethyl [3-[[[(1R)-2-(4,5-diphenyloxazol-2-yl)-2-cyclohexen-1-yl]methyl]phenoxy]acetate

25 HPLC (chiralcel AD, 5% isopropanol/hexane, 1 ml/min);
rt = 11.9 min

(10) Ethyl [3-[[[(1S)-2-(4,5-diphenyloxazol-2-yl)-2-cyclohexen-1-yl]methyl]phenoxy]acetate

30 HPLC (chiralcel AD, 5% isopropanol/hexane, 1 ml/min);
rt = 6.9 min

Example 13

35 To a solution of (+)-(5S)-1-(4,5-diphenyloxazol-2-yl)-5-(3-methoxybenzyl)cyclopentene (2.33 g) in methylene

- 79 -

chloride (10 ml), was added boron tribromide in methylene chloride (1M, 9 ml) at 0°C. After 3.5 hours stirring at the same temperature, the reaction mixture was washed with water and saturated aqueous sodium hydrogencarbonate.

5 Drying (sodium sulfate) and removal of solvent afforded a yellow syrup containing (+)-(5S)-1-(4,5-diphenyloxazol-2-yl)-5-(3-hydroxybenzyl)cyclopentene. An acetonitril solution (20 ml) of the yellow syrup, potassium carbonate (1.30 g), methyl bromoacetate (0.98 g) and potassium
10 iodide (a catalytic amount) was stirred under reflux for 3.5 hours. The solvent was evaporated in vacuo and the residue was partitioned between ethyl acetate and 1N hydrochloric acid. The organic layer was washed with 1N hydrochloric acid, water and brine. Drying (sodium
15 sulfate) and removal of solvent at reduced pressure followed by flash chromatography over 50 g of silica afforded (+)-methyl [3-[[[(1S)-2-(4,5-diphenyloxazol-2-yl)-2-cyclopenten-1-yl]methyl]phenoxy]acetate (2.10 g, 98.2% ee) as a yellow oil.

20 $[\alpha]_D$: +51.68° (C=1.085, CH₂Cl₂)
IR (Film) : 1735, 1700, 1650, 1600 cm⁻¹
NMR (CDCl₃, δ) : 1.79-1.90 (1H, m), 1.95-2.15 (1H, m), 2.41-2.44 (2H, m), 2.61 (1H, dd, J=13.3Hz, 9.5Hz), 3.39 (1H, dd, J=13.3Hz, 4.1Hz), 3.55
25 (1H, m), 3.78 (3H, s), 4.59 (2H, s), 6.69-6.92 (4H, m), 7.15-7.42 (7H,m), 7.59-7.72 (4H, m)
Mass (APCI) m/e : 466 (M⁺+1)

Example 14

30 The following compound was obtained according to a similar manner to that of Example 13.

(-)-Methyl [3-[[[(1R)-2-(4,5-diphenyloxazol-2-yl)-2-cyclopenten-1-yl]methyl]phenoxy]acetate

35 $[\alpha]_D$: -48.22° (C=1.065, CH₂Cl₂)

- 80 -

IR (Film) : 1735, 1700, 1650, 1600 cm^{-1}

NMR (CDCl_3 , δ) : 1.79-1.90 (1H, m), 1.95-2.15 (1H, m), 2.41-2.44 (2H, m), 2.61 (1H, dd, $J=13.3\text{Hz}$, 9.5Hz), 3.39 (1H, dd, $J=13.3\text{Hz}$, 4.1Hz), 3.55 (1H, m), 3.78 (3H, s), 4.59 (2H, s), 6.69-6.92 (4H, m), 7.15-7.42 (7H, m), 7.59-7.72 (4H, m)

Mass (APCI) m/e : 466 ($M^+ + 1$)Example 15

10 The following compounds were obtained according to a similar manner to that of Example 5.

(1) Ethyl 3'-(4,5-diphenyl-2-oxazolyl)-3-biphenyloxyacetate

15 IR (Nujol) : 1745, 1605 cm^{-1}

NMR (CDCl_3 , δ) : 1.30 (3H, t, $J=7.1\text{Hz}$), 4.30 (2H, q, $J=7.1\text{Hz}$), 4.71 (2H, s), 6.94-6.95 (1H, m), 7.25-7.45 (9H, m), 7.55-7.77 (6H, m), 8.13-8.17 (1H, m), 8.35-8.37 (1H, m)

20 (+) APCI Mass : 476 ($M^+ + 1$)

(2) Ethyl [3-[trans-2-hydroxy-2-(4,5-diphenyl-2-oxazolyl)cyclohexyl]phenoxy]acetate

IR (Neat) : 3450, 1755, 1600 cm^{-1}

25 NMR (CDCl_3 , δ) : 1.29 (3H, t, $J=7.1\text{Hz}$), 1.58 (1H, br m), 1.86-2.04 (4H, br m), 2.23-2.37 (3H, br m), 2.91-2.99 (1H, dd, $J=13.1\text{Hz}$, 3.5Hz), 3.35 (1H, s), 4.26 (2H, q, $J=7.1\text{Hz}$), 4.41 (2H, s), 6.5-6.7 (3H, m), 7.07-7.25 (1H, m), 7.31-7.39 (6H, m), 7.50-7.58 (4H, m)

30 (+) APCI Mass : 498 ($M^+ + 1$)

(3) Methyl [3-[[trans-2-hydroxy-2-(4,5-diphenyl-2-oxazolyl)cyclohexyl]methyl]phenoxy]acetate

35 IR (Neat) : 3430, 1760, 1600 cm^{-1}

- 81 -

NMR (CDCl₃, δ) : 1.3-2.0 (7H, br m), 2.04-2.20 (3H, m), 3.06-3.11 (1H, br m), 3.47 (1H, s), 3.79 (3H, s), 4.58 (2H, s), 6.68-6.82 (3H, m), 7.13-7.18 (1H, m), 7.3-7.4 (6H, m), 7.6-7.7 (4H, m)

5 (+) APCI Mass : 498 (M⁺+1)

(4) Ethyl [3-[[2-[4,5-bis(4-methylphenyl)-2-oxazolyl]-2-cyclohexen-1-yl]methyl]phenoxy]acetate

IR (Neat) : 1735, 1590 cm⁻¹

10 NMR (CDCl₃, δ) : 1.29 (3H, t, J=7.1Hz), 1.39-1.74 (4H, br m), 2.29-2.37 (2H, br m), 2.45-2.69 (1H, br m), 3.11-3.32 (2H, br m), 4.26 (2H, q, J=7.1Hz), 4.59 (2H, s), 6.71-6.76 (1H, m), 6.86-6.99 (3H, m), 7.15-7.20 (5H, m), 7.37-7.62 (4H, m)

15

(+) APCI Mass : 522 (M⁺+1)

(5) Ethyl [3-[[2-[4,5-bis(4-methylphenyl)-2-oxazolyl]-2-cyclopenten-1-yl]methyl]phenoxy]acetate

20 IR (Neat) : 1750, 1590 cm⁻¹

NMR (CDCl₃, δ) : 1.28 (3H, t, J=7.1Hz), 1.78-1.87 (1H, m), 1.89-2.13 (1H, m), 2.38 (6H, s), 2.43-2.64 (3H, br m), 3.35-3.53 (2H, br m), 4.25 (2H, q, J=7.1Hz), 4.58 (2H, s), 6.67-6.75 (2H, m), 6.83-6.91 (2H, m), 7.15-7.25 (5H, m), 7.48-7.60 (4H, m)

25

(+) APCI Mass : 508 (M⁺+1)

(6) Ethyl [3-[[cis-2-hydroxy-2-(4,5-diphenyl-2-oxazolyl)cyclohexyl]methyl]phenoxy]acetate

IR (Nujol) : 3465, 1740, 1600 cm⁻¹

30 NMR (CDCl₃, δ) : 1.28 (3H, t, J=7.1Hz), 1.4-1.9 (8H, br), 2.28-2.66 (3H, m), 3.23 (1H, s), 4.23 (2H, q, J=7.1Hz), 4.41 (2H, s), 6.56-6.72 (3H, m), 7.07-7.11 (1H, m), 7.19-7.43 (6H, m), 7.50-7.55

35

- 82 -

(2H, m), 7.61-7.66 (2H, m)

(+) APCI Mass : 512 ($M^+ + 1$)

- 5 (7) Methyl [3-[[2-(4,5-diphenyl-2-oxazolyl)phenyl]-
methyl]phenoxy]acetate
IR (Neat) : 1760, 1600 cm^{-1}
NMR (CDCl_3 , δ) : 3.74 (3H, s), 4.50 (2H, s), 4.61
10 (2H, s), 6.71-6.87 (3H, m), 7.14-7.42 (10H, m),
7.55-7.66 (2H, m), 7.69-7.74 (2H, m), 8.10-8.15
(1H, m)
(+) APCI Mass : 476 ($M^+ + 1$)

Example 16

- 15 A mixture of 2-[2-(3-hydroxyphenylmethyl)cyclohexyl]-
4,5-bis(4-methylphenyl)oxazole, ethyl bromoacetate and
potassium carbonate was stirred in acetonitrile at room
temperature overnight. Ethyl acetate and water were added
to the reaction mixture. The organic layer was separated
20 and washed with water, and next brine. The organic layer
was dried on magnesium sulfate and evaporated to the crude
oil. The crude oil was purified with SiO_2 . To afford a
mixture of ethyl [3-[[cis- or trans-2-[4,5-bis(4-
methylphenyl)-2-oxazolyl]cyclohexyl]methyl]phenoxy]acetate
25 (isomer G) and ethyl [3-[[trans- or cis-2-[4,5-bis(4-
methylphenyl)-2-oxazolyl]cyclohexyl]methyl]phenoxy]acetate
(isomer H).

Isomer G is different from isomer H in configuration.

- 30 Isomer G
IR (Neat) : 1760, 1600 cm^{-1}
NMR (CDCl_3 , δ) : 1.27 (3H, t, $J=7.1\text{Hz}$), 1.3-2.05
(8H, br m), 2.30 (1H, br m), 2.37 (6H, s), 2.50-
2.72 (2H, m), 3.20-3.23 (1H, m), 4.24 (2H, q,
35 $J=7.1\text{Hz}$), 4.53 (2H, s), 6.66-6.78 (3H, m), 7.10-

- 83 -

7.20 (5H, m), 7.45-7.59 (4H, m)
(+) APCI Mass : 524 ($M^+ + 1$)

Isomer H

5 IR (Neat) : 1750, 1600 cm^{-1}
NMR (CDCl_3 , δ) : 1.28 (3H, t, $J=7.1\text{Hz}$), 1.76 (6H, br
m), 2.1 (2H, br m), 2.29 (1H, br m), 2.37 (6H,
s), 2.65-2.72 (3H, br m), 4.24 (2H, q, $J=7.1\text{Hz}$),
4.49 (2H, s), 6.63-6.76 (3H, m), 7.07-7.18 (5H,
10 m), 7.42-7.55 (4H, m)
(+) APCI Mass : 524 ($M^+ + 1$)

Example 17

To a solution of ethyl [3-[2-[(4,5-diphenyloxazol-2-yl)methyl]-1-cyclopenten-1-yl]phenoxy]acetate (600 mg) in
15 a mixture of acetonitrile (10 ml) and water (5 ml) were
added N-methylmorpholine N-oxide (0.5 ml, 60% solution in
water) and osmium(VIII) oxide (2 ml, 2.5% solution in t-
butyl alcohol) at room temperature. After being stirred
20 for 20 hours, the mixture was poured into a mixture of
ethyl acetate and water. The organic layer was washed
with saturated sodium bicarbonate aqueous solution and
brine and concentrated, and the residue was purified by
column chromatography on silica gel to give ethyl [3-[2-
25 [(4,5-diphenyloxazol-2-yl)methyl]-1,2-
dihydroxycyclopentyl]phenoxy]acetate (210 mg).

NMR (CDCl_3 , δ) : 1.27 (3H, t, $J=7\text{Hz}$), 1.8-2.4 (6H,
m), 2.68 (1H, d, $J=17\text{Hz}$), 2.78 (1H, d, $J=17\text{Hz}$),
4.24 (2H, q, $J=7\text{Hz}$), 4.50 (2H, s), 6.7-7.0 (3H,
30 m), 7.0-7.8 (11H, m)
Mass : 514 ($M^+ + 1$)

Example 18

The following compound was obtained according to a
35 similar manner to that of Example 17.

- 84 -

Ethyl [3-[2-[(4,5-diphenyloxazol-2-yl)methyl]-1,2-dihydroxycyclohexyl]phenoxy]acetate

IR (Neat) : 3400, 1750 cm^{-1}

5 NMR (CDCl_3 , δ) : 1.22 (3H, t, $J=7\text{Hz}$), 1.4-2.4 (8H, m), 3.00 (1H, d, $J=16\text{Hz}$), 3.03 (1H, d, $J=16\text{Hz}$), 4.12 (2H, t, $J=7\text{Hz}$), 4.95 (2H, s), 6.6-6.8 (1H, m), 7.0-7.6 (10H, m)

Mass : 528 (M^++1)

10

Example 19

To a solution of ethyl [3-[2-[(4,5-diphenyloxazol-2-yl)methyl]-1-cyclopenten-1-yl]phenoxy]acetate (1.0 g) in methylene chloride (20 ml) were added m-chloroperbenzoic acid (540 mg) and sodium carbonate (330 mg) at room temperature. After being stirred for 4 hours, the mixture was washed with saturated sodium bicarbonate aqueous solution and brine. The dried solvent was evaporated and the residue was purified by column chromatography on silica gel to give ethyl [3-[2-[(4,5-diphenyloxazol-2-yl)methyl]-1,2-epoxycyclopentyl]phenoxy]acetate (700 mg).

15

20

IR (Neat) : 1750 cm^{-1}

25 NMR (CDCl_3 , δ) : 1.25 (3H, t, $J=7\text{Hz}$), 1.4-2.4 (6H, m), 2.90 (1H, d, $J=14\text{Hz}$), 3.10 (1H, d, $J=14\text{Hz}$), 4.24 (2H, q, $J=7\text{Hz}$), 4.58 (2H, s), 6.7-7.0 (3H, m), 7.0-7.9 (11H, m)

Mass : 496 (M^++1)

Example 20

30 60% Sodium hydride (18 mg) was added to a stirred solution of ethyl [3-[[cis-2-(4,5-diphenyl-2-oxazolyl)-2-hydroxycyclohexyl]methyl]phenoxy]acetate (210 mg) and methyl iodide (58 mg) in N,N-dimethylformamide (2.5 ml) at room temperature and the resulting mixture was stirred at 35 the same temperature for 40 minutes. The reaction mixture

- 85 -

was partitioned between ethyl acetate and 0.1N hydrochloric acid. The organic layer was washed successively with water (three times), sodium bicarbonate aqueous solution, and brine, dried over magnesium sulfate, and evaporated in vacuo. The residue was chromatographed (n-hexane - ethyl acetate) over silica gel to afford ethyl [3-[[cis-2-(4,5-diphenyl-2-oxazolyl)-2-methoxycyclohexyl]-methyl]phenoxy]acetate (110 mg) as a colorless oil.

IR (Neat) : 1750, 1600 cm^{-1}

10 NMR (CDCl_3 , δ) : 1.27 (3H, t, $J=7.1\text{Hz}$), 1.40-2.00 (6H, br m), 2.14-2.27 (3H, m), 2.55 (1H, dd, $J=13.7\text{Hz}$, 10.3Hz), 2.84 (1H, dd, $J=13.7\text{Hz}$, 3.6Hz), 3.45 (3H, s), 4.24 (2H, q, $J=7.1\text{Hz}$), 4.50 (2H, s), 6.62 (3H, m), 7.07-7.16 (1H, m), 7.31-7.41 (6H, m), 7.57-7.69 (4H, m)

15 (+) APCI Mass : 526 ($M^+ + 1$)

Example 21

To a solution of ethyl [3-[2-[(4,5-diphenyloxazol-2-yl)methyl]-1-cyclopenten-1-yl]phenoxy]acetate (0.5 g) in ethanol (20 ml) was added 10% palladium on carbon (100 mg). After being stirred for 6 hours under hydrogen atmosphere, the reaction mixture was filtered. The solvent was evaporated in vacuo to give ethyl [3-[2-[(4,5-diphenyloxazol-2-yl)methyl]cyclopentyl]phenoxy]acetate (400 mg).

IR (Neat) : 1750, 1600 cm^{-1}

20 NMR (CDCl_3 , δ) : 1.25 (3H, t, $J=7\text{Hz}$), 1.6-2.3 (6H, m), 2.3-2.7 (2H, m), 2.8-3.0 (1H, m), 3.2-3.4 (1H, m), 4.20 (2H, q, $J=7\text{Hz}$), 4.54 (2H, s), 6.6-6.9 (3H, m), 7.2-7.7 (11H, m)

30 Mass : 482 ($M^+ + 1$)

Example 22

35 To a solution of ethyl [3-[2-[(4,5-diphenyloxazol-2-

- 86 -

yl)methyl]-1,2-epoxycyclopentyl]phenoxy]acetate (500 mg) in ethanol (20 ml) was added palladium on carbon (0.5 g). After being stirred for 24 hours under hydrogen atmosphere, the reaction mixture was filtered. The solvent was evaporated in vacuo to give ethyl [3-[2-[(4,5-diphenyloxazol-2-yl)methyl]-2-hydroxycyclopentyl]phenoxy]-acetate (260 mg).

IR (Neat) : 3400, 1750 cm^{-1}

NMR (CDCl_3 , δ) : 1.22 (3H, t, $J=7\text{Hz}$), 1.6-2.5 (6H, m), 2.5-3.0 (2H, m), 4.10 (2H, q, $J=7\text{Hz}$), 4.42, 4.47 (2H, each s), 6.6-7.0 (3H, m), 7.0-7.8 (11H, m)

Mass : 498 ($M^+ + 1$)

15 Example 23

To a solution of ethyl [3-[2-[(4,5-diphenyloxazol-2-yl)methylene]cyclohexan-1-yl]phenoxy]acetate (300 mg) in a mixture of ethanol (10 ml) and tetrahydrofuran (10 ml) was added 10% palladium on carbon (50 mg). After being stirred for 4 hours under hydrogen atmosphere, the reaction mixture was filtered. The solvent was evaporated in vacuo to give ethyl [3-[2-[(4,5-diphenyloxazol-2-yl)methyl]cyclohexan-1-yl]phenoxy]acetate (210 mg).

IR (Neat) : 1750 cm^{-1}

NMR (CDCl_3 , δ) : 1.23 (3H, t, $J=7\text{Hz}$), 1.2-2.2 (9H, m), 2.3-2.9 (3H, m), 4.17 (2H, q, $J=7\text{Hz}$), 4.59 (2H, s), 6.6-7.0 (3H, m), 7.1-7.7 (11H, m)

Mass : 496 ($M^+ + 1$)

30 Example 24

The following compound was obtained according to a similar manner to that of Example 23.

Ethyl [3-[[2-[(4,5-diphenyloxazol-2-yl)methyl]cyclohexyl)methyl]phenoxy]acetate

- 87 -

IR (Neat) : 1750 cm^{-1}

NMR (CDCl_2 , δ) : 1.25 (3H, t, $J=7\text{Hz}$), 1.1-2.2 (9H, m), 2.2-2.6 (2H, m), 2.7-3.0 (2H, m), 3.0-3.2 (1H, m), 4.26 (2H, q, $J=7\text{Hz}$), 7.56 (2H, s), 6.6-

5

6.9 (3H, m), 7.0-7.4 (7H, m), 7.4-7.8 (4H, m)

Mass : 510 (M^++1)Example 25

To a solution of (+)-methyl [3-[[[(1S)-2-(4,5-diphenyloxazol-2-yl)-2-cyclopenten-1-yl]methyl]phenoxy]acetate (1.92 g) in ethanol (30 ml) was added 1N-aqueous sodium hydroxide (4.1 ml). The reaction mixture was stirred for 1 hour at room temperature. Ether (50 ml) was added to the solution. The precipitated solid was collected by filtration to afford (+)-sodium [3-[[[(1S)-2-(4,5-diphenyloxazol-2-yl)-2-cyclopenten-1-yl]methyl]phenoxy]acetate (0.83 g).

10

15

 $[\alpha]_D$: +71.75° ($C=0.56$, MeOH)

mp : 220°C (dec.)

20

IR (Nujol) : 1650, 1620, 1590 cm^{-1}

NMR (CD_3OD , δ) : 1.95-2.07 (2H, m), 2.50-2.67 (3H, m), 3.19-3.28 (1H, m), 3.55 (1H, m), 4.31 (2H, s), 6.69-6.86 (4H, m), 7.07-7.15 (1H, m), 7.35-7.58 (10H, m)

25

Example 26

The following compounds were obtained according to similar manners to those of Examples 2, 7, 9 and 25.

30

(1) Sodium [3-[2-(4,5-diphenyloxazol-2-yl)cyclopropyl]phenoxy]acetate

IR (Nujol) : 1605 cm^{-1}

NMR ($\text{DMSO}-d_6$, δ) : 1.5-1.9 (2H, m), 2.3-2.5 (1H, m), 2.5-2.7 (1H, m), 4.37 (2H, m), 6.7-6.9 (3H, m), 7.1-7.7 (11H, m)

35

- 88 -

FAB Mass : 434 ($M^+ + 1$)

(2) Sodium [3-[2-[4,5-diphenyloxazol-2-yl)methyl]-1-cyclopenten-1-yl]phenoxy]acetate

5 IR (Nujol) : 1610 cm^{-1} NMR (DMSO-d_6 , δ) : 1.8-2.2 (2H, m), 2.4-3.0 (2H, m),
3.70 (2H, s) 4.10 (2H, s), 6.6-7.0 (3H, m), 7.1-
7.9 (11H, m)FAB Mass : 474 ($M^+ + 1$)

10

(3) Sodium [3-[2-[(4,5-diphenyloxazol-2-yl)methyl]cyclopentyl]phenoxy]acetate

IR (Nujol) : 1640 cm^{-1} 15 NMR (DMSO-d_6 , δ) : 1.4-2.3 (6H, m), 2.4-2.7 (2H, m),
2.8-3.1 (1H, m), 3.2-3.4 (1H, m), 4.29 (2H, s),
6.6-6.9 (3H, m), 7.13 (1H, t, $J=8\text{Hz}$), 7.2-7.7
(10H, m)FAB Mass : 476 ($M^+ + 1$)

(4) [3-[2-[(4,5-Diphenyloxazol-2-yl)methyl]-1,2-dihydroxycyclopentyl]phenoxy]acetic acid

IR (Neat) : 1720 cm^{-1} NMR (CDCl_3 , δ) : 1.8-3.0 (8H, m), 4.30 (2H, s), 6.7-
7.0 (3H, m), 7.0-7.7 (11H, m)25 FAB Mass : 486 ($M^+ + 1$)

(5) [3-[2-[(4,5-Diphenyloxazol-2-yl)methyl]-2-hydroxypentyl]phenoxy]acetic acid

IR (Nujol) : 1720 cm^{-1} 30 NMR (CDCl_3 , δ) : 1.4-2.2 (6H, m), 2.8-3.0 (1H, m),
3.2-3.4 (1H, m), 4.42-4.48 (2H, each s), 6.6-7.0
(3H, m), 7.0-7.6 (11H, m)Mass : 470 ($M^+ + 1$)

35 (6) Sodium [3-[2-[(4,5-diphenyloxazol-2-yl)methylene]-

- 89 -

cyclohexyl]phenoxy]acetate

IR (Nujol) : 1620 cm^{-1}

NMR (DMSO- d_6 , δ) : 1.4-2.5 (7H, m), 3.4-3.8 (2H, m),
4.07 (2H, s), 5.52 (1H, s), 6.6-6.8 (3H, m),
7.1-7.7 (11H, m)

FAB Mass : 488 ($\text{M}^+ + 1$)

(7) Sodium [3-[2-[(4,5-diphenyloxazol-2-yl)methyl]cyclohexyl]phenoxy]acetate

IR (Nujol) : 1620 cm^{-1}

NMR (DMSO- d_6 , δ) : 1.2-2.0 (8H, m), 2.8-3.0 (2H, m),
4.04 (2H, s), 6.5-6.8 (3H, m), 7.0-7.6 (11H, m)

FAB Mass : 490 ($\text{M}^+ + 1$)

(8) Sodium [3-[2-[(4,5-diphenyloxazol-2-yl)methyl]-1-cyclohexen-1-yl]phenoxy]acetate

IR (Nujol) : 1640 cm^{-1}

NMR (DMSO- d_6 , δ) : 1.6-1.8 (4H, m), 2.0-2.4 (4H, m),
3.45 (2H, s), 4.07 (2H, s), 6.6-6.8 (3H, m),
7.1-7.7 (11H, m)

FAB Mass : 488 ($\text{M}^+ + 1$)

(9) Sodium [3-[2-[(4,5-diphenyloxazol-2-yl)methyl]-1,2-dihydroxycyclohexyl]phenoxy]acetate

IR (Nujol) : 1600 cm^{-1}

NMR (DMSO- d_6 , δ) : 1.4-2.0 (8H, m), 4.07 (2H, s),
6.6-6.8 (1H, m), 7.0-7.2 (3H, m), 7.2-7.6 (10H, m)

FAB Mass : 522 ($\text{M}^+ + 1$)

(10) Sodium [3-[2-[(4,5-diphenyloxazol-2-yl)methylene]cyclohexylmethyl]phenoxy]acetate

IR (Nujol) : 1630, 1600 cm^{-1}

NMR (DMSO- d_6 , δ) : 1.2-1.8 (6H, m), 2.2-3.2 (5H, m),
4.03 (2H, s), 6.10 (1H, s), 6.5-6.8 (3H, m),

- 90 -

7.0-7.7 (11H, m)

FAB Mass : 502 ($M^+ + 1$)

- 5 (11) Sodium [3-[2-[(4,5-diphenyloxazol-2-yl)methyl]cyclohexylmethyl]phenoxy]acetate
IR (Nujol) : 3400, 1640, 1600 cm^{-1}
NMR (DMSO- d_6 , δ) : 0.8-2.0 (10H, m), 2.1-2.4 (1H, m), 2.5-3.3 (3H, m), 4.07 (2H, s), 6.5-6.8 (3H, m), 7.02 (1H, t, $J=8\text{Hz}$), 7.3-7.8 (10H, m)
10 FAB Mass : 508 ($M^+ + 1$)
- (12) Sodium [3-[3-(4,5-diphenyloxazol-2-yl)cyclohexylmethyl]phenoxy]acetate
IR (Nujol) : 3300-3400, 1610 cm^{-1}
15 NMR (DMSO- d_6 , δ) : 0.8-2.2 (9H, m), 4.07 (2H, s), 6.5-6.8 (3H, m), 7.10 (1H, t, $J=10$), 7.2-7.7 (10H, m)
FAB Mass : 490 ($M^+ + 1$)
- 20 (13) Sodium [3-[3-(4,5-diphenyloxazol-2-yl)cyclopentyl]-phenoxy]acetate
IR (Nujol) : 1620 cm^{-1}
NMR (DMSO- d_6 , δ) : 1.6-2.6 (6H, m), 3.0-3.7 (2H, m), 4.08 (2H, s), 6.6-6.8 (3H, m), 7.13 (1H, t, $J=8\text{Hz}$), 7.2-7.7 (10H, m).
25 FAB Mass : 462 ($M^+ + 1$)
- (14) Sodium [3-[3-(4,5-diphenyloxazol-2-yl)cyclohexyl]-phenoxy]acetate
30 IR (Nujol) : 1610 cm^{-1}
NMR (DMSO- d_6 , δ) : 1.4-2.4 (8H, m), 2.5-3.2 (2H, m), 4.06 (2H, s), 6.6-6.9 (3H, m), 7.12 (1H, t, $J=8\text{Hz}$), 7.3-7.7 (10H, m)
FAB Mass : 476 ($M^+ + 1$)

- 91 -

- (15) (-)-Sodium [3-[[[(1R)-2-(4,5-diphenyloxazol-2-yl)-2-cyclohexen-1-yl]methyl]phenoxy]acetate
HPLC (chiral-AGP, 20% acetonitrile/0.02M phosphoric buffer (pH 7.0), 0.8 ml/min); rt = 6.0 min
5 [α]_D : -94.5° (C=0.20, MeOH)
- (16) (+)-Sodium [3-[[[(1S)-2-(4,5-diphenyloxazol-2-yl)-2-cyclohexen-1-yl]methyl]phenoxy]acetate
HPLC (chiral-AGP, 20% acetonitrile/0.02M phosphoric
10 buffer (pH 7.0), 0.8 ml/min); rt = 4.0 min
[α]_D : +93.0° (C=0.20, MeOH)
- (17) Sodium [3'-(4,5-diphenyl-2-oxazolyl)-3-biphenyloxy]acetate
15 IR (Nujol) : 1600 cm⁻¹
NMR (DMSO-d₆, δ) : 4.18 (2H, s), 6.84-6.89 (1H, m),
7.15-7.25 (2H, m), 7.32-7.50 (7H, m), 7.62-7.74
(5H, m), 7.80-7.84 (1H, m), 8.08-8.12 (1H, m),
8.29 (1H, m)
20 (+) APCI Mass : 448 (M⁺+1)
- (18) Sodium [3-[trans-2-hydroxy-2-(4,5-diphenyl-2-oxazolyl)cyclohexyl]phenoxy]acetate
mp : >250°C
25 IR (Nujol) : 3350, 1600 cm⁻¹
NMR (DMSO-d₆, δ) : 1.5-1.7 (5H, br m), 2.14 (3H, br
m), 2.85 (1H, br m), 3.97 (2H, s), 5.53 (1H, s),
6.51-6.61 (3H, m), 6.96-6.99 (1H, m), 7.36-7.42
(8H, br m), 7.56-7.60 (2H, br m)
30 FAB Mass : 492 (M⁺+1)
- (19) Sodium [3-[[trans-2-hydroxy-2-(4,5-diphenyl-2-oxazolyl)cyclohexyl]methyl]phenoxy]acetate
IR (Nujol) : 3350, 1600 cm⁻¹
35 NMR (DMSO-d₆, δ) : 1.2-1.6 (7H, br m), 2.04 (1H, br

- 92 -

m), 2.24-2.43 (2H, m), 2.79-2.90 (1H, br m),
4.01 (2H, s), 5.77 (1H, br), 6.56-6.62 (3H, m),
7.02-7.10 (1H, m), 7.3-7.7 (10H, m)

5 (+) APCI Mass : 506 ($M^+ + 1$)

(20) Sodium [3-[[2-[4,5-bis(4-methylphenyl)-2-oxazolyl]-2-cyclohexen-1-yl]methyl]phenoxy]acetate

mp : 235-250°C

10 IR (Nujol) : 1600 cm^{-1}

NMR (DMSO- d_6 , δ) : 1.60 (4H, br), 2.34 (9H, br),
3.09 (2H, m), 4.06 (2H, s), 6.65 (1H, m), 6.77-
6.87 (3H, m), 7.09-7.14 (1H, m), 7.25-7.29 (4H,
br m), 7.49-7.56 (4H, br m)

15 FAB Mass : 516 ($M^+ + 1$)

(21) [3-[[2-[4,5-bis(4-methylphenyl)-2-oxazolyl]-2-cyclopenten-1-yl]methyl]phenoxy]acetic acid

mp : 72.2-80.9°C

20 IR (Neat) : 1720, 1600 cm^{-1}

NMR (CDCl_3 , δ) : 1.85 (1H, m), 1.99-2.10 (1H, m),
2.37 (6H, s), 2.43-2.64 (3H, br m), 3.26-3.34
(2H, br m), 4.53 (2H, s), 6.68-6.70 (2H, br m),
6.82-6.90 (2H, br m), 7.13-7.20 (5H, m), 7.45-
25 7.55 (4H, m)

(+) APCI Mass : 480 ($M^+ + 1$)

(22) Sodium [3-[[cis-2-hydroxy-2-(4,5-diphenyl-2-oxazolyl)-cyclohexyl]methyl]phenoxy]acetate

30 IR (Nujol) : 3300, 1600 cm^{-1}

NMR (DMSO- d_6 , δ) : 1.24-1.94 (8H, br), 1.94-2.64
(3H, br), 3.43 (1H, s), 4.02 (2H, s), 6.54-6.58
(3H, br), 6.99-7.07 (1H, m), 7.06-7.64 (10H, m)

FAB Mass : 506 ($M^+ + 1$)

35

- 93 -

- (23) Sodium [3-[[cis-2-methoxy-2-(4,5-diphenyl-2-oxazolyl)cyclohexyl]methyl]phenoxy]acetate
IR (Nujol) : 1605 cm^{-1}
NMR (DMSO- d_6 , δ) : 1.24-1.60 (6H, br m), 1.99-2.29
5 (3H, br m), 2.37-2.70 (2H, m), 3.34 (3H, s),
4.00 (2H, s), 6.51-6.57 (3H, m), 6.99 (1H, m),
7.33-7.64 (10H, m)
FAB Mass : 520 ($M^+ + 1$)
- 10 (24) Sodium [3-[[2-(4,5-diphenyl-2-oxazolyl)phenyl]methyl]phenoxy]acetate
IR (Nujol) : 1595 cm^{-1}
NMR (DMSO- d_6 , δ) : 3.98 (2H, s), 4.54 (2H, s), 6.58-
6.60 (3H, m), 7.04-7.11 (1H, m), 7.39-7.50 (9H,
15 m), 7.58-7.68 (4H, m), 8.09-8.13 (1H, m)
FAB Mass : 484 ($M^+ + 1$)
- (25) (-)-Sodium [3-[[[(1R)-2-(4,5-diphenyloxazol-2-yl)-2-cyclopenten-1-yl]methyl]phenoxy]acetate
20 $[\alpha]_D$: -68.97° (C=0.57, MeOH)
mp : 220°C (dec.)
IR (Nujol) : 1650, 1620, 1590 cm^{-1}
NMR (CD $_3$ OD, δ) : 1.95-2.07 (2H, m), 2.50-2.67 (3H,
m), 3.19-3.28 (1H, m), 3.55 (1H, m), 4.31 (2H,
25 s), 6.69-6.86 (4H, m), 7.07-7.15 (1H, m), 7.35-
7.58 (10H, m)

Example 27

The following compound was obtained by treating
30 isomer G obtained in Example 16 according to a similar
manner to that of Example 2.

Sodium [3-[[cis- or trans-2-[4,5-bis(4-methylphenyl)-
2-oxazolyl]cyclohexyl]methyl]phenoxy]acetate (isomer I)
35 mp : 205.8-220.2°C

- 94 -

IR (Nujol) : 1610 cm^{-1}

NMR (DMSO- d_6 , δ) : 1.2-2.2 (9H, br m), 2.34 (6H, s),
2.5 (2H, br m), 3.20 (1H, br), 4.03 (2H, s),
6.56-6.60 (3H, br m), 7.02-7.10 (1H, m), 7.20-
7.28 (4H, m), 7.41-7.52 (4H, m)

FAB Mass : 518 ($M^+ + 1$)Example 28

The following compound was obtained by treating
isomer H obtained in Example 16 according to a similar
manner to that of Example 2.

Sodium [3-[[trans- or cis-2-[4,5-bis(4-methylphenyl)-
2-oxazolyl]cyclohexyl]methyl]phenoxy]acetate (isomer J)

Isomer J is different from isomer I obtained in
Example 27 in configuration.

mp : $>250^\circ\text{C}$ IR (Nujol) : 1610 cm^{-1}

NMR (DMSO- d_6 , δ) : 1.06-1.30 (2H, br m), 1.61 (4H,
br m), 1.72 (2H, br m), 2.33 (6H, s), 2.70 (4H,
br m), 4.03 (2H, s), 6.56-6.59 (3H, br m), 7.00-
7.09 (1H, m), 7.19-7.27 (4H, m), 7.40-7.50 (4H,
m)

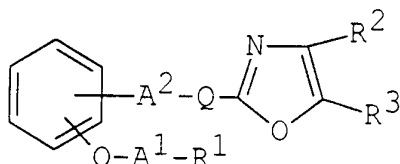
FAB Mass : 518 ($M^+ + 1$)

- 95 -

C L A I M S

1. A compound of the formula :

5



10

wherein R^1 is carboxy or protected carboxy,

R^2 is aryl which may have suitable substituent(s),

R^3 is aryl which may have suitable substituent(s),

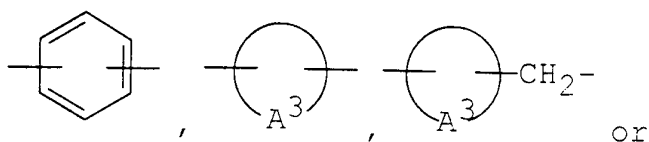
15

A^1 is lower alkylene,

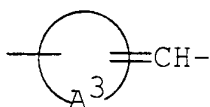
A^2 is bond or lower alkylene and

$-Q-$ is

20



25



(in which \bigcirc_{A^3} is cyclo(lower)alkane or

cyclo(lower)alkene, each of which may have suitable substituent(s)),

30

and a pharmaceutically acceptable salt thereof.

2. A compound of claim 1,

wherein R^2 is aryl which may have one to three suitable substituent(s),

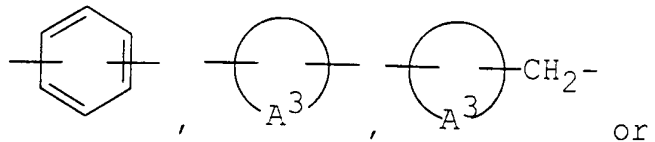
35

- 96 -

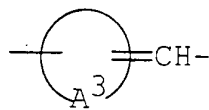
R^3 is aryl which may have one to three suitable substituent(s),

-Q- is

5



10

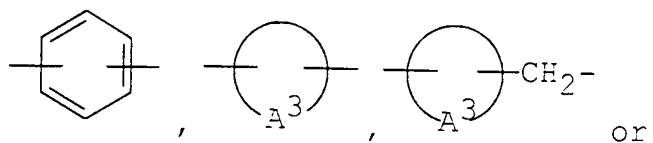


(in which is cyclo(lower)alkane or cyclo(lower)alkene, each of which may have one to three suitable substituent(s)).

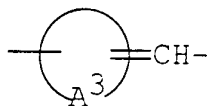
15

3. A compound of claim 2,
 wherein R^2 is phenyl or lower alkylphenyl,
 R^3 is phenyl or lower alkylphenyl,
 -Q- is

20



25



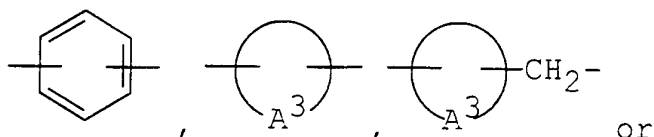
30

(in which is cyclo(lower)alkane or cyclo(lower)alkene, each of which may have one to three substituent(s) selected from the group consisting of epoxy, hydroxy and lower alkoxy).

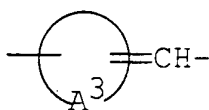
35

4. A compound of claim 3,
wherein -Q- is

5



10



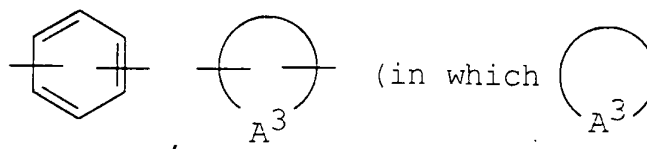
(in which is cyclo(lower)alkane

or cyclo(C₅-C₆)alkene, each of which may have one or two substituent(s) selected from the group consisting of epoxy, hydroxy and lower alkoxy).

15

5. A compound of claim 4,
wherein R¹ is carboxy or esterified carboxy,
R² is phenyl or lower alkylphenyl,
R³ is phenyl or lower alkylphenyl,
A¹ is C₁-C₃ alkylene,
A² is bond or C₁-C₃ alkylene, and
-Q- is

25

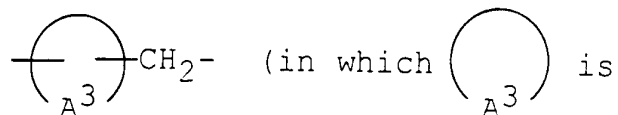


30

is cyclo(lower)alkane which may have a substituent selected from the group consisting of epoxy, hydroxy and lower alkoxy, or cyclo(C₅-C₆)alkene),

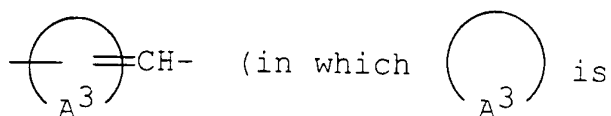
35

- 98 -



cyclo(lower)alkane which may have one or two
 substituent(s) selected from the group
 consisting of epoxy and hydroxy, or
 cyclo(C₅-C₆)alkene), or

10



cyclo(lower)alkane).

15

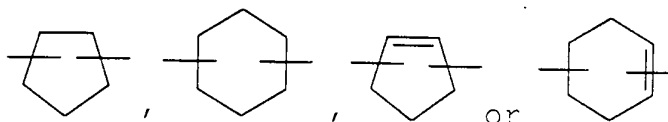
6. A compound of claim 5,
 wherein R¹ is carboxy or lower alkoxy carbonyl,
 A¹ is methylene, and
 A² is bond or methylene.

20

7. A compound of claim 6,
 wherein R¹ is carboxy,
 R² is phenyl or lower alkylphenyl,
 R³ is phenyl or lower alkylphenyl,
 A¹ is methylene,
 A² is methylene, and
 -Q- is

25

30



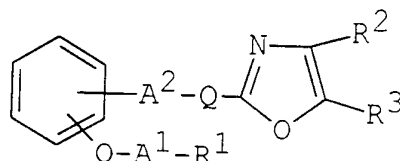
8. A compound of claim 7,
 which is selected from the group consisting of
 (1) sodium [3-[[[(1S)-2-(4,5-diphenyloxazol-2-yl)-

35

- 2-cyclopenten-1-yl]methyl]phenoxy]acetate,
 (2) sodium [3-[[[(1S)-2-(4,5-diphenyloxazol-2-yl)-
 2-cyclohexen-1-yl]methyl]phenoxy]acetate,
 (3) sodium [3-[[2-(4,5-diphenyloxazol-2-yl)-
 cyclopentyl]methyl]phenoxy]acetate and
 5 (4) sodium [3-[[2-[4,5-bis(4-methylphenyl)oxazol-
 2-yl]cyclohexyl]methyl]phenoxy]acetate.

9. A process for preparing a compound of the formula :

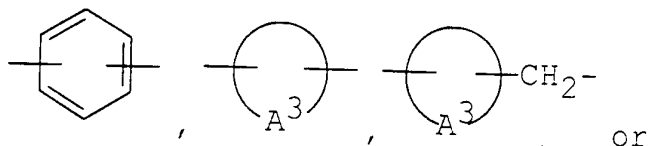
10



15

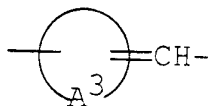
wherein R¹ is carboxy or protected carboxy,
 R² is aryl which may have suitable
 substituent(s),
 R³ is aryl which may have suitable
 20 substituent(s),
 A¹ is lower alkylene,
 A² is bond or lower alkylene and
 -Q- is

25



or

30



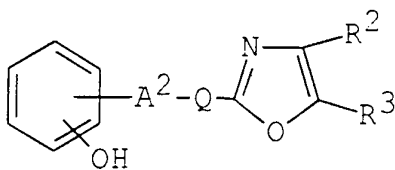
(in which is cyclo(lower)alkane or

cyclo(lower)alkene, each of which may have
 35 suitable substituent(s)),

or a salt thereof,
which comprises

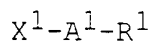
(1) reacting a compound of the formula :

5



10

wherein R², R³, A² and -Q- are each as defined above,
or a salt thereof with a compound of the formula :

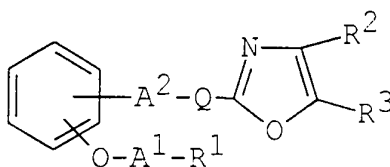


15

wherein R¹ and A¹ are each as defined above, and
X¹ is an acid residue,

or a salt thereof to give a compound of the formula :

20

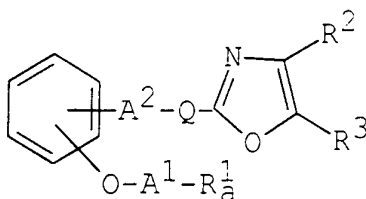


25

wherein R¹, R², R³, A¹, A² and -Q- are each as
defined above,
or a salt thereof, or

(2) subjecting a compound of the formula :

30



35

- 101 -

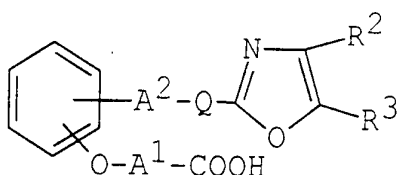
wherein R^2 , R^3 , A^1 , A^2 and $-Q-$ are each as defined above, and

R_a^1 is protected carboxy,

5

or a salt thereof to elimination reaction of the carboxy protective group to give a compound of the formula :

10



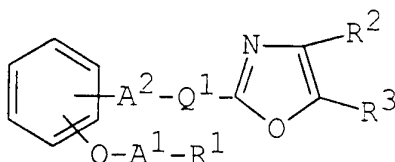
15

wherein R^2 , R^3 , A^1 , A^2 and $-Q-$ are each as defined above,

or a salt thereof, or

(3) subjecting a compound of the formula :

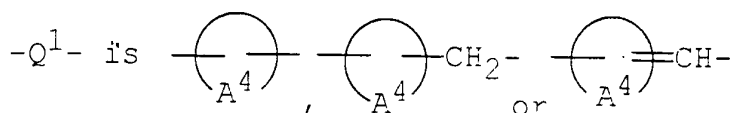
20



25

wherein R^1 , R^2 , R^3 , A^1 and A^2 are each as defined above, and

30

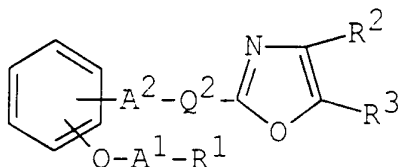


(in which \bigcirc_{A^4} is cyclo(lower)alkene),

35

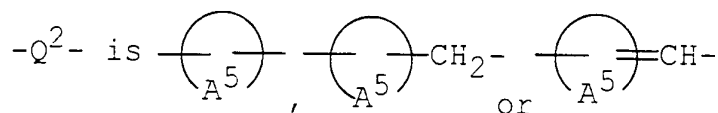
or a salt thereof to oxidation reaction to give a compound of the formula :

5



wherein R¹, R², R³, A¹ and A² are each as defined above, and

10



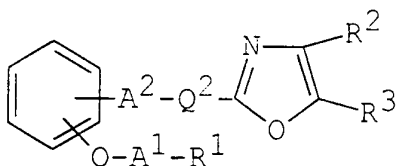
(in which $\left(\text{A}_5 \right)$ is cyclo(lower)alkane having an epoxy group),

15

or a salt thereof, or

(4) subjecting a compound of the formula :

20



25

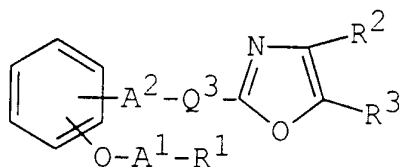
wherein R¹, R², R³, A¹, A² and -Q²- are each as defined above,

or a salt thereof to reduction reaction to give a compound of the formula :

30

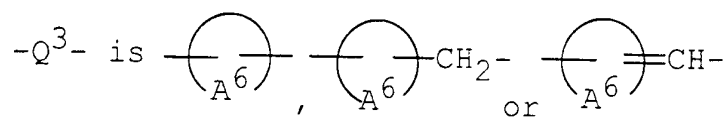
35

5



wherein R^1 , R^2 , R^3 , A^1 and A^2 are each as defined above, and

10



15

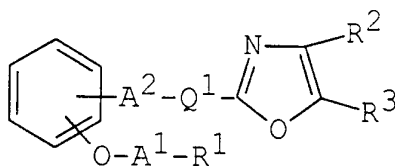
(in which $\left(\text{---} \text{A}_6 \text{---} \right)$ is cyclo(lower)alkane having a hydroxy group),

or a salt thereof, or

20

(5) subjecting a compound of the formula :

25

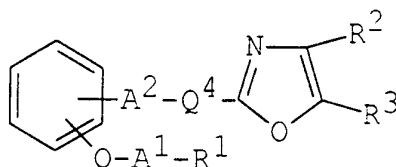


wherein R^1 , R^2 , R^3 , A^1 , A^2 and $-Q^1-$ are each as defined above,

30

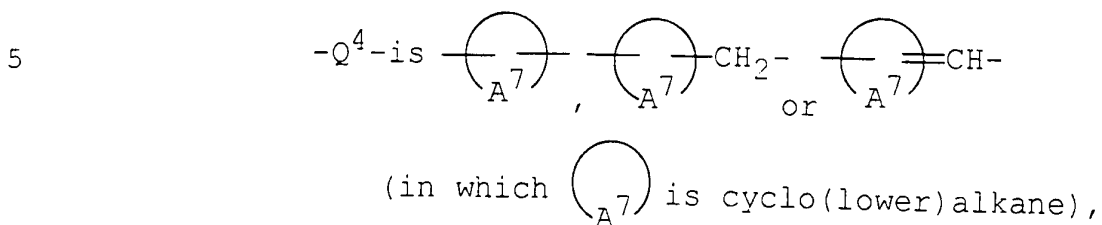
or a salt thereof to reduction reaction to give a compound of the formula :

35



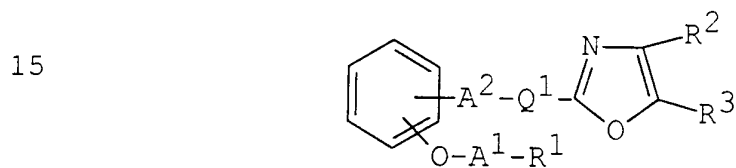
- 104 -

wherein R^1 , R^2 , R^3 , A^1 and A^2 are each as defined above, and

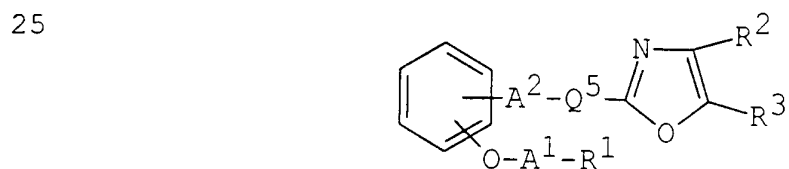


10 or a salt thereof, or

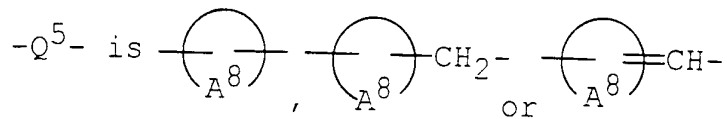
(6) subjecting a compound of the formula :




20 wherein R^1 , R^2 , R^3 , A^1 , A^2 and $-Q^1-$ are each as defined above,
 or a salt thereof to oxidation reaction to give a compound of the formula :



30 wherein R^1 , R^2 , R^3 , A^1 and A^2 are each as defined above, and



5

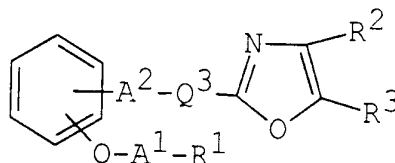
(in which  is cyclo(lower)alkane having two hydroxy groups),

10

or a salt thereof, or

(7) subjecting a compound of the formula :

15

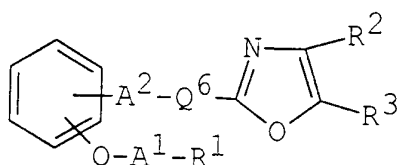


20

wherein R¹, R², R³, A¹, A² and -Q³- are each as defined above,

or a salt thereof to alkylation reaction to give a compound of the formula :

25

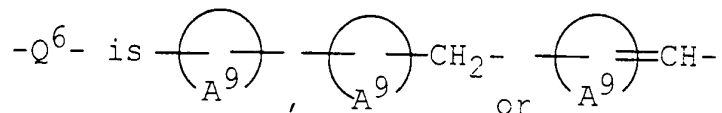


30

wherein R¹, R², R³, A¹ and A² are each as defined above, and

35

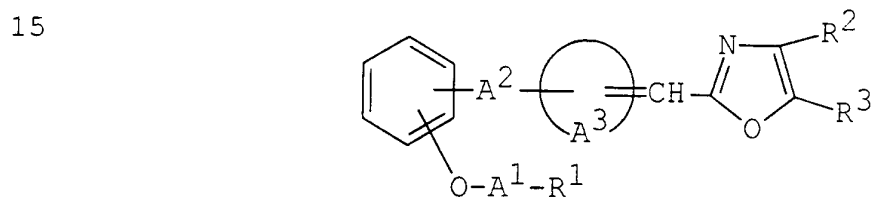
- 106 -



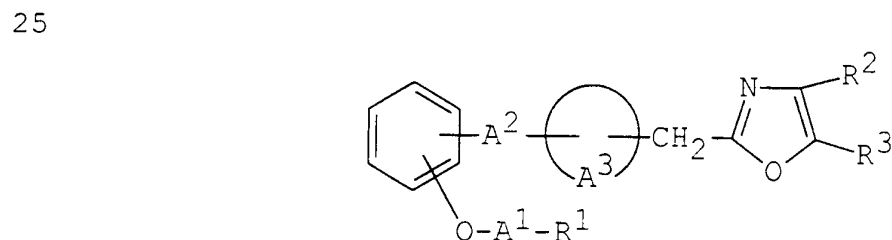
(in which \bigcirc_{A^9} is cyclo(lower)alkane having a lower alkoxy group),

10 or a salt thereof, or

(8) subjecting a compound of the formula :



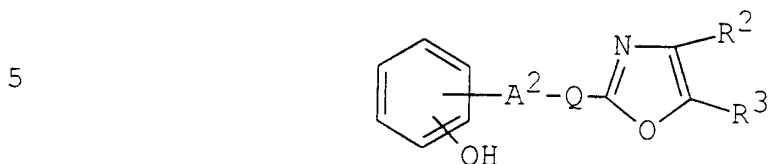
20 wherein R^1 , R^2 , R^3 , A^1 , A^2 and \bigcirc_{A^3} are each as defined above, or a salt thereof to reduction reaction to give a compound of the formula :



30 wherein R^1 , R^2 , R^3 , A^1 , A^2 and \bigcirc_{A^3} are each as defined above, or a salt thereof.

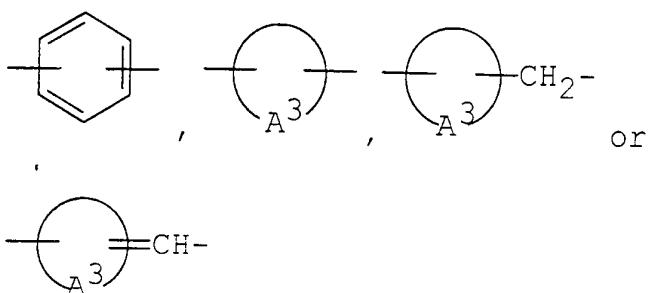
35

10. A compound of the formula :



10
 wherein R² is aryl which may have suitable
 substituent(s),
 R³ is aryl which may have suitable
 substituent(s),
 A² is bond or lower alkylene and
 -Q- is

15



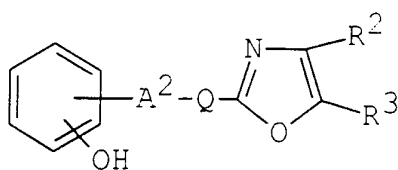
20

(in which is cyclo(lower)alkane or
 cyclo(lower)alkene, each of which may have
 suitable substituent(s)),
 and a salt thereof.

25

11. A process for preparing a compound of the formula :

30



35

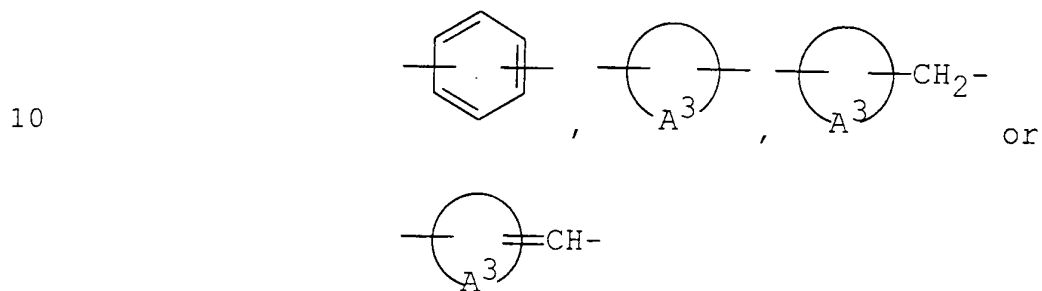
- 108 -

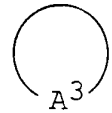
wherein R² is aryl which may have suitable
substituent(s),

R³ is aryl which may have suitable
substituent(s),

5 A² is bond or lower alkylene and

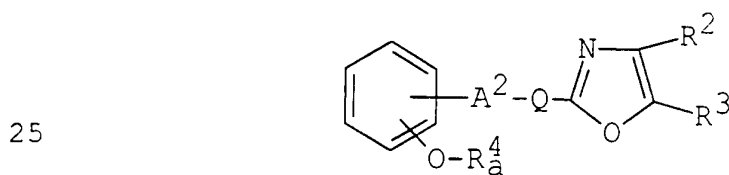
-Q- is



15 (in which ) is cyclo(lower)alkane or
cyclo(lower)alkene, each of which may have
suitable substituent(s)),

or a salt thereof,

20 which comprises subjecting a compound of the
formula :



wherein R², R³, A² and -Q- are each as defined above,
and

30 R_a⁴ is lower alkyl,

or a salt thereof.

12. A pharmaceutical composition which comprises, as an
active ingredient, a compound of claim 1 or a
35 pharmaceutically acceptable salt thereof in admixture

- 109 -

with pharmaceutically acceptable carriers.

- 5 13. A use of a compound of claim 1 or a pharmaceutically acceptable salt thereof as a prostaglandin I₂ agonist.
- 10 14. A method for treating or preventing arterial obstruction, restenosis after percutaneous transluminal coronary angioplasty, arteriosclerosis, cerebrovascular disease or ischemic heart disease which comprises administering a compound of claim 1 or a pharmaceutically acceptable salt thereof to human or animals.
- 15 15. A process for preparing a pharmaceutical composition which comprises admixing a compound of claim 1 or a pharmaceutically acceptable salt thereof with a pharmaceutically acceptable carrier.

20

25

30

35

INTERNATIONAL SEARCH REPORT

International Application No
PCT/JP 94/02116

A. CLASSIFICATION OF SUBJECT MATTER
C 07 D 263/32, A 61 K 31/42

According to International Patent Classification (IPC) or to both national classification and IPC ⁶

B. FIELDS SEARCHED
Minimum documentation searched (classification system followed by classification symbols)
C 07 D, A 61.K

Documentation searched other than minimum documentation to the extent that such documents are included in the fields searched

Electronic data base consulted during the international search (name of data base and, where practical, search terms used)

C. DOCUMENTS CONSIDERED TO BE RELEVANT

Category *	Citation of document, with indication, where appropriate, of the relevant passages	Relevant to claim No.
D, A	EP, A, 0 434 034 (BRISTOL-MYERS) 26 June 1991 (26.06.91), claims 1,3; page 20, line 40 - page 24, line 34.	1, 14
A	-- US, A, 3 578 671 (BROWN) 11 May 1971 (11.05.71), claim 1; column 7, line 23 - column 8, line 12.	1, 14
A	-- CHEMICAL ABSTRACTS, vol. 117, no. 15, issued 1992, October 12, (Columbus, Ohio, USA), N.A. MEANWELL et al. "Non-	1, 13, 14

Further documents are listed in the continuation of box C. Patent family members are listed in annex.

* Special categories of cited documents :

<p>"A" document defining the general state of the art which is not considered to be of particular relevance</p> <p>"E" earlier document but published on or after the international filing date</p> <p>"L" document which may throw doubts on priority claim(s) or which is cited to establish the publication date of another citation or other special reason (as specified)</p> <p>"O" document referring to an oral disclosure, use, exhibition or other means</p> <p>"P" document published prior to the international filing date but later than the priority date claimed</p>	<p>"T" later document published after the international filing date or priority date and not in conflict with the application but cited to understand the principle or theory underlying the invention</p> <p>"X" document of particular relevance; the claimed invention cannot be considered novel or cannot be considered to involve an inventive step when the document is taken alone</p> <p>"Y" document of particular relevance; the claimed invention cannot be considered to involve an inventive step when the document is combined with one or more other such documents, such combination being obvious to a person skilled in the art.</p> <p>"&" document member of the same patent family</p>
--	--

Date of the actual completion of the international search 01 February 1995	Date of mailing of the international search report 20.02.95
--	---

Name and mailing address of the ISA European Patent Office, P.B. 5818 Patentlaan 2 NL - 2280 HV Rijswijk Tel. (+ 31-70) 340-2040, Tx. 31 651 epo nl, Fax (+ 31-70) 340-3016	Authorized officer HAMMER e.h.
---	--

C.(Continuation) DOCUMENTS CONSIDERED TO BE RELEVANT		
Category *	Citation of document, with indication, where appropriate, of the relevant passages	Relevant to claim No.
	<p>prostanoid prostacyclin mimetics. 2. 4,5-diphenyl-oxazole derivatives", page 820, column 2, no. 150 926e; (J.Med.Chem. 1992, 35(19), 3483-97 (Eng)).</p> <p>--</p>	
PA,	<p>CHEMICAL ABSTRACTS, vol. 120, no. 15, issued 1994, April 11, (Columbus, Ohio, USA), N.A. MEANWELL et al. "Non-prostanoid prostacyclin mimetics. 5. Structure-activity relationships associated with (3-(4-(4,5-diphenyl-2-oxazolyl)-5-oxazolyl)-phenoxy)acetic acid", page 1036, column 1, no. 191 585y; (J.Med.Chem. 1993, 36(24), 3884-903 (Eng)).</p> <p>--</p>	1, 12, 13
A	<p>CHEMICAL ABSTRACTS, vol. 118, no. 11, issued 1993, March 15, (Columbus, Ohio, USA), X. SHI "Determination of oxazole ring in conjugated 2,4,5-trisubstituted-1,3-oxazoles by infrared spectrometry", page 839, column 2, no. 101 852q; (Fenxi Huaxue 1992, 20(10), 1135-9 (Ch)).</p> <p>--</p>	1
A	<p>CHEMICAL ABSTRACTS, vol. 119, no. 19, issued 1993, November 08, (Columbus, Ohio, USA), R.J. CREMLYN et al. "Chloro-sulfonation of N-phenyl-morpholine, benzothiazole, 2-methylbenzothiazole, and triphenyloxazole", page 890, column 1, no. 203360r; (Phosphorus, Sulfur Silicon Relat.Elem. 1992, 73(1-4), 107-20 (Eng)).</p> <p>--</p>	1

C.(Continuation) DOCUMENTS CONSIDERED TO BE RELEVANT		
Category *	Citation of document, with indication, where appropriate, of the relevant passages	Relevant to claim No.
A	<p>CHEMICAL ABSTRACTS, vol. 98, no. 15, issued 1983, April 11, (Columbus, Ohio, USA), D.R. SHRIDHAR et al. "Potential hypolipidemic agents. Part I. Synthesis and hypo- lipidemic activity of some 4-(2,5-substituted oxazol- -4-yl)phenoxyalkanoic acid derivatives", page 626, column 2, no. 125 936q; (Indian J.Chem., Sect.B 1982, 21B(9), 860-4 (Eng)).</p> <p style="text-align: center;">--</p>	1
P,A	<p>CHEMICAL ABSTRACTS, vol. 120, no. 11, issued 1994, March 14, (Columbus, Ohio, USA), H. IKUTA et al. "Preparation of phenylimidazoles as prostaglandin I2 receptor agonists", page 1043, column 1, no. 134 475p; & JP-A-05 208 961 (Jpn. Kokai Tokkyo Koho).</p> <p style="text-align: center;">--</p>	13,14
A	<p>CHEMICAL ABSTRACTS, vol. 118, no. 19, issued 1993, May 10, (Columbus, Ohio, USA), N. HAMANAKA et al. "Prepara- tion of cyclic alkane-fused phenoxyacetic acid deriva- tives as prostaglandin I2 (PGI2) receptor agonists", page 913, column 1, no. 191 350b; & JP-A-04 334 358 (Jpn. Kokai Tokkyo Koho).</p> <p style="text-align: center;">----</p>	13,14

INTERNATIONAL SEARCH REPORT

International application No.
PCT/JP 94/02116

Box I Observations where certain claims were found unsearchable (Continuation of item 1 of first sheet)

This international search report has not been established in respect of certain claims under Article 17(2)(a) for the following reasons:

1. Claims Nos.: 13,14 have been searched incompletely because they relate to subject matter not required to be searched by this Authority, namely:
REMARK: Although claims 13,14 are directed to a method of treatment of the human body (PCT, Rule 39.1(iv)), the search has been carried out and based on the alleged effects of the compounds.
2. Claims Nos.: because they relate to parts of the international application that do not comply with the prescribed requirements to such an extent that no meaningful international search can be carried out, specifically:
3. Claims Nos.: because they are dependent claims and are not drafted in accordance with the second and third sentences of Rule 6.4(a).

Box II Observations where unity of invention is lacking (Continuation of item 2 of first sheet)

This International Searching Authority found multiple inventions in this international application, as follows:

1. As all required additional search fees were timely paid by the applicant, this international search report covers all searchable claims.
2. As all searchable claims could be searched without effort justifying an additional fee, this Authority did not invite payment of any additional fee.
3. As only some of the required additional search fees were timely paid by the applicant, this international search report covers only those claims for which fees were paid, specifically claims Nos.:
4. No required additional search fees were timely paid by the applicant. Consequently, this international search report is restricted to the invention first mentioned in the claims; it is covered by claims Nos.:

Remark on Protest

- The additional search fees were accompanied by the applicant's protest.
 No protest accompanied the payment of additional search fees.

ANHANG

zum internationalen Recherchenbericht über die internationale Patentanmeldung Nr.

ANNEX

to the International Search Report to the International Patent Application No.

ANNEXE

au rapport de recherche international relatif à la demande de brevet international n°

PCT/JP 94/02116 SAE 101049

In diesem Anhang sind die Mitglieder der Patentfamilien der im obengenannten internationalen Recherchenbericht angeführten Patentedokumente angegeben. Diese Angaben dienen nur zur Unterrichtung und erfolgen ohne Gewähr.

This Annex lists the patent family members relating to the patent documents cited in the above-mentioned international search report. The Office is in no way liable for these particulars which are given merely for the purpose of information.

La présente annexe indique les membres de la famille de brevets relatifs aux documents de brevets cités dans le rapport de recherche international visée ci-dessus. Les renseignements fournis sont donnés à titre indicatif et n'engagent pas la responsabilité de l'Office.

Im Recherchenbericht angeführtes Patentedokument Patent document cited in search report Document de brevet cité dans le rapport de recherche	Datum der Veröffentlichung Publication date Date de publication	Mitglied(er) der Patentfamilie Patent family member(s) Membre(s) de la famille de brevets	Datum der Veröffentlichung Publication date Date de publication
EP A1 434034	26-06-91	CA AA 2032674 CN A 1052667 FI A0 906213 FI A 906213 HU A0 908361 HU A2 59116 HU A0 9201706 HU B 206100 HU A2 62869 IL A0 96747 JP A2 4217966 NO A0 905444 NO A 905444 NZ A 236474 PT A 96276 US A 5262540 ZA A 9010210 AU A1 69991/91 AU B2 642955	21-06-91 03-07-91 17-12-90 21-06-91 29-07-91 28-04-92 28-08-92 28-08-92 28-06-93 16-09-91 07-08-92 18-12-90 21-06-91 27-07-93 30-09-91 16-11-93 28-08-91 06-08-92 04-11-93
US A 3578671	11-05-71	keine - none - rien	