



US00D747079S

(12) **United States Design Patent**
Carroll et al.

(10) **Patent No.:** US D747,079 S
(45) **Date of Patent:** ** Jan. 12, 2016

- (54) **CLOG WITH TWO DECORATIVE FOXING STRIPES AND TOE BUMPER**
- (75) Inventors: **Robert M. Carroll**, Lawrence, KS (US);
Joseph E. Meador, Topeka, KS (US);
David B. Grosko, Lawrence, KS (US)
- (73) Assignee: **PAYLESS SHOESOURCE WORLDWIDE, INC.**, Topeka, KS (US)
- (**) Term: **14 Years**
- (21) Appl. No.: **29/423,164**
- (22) Filed: **May 29, 2012**
- (51) **LOC (10) Cl.** **02-04**
- (52) **U.S. Cl.**
USPC **D2/923**
- (58) **Field of Classification Search**
USPC D2/896, 900, 918, 923, 946, 976, 977;
36/4, 78, 11.5
CPC A43B 15/00
See application file for complete search history.

(56) **References Cited**

U.S. PATENT DOCUMENTS

641,877	A	*	1/1900	Merriam	36/78
1,169,085	A		1/1916	Davis		
D83,027	S	*	1/1931	Arnold	D2/977
D200,846	S	*	4/1965	Bovay	D2/908
D247,073	S	*	1/1978	Kane et al.	D2/926
D350,223	S	*	9/1994	Buckner	D2/916
D377,264	S	*	1/1997	Wunsch	D2/977
D377,561	S	*	1/1997	McClelland	D2/977
D518,284	S	*	4/2006	Chen	D2/977
D529,263	S		10/2006	Wolf		
D545,032	S		6/2007	Wolf		
D545,033	S		6/2007	Wolf		
D567,483	S		4/2008	Liow		
D569,093	S	*	5/2008	Morgan et al.	D2/977
D569,094	S	*	5/2008	Morgan et al.	D2/977

D571,551	S	*	6/2008	McCarthy et al.	D2/977
D575,480	S		8/2008	Zimmerman		
D578,743	S		10/2008	Liow		
D578,744	S	*	10/2008	Earle	D2/946
D579,182	S		10/2008	Kiavano		
D579,651	S	*	11/2008	Hearn	D2/972
D610,784	S		3/2010	Del Biondi		
D613,485	S		4/2010	Meador		
D624,291	S	*	9/2010	Henderson	D2/946
D624,733	S		10/2010	O'Boyle et al.		
D641,964	S	*	7/2011	Schwartz et al.	D2/969
D645,235	S		9/2011	Carroll et al.		
D650,157	S	*	12/2011	Liow	D2/923
D650,975	S	*	12/2011	Menghi	D2/939

* cited by examiner

Primary Examiner — Ian Simmons
Assistant Examiner — Rashida C McCoy
(74) *Attorney, Agent, or Firm* — Proskauer Rose LLP

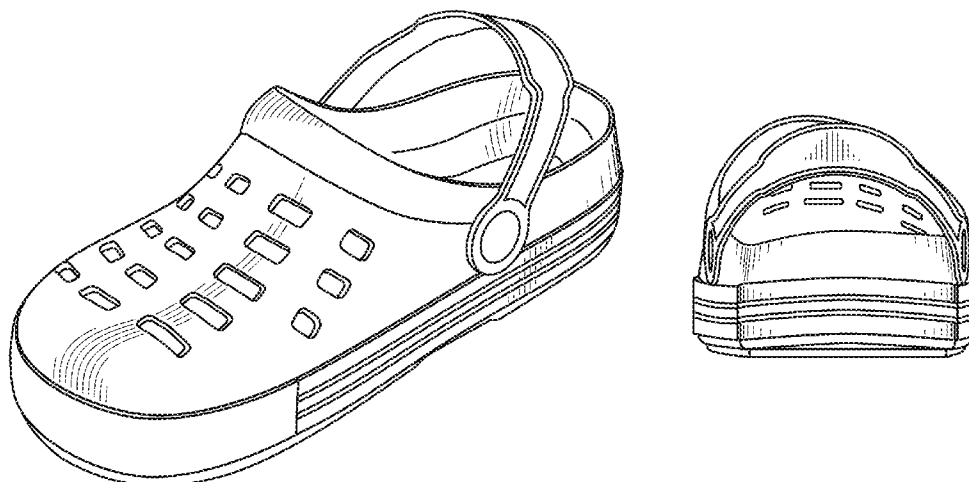
(57) **CLAIM**

The ornamental design for a clog with two decorative foxing stripes and toe bumper, as shown and described.

DESCRIPTION

FIG. 1 is a right perspective view of a clog with two decorative foxing stripes and toe bumper, showing our new design.
 FIG. 2 is a top plan view thereof.
 FIG. 3 is a right side elevation view thereof.
 FIG. 4 is bottom plan view thereof.
 FIG. 5 is left side elevation view thereof.
 FIG. 6 is a front elevation view thereof.
 FIG. 7 is a rear elevation view thereof.
 FIG. 8 is a right perspective view of another embodiment of a clog with two decorative stripes and toe bumper, showing our new design.
 FIG. 9 is a top plan view thereof.
 FIG. 10 is a right side elevation view thereof.
 FIG. 11 is a bottom plan view thereof.
 FIG. 12 is a left side elevation view thereof.
 FIG. 13 is a front elevation view thereof; and,
 FIG. 14 is a rear elevation view thereof.

1 Claim, 6 Drawing Sheets



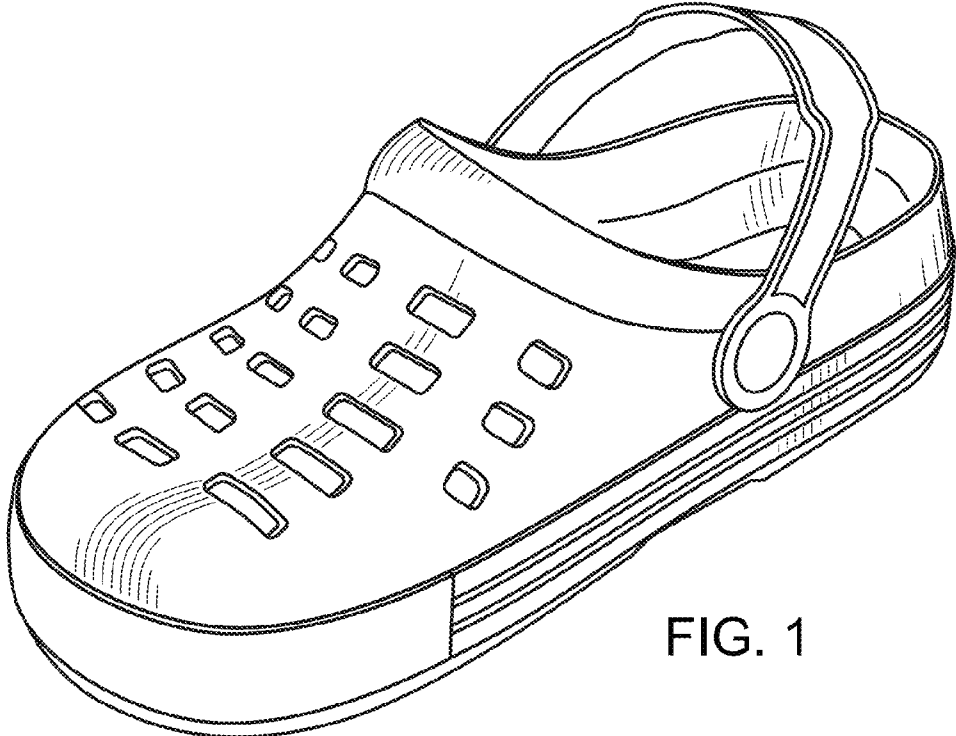


FIG. 1

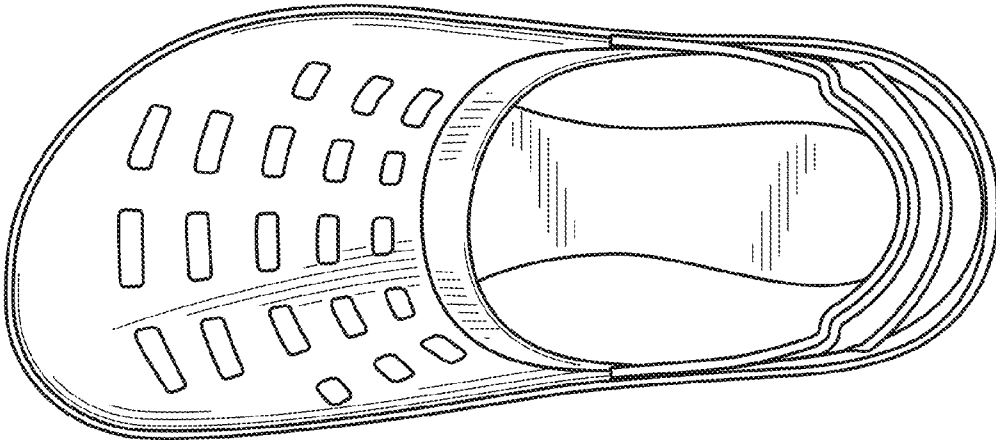


FIG. 2

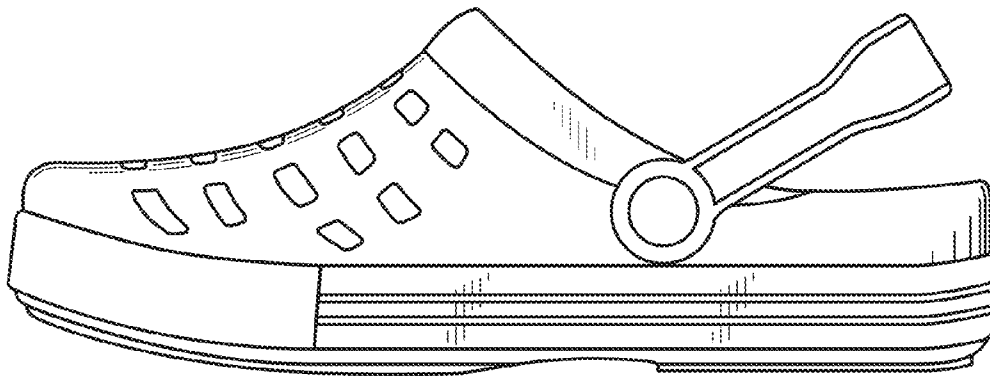


FIG. 3

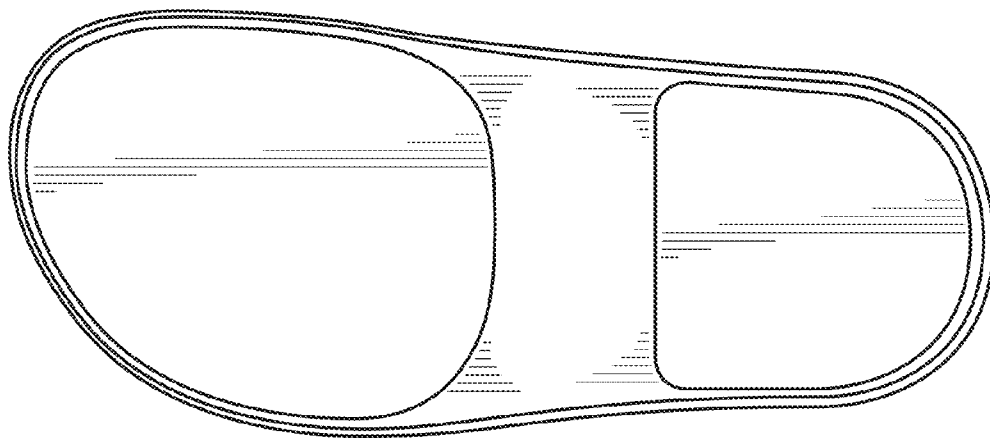


FIG. 4

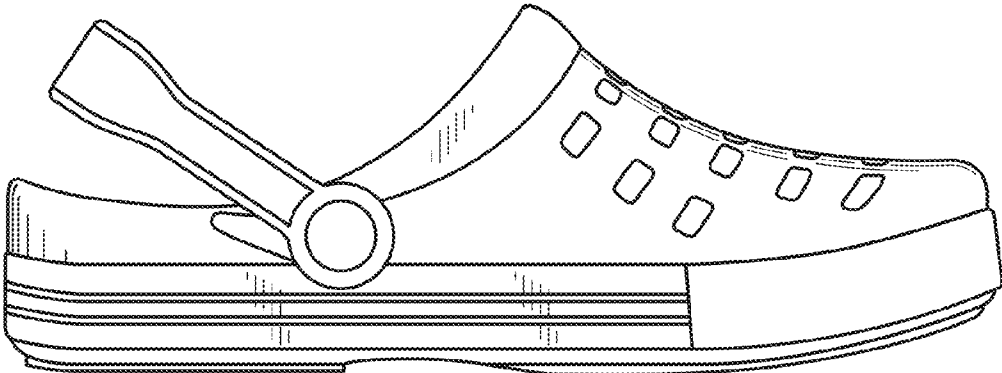


FIG. 5

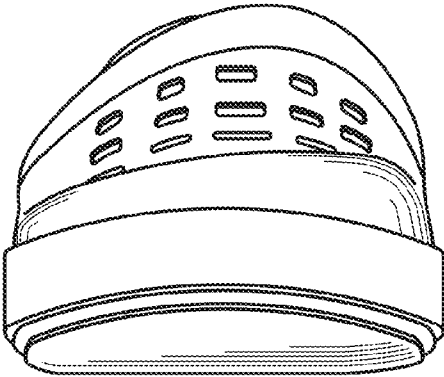


FIG. 6

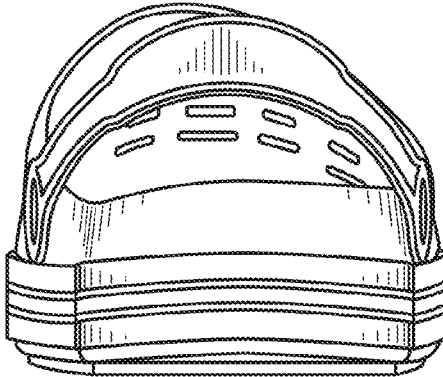


FIG. 7

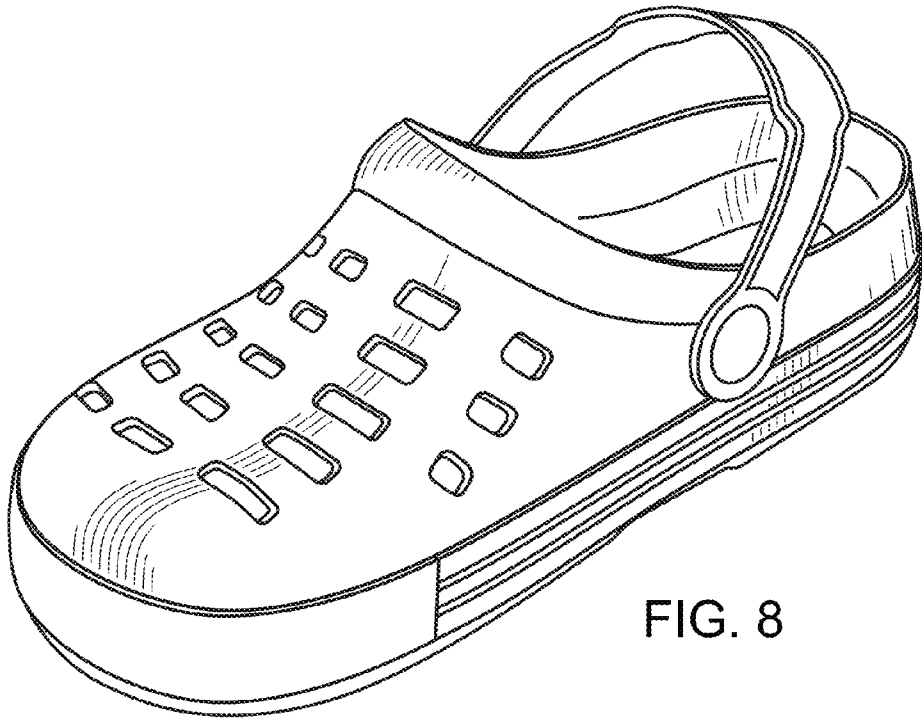


FIG. 8

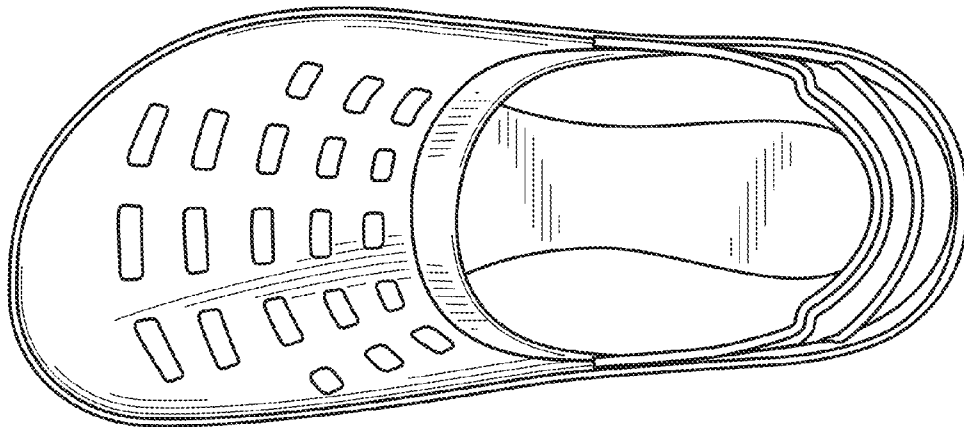


FIG. 9

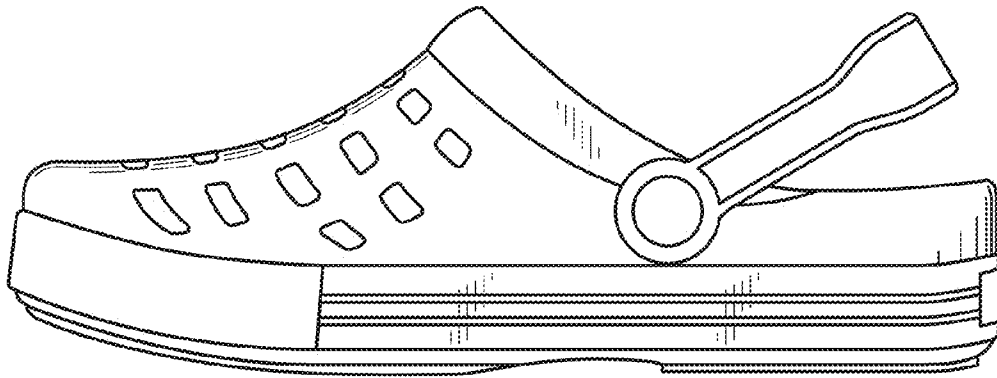


FIG. 10

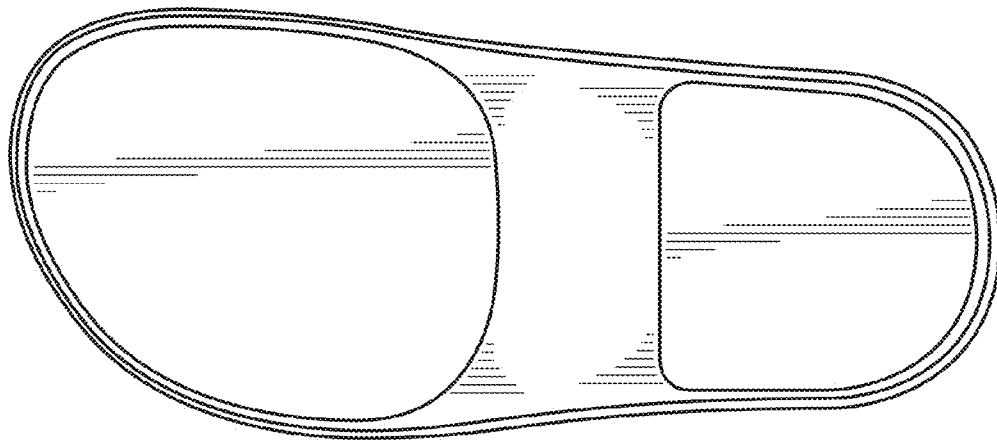


FIG. 11

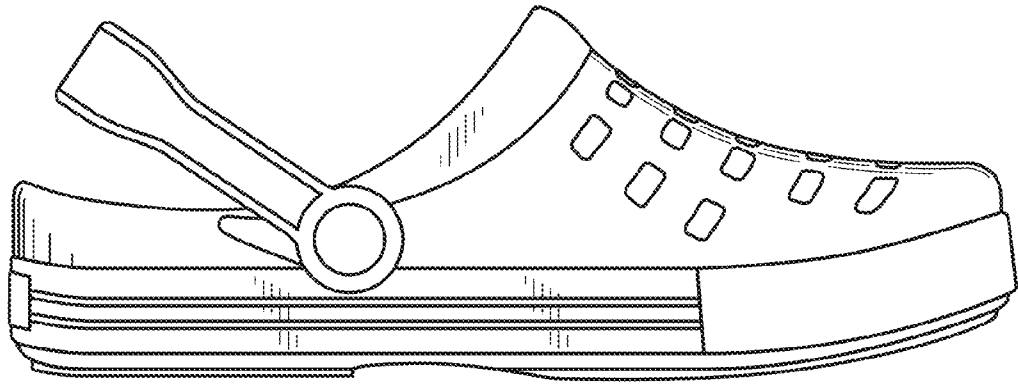


FIG. 12

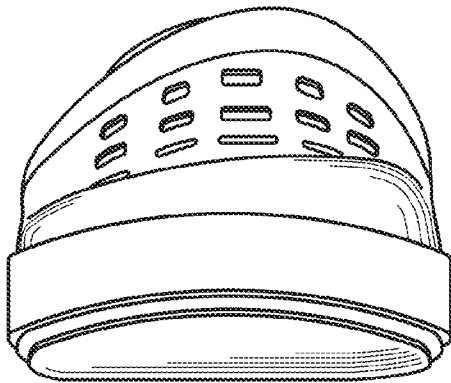


FIG. 13

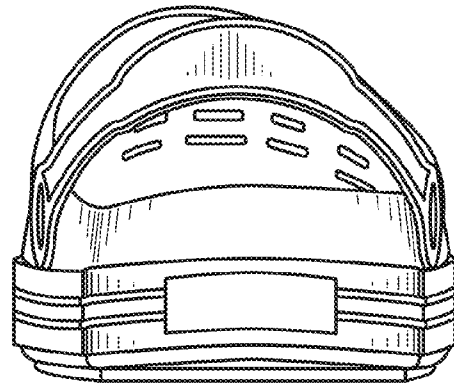


FIG. 14