

J. ROBINSON.

Improvement in Washing-Machines.

No. 132,322.

Patented Oct. 15, 1872.

Fig. 1.

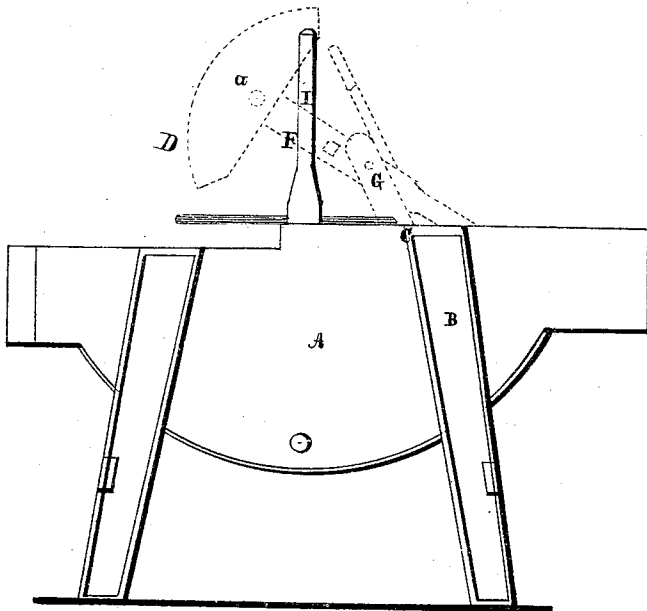


Fig. 2.

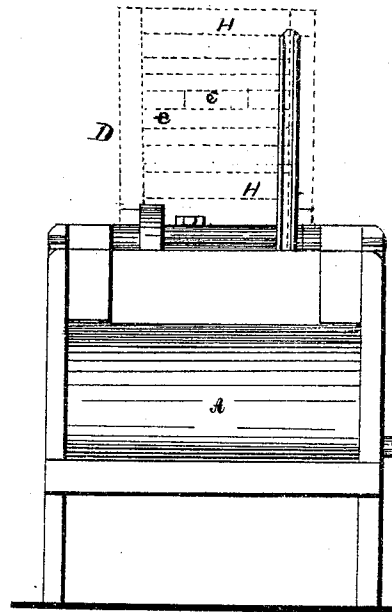
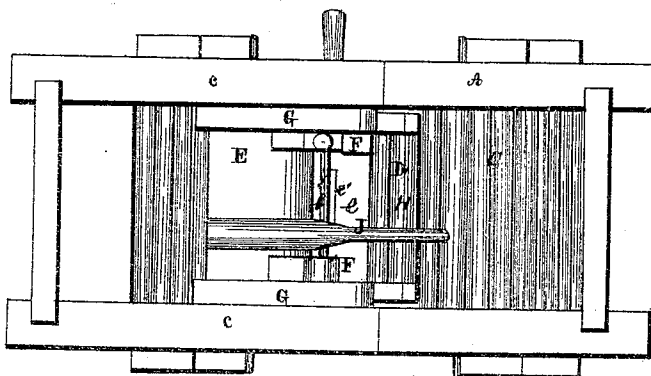


Fig. 3.



Witnesses.
M. H. Rice
A. F. Cornell.

Inventor.
J. Robinson
Per. Burridge & Co.
Attys.

UNITED STATES PATENT OFFICE.

JOHN ROBINSON, OF SEVILLE, OHIO.

IMPROVEMENT IN WASHING-MACHINES.

Specification forming part of Letters Patent No. 132,322, dated October 15, 1872.

To all whom it may concern:

Be it known that I, JOHN ROBINSON, of Seville, in the county of Medina and State of Ohio, have invented a certain new and Improved Washing-Machine; and I do hereby declare that the following is a full, clear, and complete description thereof, reference being had to the accompanying drawing making part of the same.

Figure 1 is a side view of the machine. Fig. 2 is an end view. Fig. 3 is a top view.

Like letters of reference refer to like parts in the several views.

The nature of this invention relates to the manner of attaching the rubbing device of a washing-machine to the work tub or box thereof, and the object of which is to give to those using the machine a full control of the rubber, so that they may be enabled to regulate the pressure exerted on the clothes, as the texture and condition of the articles may need.

Of said device the following is a more full description:

In the drawing, A represents the washtub or box, supported upon the legs B. In the bottom of said box is secured a supplementary corrugated bottom or wash board, C, which constitutes the lower rubbing-surface of the machine. D, Fig. 3, is the rubbing device, which is also indicated by the dotted lines *a*, Fig. 1. Said device consists of a segment of a circle corresponding in curvature to the bottom C, referred to, and in connection with which it operates. This rubbing device is hinged to the front side of a leaf, E, by means of the arms F of the rubber and the arms G of the leaf. A rod, *b*, passing through said arms, forms the hinge of the rubber to the leaf and its axis of vibration. The leaf referred to is also pivoted or hinged in the sides of the wash-box at the point *c*, whereby the leaf is allowed a vibratory movement upward, as indicated by the dotted lines in Fig. 1. Through about the center of the fluted rubber *e* is cut an oblong square hole, *e'*, Fig. 3, also shown in the dotted lines, Fig. 2, the object of which will presently be shown. On each side of the rubber *e* are arranged rollers H H, Figs. 2 and 3.

The practical use of the above-described machine is as follows: A proper quantity of

water and soap are thrown into the machine; the clothes to be washed are then put in, and some one of the articles is adjusted upon the bottom. For this purpose the rubber is elevated from the box, as shown in Fig. 1. The adjustment of the article being completed, the rubber is then let down upon it. The operator then, by means of the handle I, vibrates the rubber with the right hand, and at the same time, with the left hand, presses downward upon it by holding the leaf by the handle J, thereby pressing down the leaf and rubber at the same time, and more or less hard, as the condition of the clothes may demand. In this way the clothes are soon rubbed clean. Any particular part of the article requiring harder rubbing than the other, it is readily applied by an increased pressure exerted on the handle J; and should the fabric be light, and hence require but little rubbing, it is applied by relieving the pressure, which can be done to the least degree. In the event that a long and continuous rubbing is needed on some one part of the article, as, for instance, wristbands, collars, &c., they can be confined under the rubber by inserting them in the opening *e'* made in the rubber, and allowing them to extend so far as to reach between the two rubbing-surfaces. The article thus held can now be rubbed as much as may be required without its slipping from under the rubber. The clothes, when rubbed sufficiently, can now be rinsed and wrung out by a clothes-wringer, which may be secured to the side of the machine for that purpose.

Claim.

What I claim as my invention, and desire to secure by Letters Patent, is—

The combination of the leaf F hinged to the inside of the box or tub, the rubber D having a fluted board, *e*, and opening *e'* provided with rolls H on the sides or ends of said board, and hung or hinged by arms to the said leaf F, and the wash-board C, substantially as and for the purpose set forth.

JOHN ROBINSON.

Witnesses:

JOHN H. BURRIDGE,
GEORGE W. GRIM.