



US00D720834S

(12) **United States Design Patent**
Sedwick

(10) **Patent No.:** **US D720,834 S**

(45) **Date of Patent:** **** Jan. 6, 2015**

(54) **FAUCET HUB AND SPOUT**

(71) Applicant: **Moen Incorporated**, North Olmsted, OH (US)

(72) Inventor: **Jennifer P. Sedwick**, Lakewood, OH (US)

(73) Assignee: **Moen Incorporated**, North Olmsted, OH (US)

(**) Term: **14 Years**

(21) Appl. No.: **29/489,640**

(22) Filed: **May 1, 2014**

(51) **LOC (10) Cl.** **23-01**

(52) **U.S. Cl.**

USPC **D23/255**

(58) **Field of Classification Search**

USPC D23/238, 241-243, 249, 255, 257;
4/675-678; 137/801

See application file for complete search history.

(56) **References Cited**

U.S. PATENT DOCUMENTS

D217,670 S	5/1970	Rowlands	
D296,354 S	6/1988	Fabian	
D408,505 S	4/1999	Garcia	
D486,563 S	2/2004	Hsieh	
D488,539 S	4/2004	McKeone	
D492,387 S	6/2004	Pohl et al.	
D508,977 S *	8/2005	Otero	D23/238
D510,977 S	10/2005	Jones	
D516,172 S	2/2006	Gilbert	
D518,557 S	4/2006	Thun	
D527,080 S	8/2006	Schaffeld et al.	
D532,872 S	11/2006	Miyamoto	
D538,891 S	3/2007	Gilbert et al.	
D538,892 S	3/2007	Gilbert	
D567,907 S	4/2008	Kohler, Jr. et al.	
D573,698 S	7/2008	Downey	
D574,064 S	7/2008	Hanna	

D576,709 S	9/2008	Fritz	
D577,421 S	9/2008	Williams	
D584,385 S	1/2009	Hanna	
D593,185 S	5/2009	Williams	
D600,320 S *	9/2009	Miyamoto et al.	D23/238
D602,122 S	10/2009	Corbett	

(Continued)

OTHER PUBLICATIONS

Moen Boardwalk Faucet Product, the Moen Boardwalk Faucet Product shown in the cited document was publicly available prior to May 1, 2014, 1 page.

(Continued)

Primary Examiner — Robert Delehanty

(74) *Attorney, Agent, or Firm* — Calfee, Halter & Griswold LLP

(57) **CLAIM**

The ornamental design for a faucet hub and spout, as shown and described.

DESCRIPTION

FIG. 1 is a perspective view of a faucet hub and spout of the new design;

FIG. 2 is a front elevational view of the faucet hub and spout of FIG. 1;

FIG. 3 is a rear elevational view of the faucet hub and spout of FIG. 1;

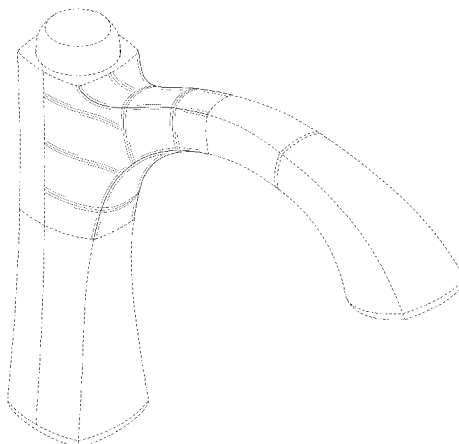
FIG. 4 is a left side elevational view of the faucet hub and spout of FIG. 1, the right side elevational view being a mirror image thereof;

FIG. 5 is a top plan view of the faucet hub and spout of FIG. 1; and,

FIG. 6 is a bottom plan view of the faucet hub and spout of FIG. 1.

The portions of the Figures shown in broken lines are not part of the claimed design and are for illustration only.

1 Claim, 4 Drawing Sheets



(56)

References Cited

OTHER PUBLICATIONS

U.S. PATENT DOCUMENTS

D607,975 S * 1/2010 Schoenherr et al. D23/238
D607,978 S 1/2010 Williams
D608,859 S 1/2010 Schoenherr et al.
D612,016 S 3/2010 Williams
D618,764 S 6/2010 Gao
D620,559 S 7/2010 Romero
D636,462 S 4/2011 Romero et al.
D636,853 S 4/2011 Yu
D640,353 S 6/2011 Gao et al.
D640,774 S 6/2011 Ke et al.

Delta Arc Faucet Product, the Delta Arc Faucet Product shown in the cited document is publicly available, 1 page.

Kohler Evoke Faucet Product, the Kohler Evoke Faucet Product shown in the cited document was publicly available prior to May 1, 2014, 1 page.

* cited by examiner

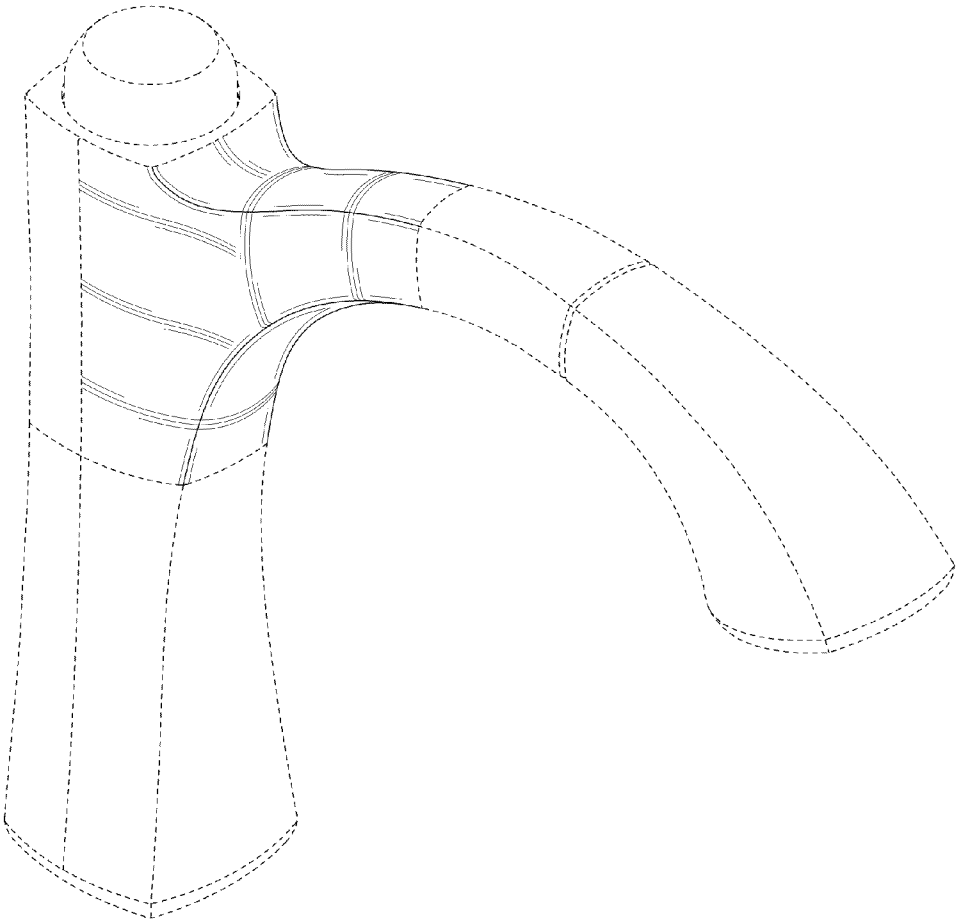


FIG. 1

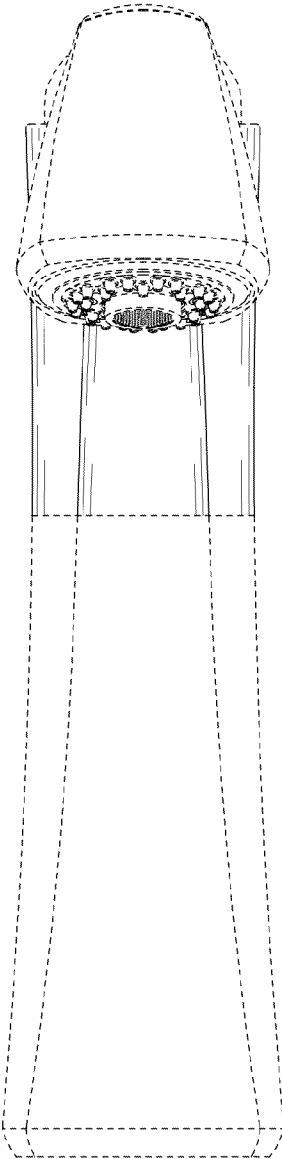


FIG. 2

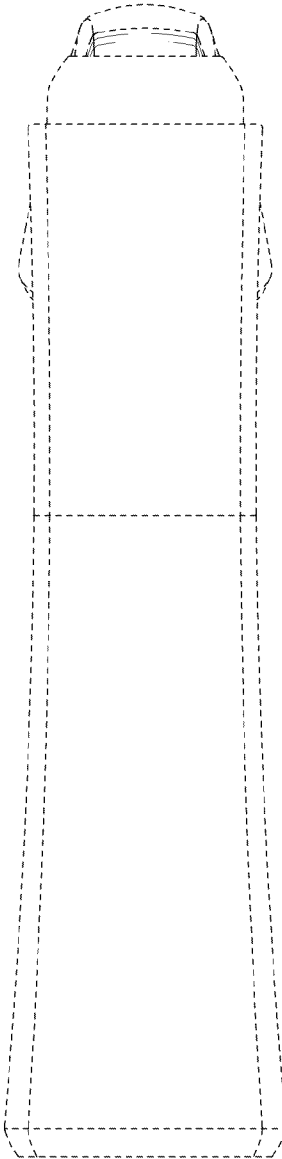


FIG. 3

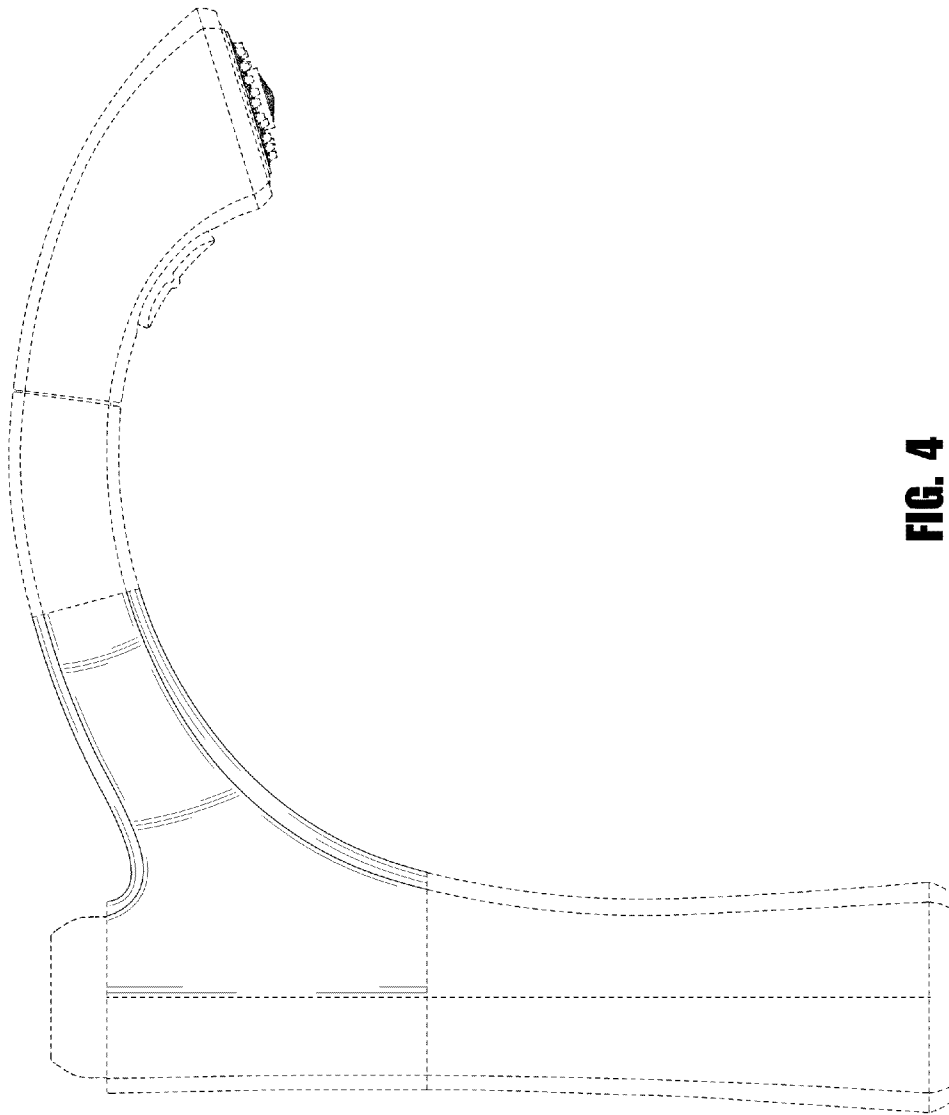


FIG. 4

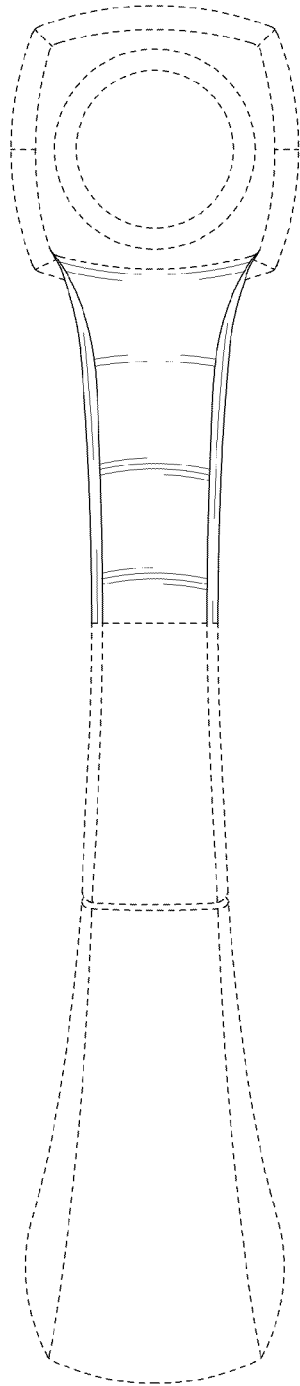


FIG. 5

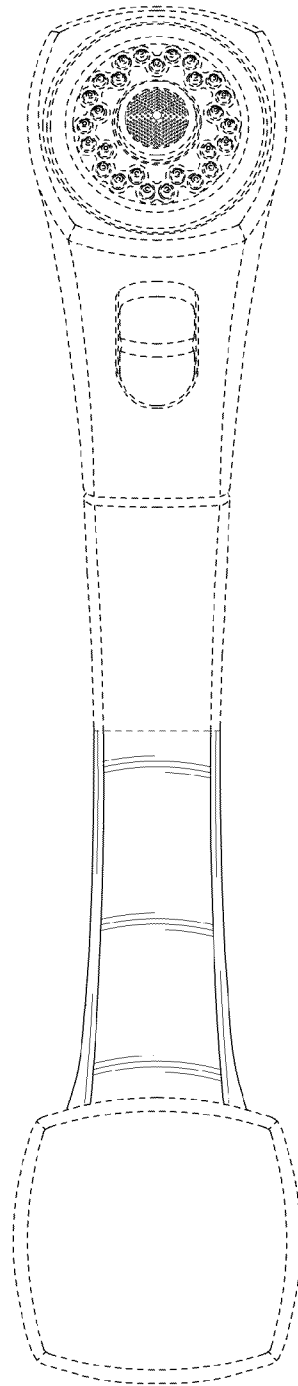


FIG. 6